

MINUTES
OF
THE BOARD OF REGENTS
OF
THE TEXAS STATE UNIVERSITY SYSTEM

Quarterly Board Meeting

August 11-12, 2022

TABLE OF CONTENTS

COMMITTEE MEETINGS.....	3
ACADEMIC AND HEALTH AFFAIRS COMMITTEE	4
PLANNING AND CONSTRUCTION COMMITTEE	6
FINANCE AND AUDIT COMMITTEE.....	7
RULES AND REGULATIONS COMMITTEE.....	9
BOARD OF REGENTS MEETING.....	10
I. CALL TO ORDER	10
II. ATTENDANCE	10
III. WELCOME REMARKS	10
IV. APPROVAL OF MINUTES	10
V. ACADEMIC AND HEALTH AFFAIRS	10
VI. FINANCE AND AUDIT	12
VII. PLANNING AND CONSTRUCTION	13
VIII. RULES AND REGULATIONS	13
IX. GOVERNMENTAL RELATIONS	14
X. CONTRACTS	14
XI. PERSONNEL	15
XII. MISCELLANEOUS.....	15
XIII. RECESS TO EXECUTIVE SESSION.....	15
XIV. RECONVENE IN OPEN SESSION	16
XV. PERSONNEL	16
XVI. RECESS OPEN SESSION.....	16
XVII. RECONVENE.....	17
XVIII. STUDENT ADVISORY BOARD INTRODUCTIONS	17
XIX. CHIEF STUDENT AFFAIRS OFFICERS' REPORT	17
XX. TSUS FOUNDATION UPDATE	17
XXI. APPROVAL OF CONSENT AGENDA.....	17
XXII. APPROVAL OF FUTURE BOARD MEETING DATES	17
XXIII. GENERAL MOTIONS.....	17
XXIV. MISCELLANEOUS	18
XXV. PUBLIC COMMENTS.....	19
XXVI. ADJOURNMENT	19
CONSENT/APPENDIX	20

COMMITTEE MEETINGS

The committee meetings were each held prior to the Board of Regents meeting via teleconference as follows:

- | | | | |
|-------------------------------|----------------|------------|-----|
| • Academic and Health Affairs | August 1, 2022 | 2:00 p.m. | CDT |
| • Planning and Construction | August 2, 2022 | 11:00 a.m. | CDT |
| • Finance and Audit | August 2, 2022 | 2:00 p.m. | CDT |
| • Rules and Regulations | August 3, 2022 | 11:00 a.m. | CDT |

ACADEMIC AND HEALTH AFFAIRS COMMITTEE

Committee Members

Regent Garry Crain, Committee Chair; Regent Don Flores; Regent Nicki Harle; Regent Stephen Lee

Call to Order

The Academic and Health Affairs Committee of the Texas State University System was called to order on August 1, 2022 at 2:00 p.m. CDT by Committee Chair Garry Crain. The meeting was held telephonically.

Present

Regent Garry Crain, Committee Chair; Regent Don Flores; Regent Nicki Harle

Also Present

Dr. Brian McCall, Chancellor; Dr. Ashley Spicer-Runnels, Assistant Vice Chancellor for Academic and Health Affairs; Mr. Daniel Harper, Vice Chancellor and Chief Financial Officer; Ms. Carole Fox, Chief Audit Executive; Mr. Sean Cunningham, Vice Chancellor for Governmental Relations; Ms. Nelly Herrera, Vice Chancellor and General Counsel; Mr. Pierce Mitchell, Assistant Vice Chancellor for Governmental Relations; Mr. Derrick Alexander, Director of Creative Services; Ms. Malú González, Development Director; Ms. Laura Tibbitts, Director of Administration; various component campus representatives

Absent

Regent Stephen Lee; Vice Chancellor Dr. John Hayek

Discussion Items

Committee Chair Garry Crain called on Dr. Ashley Spicer-Runnels to present the agenda items.

Dr. Spicer-Runnels presented LU: Permanent Test-Optional Undergraduate Admissions Criteria. The committee approved the item to be taken to the full Board.

Dr. Spicer-Runnels presented LIT: New Program Proposal - Associate of Applied Science in Nursing (ADN). The committee approved the item to be taken to the full Board.

Dr. Spicer-Runnels presented LIT: New Program Proposal - Associate of Applied Science in Medical Assistant. The committee approved the item to be taken to the full Board.

Dr. Spicer-Runnels presented LIT: New Program Proposal - Associate of Applied Science in Physical Therapy Assistant. The committee approved the item to be taken to the full Board.

Dr. Spicer-Runnels presented LSCO: New Program Proposal – Paramedic Certificate of Completion and Associate of Applied Science Degree. The committee approved the item to be taken to the full Board.

Dr. Spicer-Runnels presented LSCPA: Review the Vision Statement and Mission Statement. The committee approved the item to be taken to the full Board.

Dr. Spicer-Runnels briefly outlined the Consent Agenda items, which consisted of:

LU: Certificate in Power and Energy Engineering
LU: Changes to Admission Requirements for Master of Science in Professional Accounting Degree Program
LU: Discontinuation of BS Graphic Design Degree Program
LU: Graduate Certificate in Engineering with Nature
LU: Modification of Master of Arts in Teaching Spanish as a Foreign Language (MATS) Degree Plan
LU: New MBA Concentration in Corporate Governance and Risk Management
LU: Revised Master of Public Administration in Political Science Fast Track
SHSU: Certificate Program, Addition—Undergraduate Certificate in Biosecurity and Pandemics
SHSU: Degree Program CIP Code and Title Change—Master of Arts in Psychology
SHSU: Degree Program Title, Semester Credit Hour (Decrease), and Delivery Mode Change—Master of Arts in Digital Media
SRSU: Reorganize Minors within the Jimmy D. Case College of Literature, Arts, and Social Sciences at the Alpine campus
TXST: Change the name of the Department of Computer Information Systems and Quantitative Methods to the Department of Information Systems and Analytics
TXST: Change the name of the Emmett and Miriam McCoy College of Business Administration to the Emmett and Miriam McCoy College of Business
LIT: Revision – Associate of Applied Science in Diagnostic Cardiac Sonography and Associate of Applied Science in Diagnostic Medical Sonography
LIT: Revision - Associate of Applied Science in Instrumentation Technology and Associate of Applied Science in Process Operating Technology
LIT: Revision - Associate of Applied Science in Occupational Safety and Health
LIT: Revision - Associate of Science in Health Sciences
LSCO: Program Modification – Medical Assisting Certificate of Completion Degree
LSCO: Program Modification – Vocational Nursing Certificate of Completion Degree
LSCO: Program Name Modification – Industrial Technology to Safety, Health, and Environment
LSCO: Program Name Modification – Mechanical, Manufacturing, and Maintenance (MMM) to Electro Mechanical Technology
TSUS: Curriculum Changes
TSUS: Out-of-State/Out-of-Country Course Offerings

The committee approved the items to be included on the Consent Agenda.

Adjournment

There being no further business before the Committee, Committee Chair Garry Crain adjourned the meeting at 2:47 p.m. CDT.

PLANNING AND CONSTRUCTION COMMITTEE

Committee Members

Regent Bill Scott, Committee Chair; Regent Duke Austin; Regent Stephen Lee

Call to Order

The Planning and Construction Committee of the Texas State University System was called to order on August 2, 2022 at 11:03 a.m. CDT by Committee Chair Bill Scott. The meeting was held telephonically.

Present

Regent Bill Scott, Committee Chair; Regent Duke Austin; Regent Stephen Lee

Also Present

Regent Don Flores; Dr. Brian McCall, Chancellor; Mr. Daniel Harper, Vice Chancellor and Chief Financial Officer; Ms. Carole Fox, Chief Audit Executive; Mr. Sean Cunningham, Vice Chancellor for Governmental Relations; Ms. Nelly Herrera, Vice Chancellor and General Counsel; Mr. Mike Wintemute, Vice Chancellor for Marketing & Communications; Mr. Pierce Mitchell, Assistant Vice Chancellor for Governmental Relations; Mr. Peter Maass, Director of Capital Projects Administration; Mr. Derrick Alexander, Director of Creative Services; Ms. Laura Tibbitts, Director of Administration; various component campus representatives

Absent

None

Discussion Items

Committee Chair Bill Scott called on Mr. Daniel Harper to present the agenda items.

Mr. Harper presented TSUS: Planning and Construction Report. This item was informational only. No action was taken.

Mr. Harper presented TSUS: 2022 Campus Condition Report. This item was informational only. No action was taken.

Mr. Harper briefly outlined the Consent Agenda items, which consisted of:

TSUS: Addition to 2022-2027 Capital Improvements Program

TSUS: Addition to 2023-2028 Capital Improvements Program

The committee approved the items to be included on the Consent Agenda.

Adjournment

There being no further business before the Committee, Committee Chair Bill Scott adjourned the meeting at 11:18 a.m. CDT.

FINANCE AND AUDIT COMMITTEE

Committee Members

Regent Alan Tinsley, Committee Chair; Regent Duke Austin; Regent Garry Crain; Regent Bill Scott

Call to Order

The Finance and Audit Committee of the Texas State University System was called to order on August 2, 2022 at 2:00 p.m. CDT by Committee Chair Alan Tinsley. The meeting was held telephonically.

Present

Regent Alan Tinsley, Committee Chair; Regent Duke Austin; Regent Garry Crain, Regent Bill Scott

Also Present

Regent Don Flores; Dr. Brian McCall, Chancellor; Mr. Daniel Harper, Vice Chancellor and Chief Financial Officer; Ms. Carole Fox, Chief Audit Executive; Mr. Sean Cunningham, Vice Chancellor for Governmental Relations; Ms. Nelly Herrera, Vice Chancellor and General Counsel; Ms. Kelly Wintemute, Compliance Officer; Mr. Pierce Mitchell, Assistant Vice Chancellor for Governmental Relations; Dr. Ashley Spicer-Runnels, Assistant Vice Chancellor for Academic and Health Affairs; Mr. Derrick Alexander, Director of Creative Services; Ms. Laura Tibbitts, Director of Administration; various component campus representatives

Absent

None

Discussion Items

Committee Chair Alan Tinsley called on Mr. Daniel Harper to present the agenda items. Mr. Harper asked Ms. Carole Fox to present one of the agenda items.

Mr. Harper presented TSUS: Operating Budgets for Fiscal Year 2023. The committee approved the item to be taken to the full Board.

Ms. Fox presented TSUS: Fiscal Year 2023 Audit and Compliance Plan. The committee approved the item to be taken to the full Board.

Mr. Harper presented TSUS: Status of Implementation of Audit and Compliance Recommendations. This item was informational only. No action was taken.

Mr. Harper briefly outlined the Consent Agenda items, which consisted of:

SRSU: Authorization for Amendment to Agreement with Aramark

TSUS: Waiver of Statutory Tuition for Certain Technical Dual Credit Courses for the Lamar State Colleges

TSUS: Out-of-State Tuition and Fee Rates for Fully Online Program

The committee approved the items to be included on the Consent Agenda.

Adjournment

There being no further business before the Committee, Committee Chair Alan Tinsley adjourned the meeting at 2:35 p.m. CDT.

RULES AND REGULATIONS COMMITTEE

Committee Members

Regent Don Flores, Committee Chair; Regent Sheila Faske; Regent Alan Tinsley

Call to Order

The Rules and Regulations Committee of the Texas State University System was called to order on August 3, 2022 at 11:00 a.m. CDT by Committee Chair Don Flores. The meeting was held telephonically.

Present

Regent Don Flores, Committee Chair; Regent Sheila Faske; Regent Alan Tinsley

Also Present

Dr. Brian McCall, Chancellor; Ms. Nelly Herrera, Vice Chancellor and General Counsel; Mr. Daniel Harper, Vice Chancellor and Chief Financial Officer; Ms. Carole Fox, Chief Audit Executive; Mr. Sean Cunningham, Vice Chancellor for Governmental Relations; Ms. Therese Sternenbergh, Assistant Vice Chancellor; Mr. Pierce Mitchell, Assistant Vice Chancellor for Governmental Relations; Ms. Ashley Spicer-Runnels, Assistant Vice Chancellor for Academic and Health Affairs; Ms. Sandy Poel, Executive Legal Assistant; Mr. Derrick Alexander, Director of Creative Services; Ms. Malú González, Development Director; Ms. Laura Tibbitts, Director of Administration; various component campus representatives

Absent

None

Discussion Item

Committee Chair Don Flores called on Ms. Nelly Herrera to present the agenda item.

Ms. Herrera briefly outlined the Consent Agenda item, which consisted of:

TSUS: Approval of Rules and Regulations.

The committee approved the item to be included on the Consent Agenda.

Adjournment

There being no further business before the Committee, Committee Chair Don Flores adjourned the meeting at 11:11 a.m. CDT.

BOARD OF REGENTS MEETING

I. CALL TO ORDER

The Quarterly Board of Regents meeting of The Texas State University System was called to order on Thursday, August 11, 2022 at 12:33 p.m. CDT by Chairman of the Board Duke Austin. The meeting was held at the AT&T Hotel and Conference Center, 1900 University Avenue, Salon C, Austin, TX. Noting the presence of a quorum, Chairman Austin called upon Second Vice Chairman Alan Tinsley to deliver the invocation, Regent Stephen Lee to lead in the United States flag pledge, and Regent Sheila Faske to lead in the Texas flag pledge.

II. ATTENDANCE

Present

Chairman Duke Austin
First Vice Chairman Garry Crain
Second Vice Chairman Alan Tinsley
Regent Charlie Amato
Regent Sheila Faske
Regent Don Flores
Regent Nicki Harle
Regent Stephen Lee
Regent Bill Scott
Student Regent Gabriel Webb

Absent

None

Also Present

Chancellor Brian McCall; President Jaime Taylor, LU; President Alisa White, SHSU; Interim President Carlos Hernandez, SRSU; President Kelly Dampousse, TXST; President Lonnie Howard, LIT; incoming President Sid Valentine, LIT; President Thomas Johnson, LSCO; President Betty Reynard, LSCPA

III. WELCOME REMARKS

Chairman Austin acknowledged President Lonnie Howard, who will be leaving Lamar Institute of Technology, on his contribution to the System. He also welcomed Dr. Sid Valentine, incoming President of Lamar Institute of Technology and new Student Regent Gabriel Webb. Chairman Austin welcomed all present.

IV. APPROVAL OF MINUTES

Upon motion of Chairman Austin, seconded by Regent Amato, with all Regents voting aye, it was ordered that the minutes of the quarterly Board of Regents meeting held May 19 - 20, 2022, are approved.

V. ACADEMIC AND HEALTH AFFAIRS

Regent Garry Crain, Chair of the Academic and Health Affairs Committee, presented the following agenda items:

2022-63 LU: Permanent Test-Optional Undergraduate Admissions Criteria

Upon motion of Regent Crain, seconded by Regent Flores, with all Regents voting aye, it was ordered that Lamar University is authorized to make permanent the existing undergraduate admissions criteria for first time in college (FTIC) students to continue to allow for test-optional admission. This action was effective for the Fall 2021 incoming

class. Lamar University would like to permanently make this admissions criterion effective.

2022-64 LIT: New Program Proposal - Associate of Applied Science in Nursing (ADN)

Upon motion of Regent Crain, seconded by Regent Harle, with all Regents voting aye, it was ordered that Lamar Institute of Technology (LIT) is authorized to create a new Associate of Applied Science in Nursing (ADN), to be implemented upon final approval by the TSUS Board of Regents and the Texas Higher Education Coordinating Board. The award will be effective Fall 2023.

2022-65 LIT: New Program Proposal - Associate of Applied Science in Medical Assistant

Upon motion of Regent Crain, seconded by Regent Amato, with all Regents voting aye, it was ordered that Lamar Institute of Technology (LIT) is authorized to offer an Associate of Applied Science in Medical Assistant, to be implemented upon final approval by the TSUS Board of Regents and the Texas Higher Education Coordinating Board. The award will be effective Fall 2023.

2022-66 LIT: New Program Proposal - Associate of Applied Science in Physical Therapy Assistant

Upon motion of Regent Crain, seconded by Regent Tinsley, with all Regents voting aye, it was ordered that Lamar Institute of Technology (LIT) is authorized to create a new Associate of Applied Science in Physical Therapy Assistant, to be implemented upon final approval by the TSUS Board of Regents and the Texas Higher Education Coordinating Board. The award will be effective Fall 2023.

2022-67 LSCO: New Program Proposal – Paramedic Certificate of Completion and Associate of Applied Science Degree

Upon motion of Regent Crain, seconded by Regent Harle, with all Regents voting aye, it was ordered that Lamar State College Orange is authorized to create a new Paramedic (37 semester hours) Certificate of Completion and Paramedic (60 semester hours) Associate of Applied Science Degree to be implemented upon final approval by the TSUS Board of Regents, the Texas Higher Education Coordinating Board (THECB) and the Southern Association of Colleges and Schools Commission on Colleges (SACSCOC) effective Spring 2023.

2022-68 LSCPA: Review the Vision Statement and Mission Statement

Upon motion of Regent Crain, seconded by Regent Lee, with all Regents voting aye, it was ordered that the Vision Statement and Mission Statement for Lamar State College Port Arthur was reviewed and approved as follows:

Vision Statement:

Lamar State College Port Arthur strives to enhance lives by expanding opportunities through quality education.

Mission Statement:

Lamar State College Port Arthur provides learning experiences that prepare students to continue their education or enter the workforce.

Regent Crain noted that the following items are found on the Consent Agenda:

- LU: Certificate in Power and Energy Engineering
- LU: Changes to Admission Requirements for Master of Science in Professional Accounting Degree Program
- LU: Discontinuation of BS Graphic Design Degree Program
- LU: Graduate Certificate in Engineering with Nature
- LU: Modification of Master of Arts in Teaching Spanish as a Foreign Language (MATS) Degree Plan
- LU: New MBA Concentration in Corporate Governance and Risk Management
- LU: Revised Master of Public Administration in Political Science Fast Track
- SHSU: Certificate Program, Addition—Undergraduate Certificate in Biosecurity and Pandemics
- SHSU: Degree Program CIP Code and Title Change—Master of Arts in Psychology
- SHSU: Degree Program Title, Semester Credit Hour (Decrease), and Delivery Mode Change—Master of Arts in Digital Media
- SRSU: Reorganize Minors within the Jimmy D. Case College of Literature, Arts, and Social Sciences at the Alpine campus
- TXST: Change the name of the Department of Computer Information Systems and Quantitative Methods to the Department of Information Systems and Analytics
- TXST: Change the name of the Emmett and Miriam McCoy College of Business Administration to the Emmett and Miriam McCoy College of Business
- LIT: Revision – Associate of Applied Science in Diagnostic Cardiac Sonography and Associate of Applied Science in Diagnostic Medical Sonography
- LIT: Revision - Associate of Applied Science in Instrumentation Technology and Associate of Applied Science in Process Operating Technology
- LIT: Revision - Associate of Applied Science in Occupational Safety and Health
- LIT: Revision - Associate of Science in Health Sciences
- LSCO: Program Modification – Medical Assisting Certificate of Completion Degree
- LSCO: Program Modification – Vocational Nursing Certificate of Completion Degree
- LSCO: Program Name Modification – Industrial Technology to Safety, Health, and Environment
- LSCO: Program Name Modification – Mechanical, Manufacturing, and Maintenance (MMM) to Electro Mechanical Technology
- TSUS: Curriculum Changes
- TSUS: Out-of-State/Out-of-Country Course Offerings

These items were voted on and passed under the approval of the Consent Agenda. These items can be found immediately following the meeting minutes.

VI. FINANCE AND AUDIT

Regent Alan Tinsley, Chair of the Finance and Audit Committee, presented the following agenda items:

2022-69 TSUS: Operating Budgets for Fiscal Year 2023

Upon motion of Regent Tinsley, seconded by Regent Flores, with all Regents voting aye, it was ordered that the Fiscal Year 2023 Operating Budgets for Components of the Texas State University System are approved.

2022-70 TSUS: Fiscal Year 2023 Audit and Compliance Plan

Upon motion of Regent Tinsley, seconded by Regent Scott, with all Regents voting aye, it was ordered that the Fiscal Year 2023 Audit and Compliance Plan for the Texas State University System is approved.

Informational Item – TSUS: Status of Implementation of Audit and Compliance Recommendations

The Status of Implementation of Audit and Compliance Recommendations were presented as an informational item only. No action was taken.

Regent Tinsley noted that the following items are found on the Consent Agenda:

- SRSU: Authorization for Amendment to Agreement with Aramark
- TSUS: Waiver of Statutory Tuition for Certain Technical Dual Credit Courses for the Lamar State Colleges
- TSUS: Out-of-State Tuition and Fee Rates for Fully Online Program

These items were voted on and passed under the approval of the Consent Agenda. These items can be found immediately following the meeting minutes.

VII. PLANNING AND CONSTRUCTION

Regent Bill Scott, Chair of the Planning and Construction Committee, presented the following agenda items:

Informational Item – TSUS: Planning and Construction Report

The Planning and Construction Report was presented as an informational item only. No action was taken.

Informational Item – TSUS: 2022 Campus Condition Report

The 2022 Campus Condition Report was presented as an informational item only. No action was taken.

Regent Scott noted that the following items are found on the Consent Agenda:

- TSUS: Addition to 2022-2027 Capital Improvements Program
- TSUS: Addition to 2023-2028 Capital Improvements Program

These items were voted on and passed under the approval of the Consent Agenda. These items can be found immediately following the meeting minutes.

VIII. RULES AND REGULATIONS

Regent Flores, Chair of the Rules and Regulations Committee, noted that the following item is found on the Consent Agenda:

- TSUS: Approval of Rules and Regulations

This item was voted on and passed under the approval of the Consent Agenda. This item can be found immediately following the meeting minutes.

IX. GOVERNMENTAL RELATIONS

Chairman Austin called on Regent Harle, who asked Vice Chancellor Sean Cunningham to make a brief report. Vice Chancellor Cunningham presented a legislative update concerning state and federal issues that have the potential to impact the Texas State University System.

X. CONTRACTS

Chairman Austin noted that all contracts are on the Consent Agenda and that Ms. Nelly Herrera, Vice Chancellor and General Counsel, is available to answer any questions.

LU: First Amendment to Agreement with Instructional Connections, LLC

Amendment Number One to the Online Course Instructional Assistants Services Agreement between Lamar University and Instructional Connections, LLC, effective September 1, 2022, to increase the value of the contract to a sum not to exceed \$8.75 million, is approved.

LU, LSC-O, LSC-PA: Fourth Amendment to Agreement with Barnes & Noble College Booksellers, LLC

The Fourth Amendment to the Agreement between Lamar University, Lamar State College – Port Arthur, Lamar State College - Orange and Barnes & Noble College Booksellers, LLC, effective August 22, 2022, for modifications of the First Day Complete Program at Lamar State College – Orange and Lamar State College – Port Arthur, and authorization of future revisions to the per credit price under the Agreement, with the approval of the Vice Chancellor and Chief Financial Officer, provided such price will not exceed \$30, is approved.

SHSU: Authorization to Renew the Agreement with SHI International Corporation for Microsoft Licensing

Sam Houston State University is authorized to execute agreements and successive amendments with SHI International Corporation for the Sam Houston State University Microsoft software renewal for a term not to exceed three (3) years and a total dollar value not to exceed \$2.5 million.

LIT: Contract with IQS Inc., Facility Management Services for Custodial Services

The contract commencing September 1, 2022, for a term of two years, with three (3) one-year renewals, between Lamar Institute of Technology and IQS Inc., Facility Management Services for custodial services, for a sum not to exceed \$2.5 million is approved.

LIT: First Amendment to Agreement with AHI Facility Services, Inc. for Custodial Services

The First Amendment to the Agreement between Lamar Institute of Technology and AHI Facility Services, Inc., effective September 1, 2019, increasing the contract amount by \$400,000 for services relating to the operation of custodial services is approved.

TXST: Contracts for Overflow Student Housing

The contracts commencing upon date of contract execution for overflow student housing between Texas State University and Holiday Inn San Marcos Convention Center and between Texas State University and Trident Hotel Group DBA Wingate by Wyndham, in a combined amount not to exceed \$3.15 million, is approved.

All contract items were passed under the Consent Agenda and can be found following the meeting minutes.

XI. PERSONNEL

Chairman Austin noted that the action item on the Personnel agenda will be considered after reconvening from Executive Session.

Chairman Austin noted that the following items are found on the Consent Agenda:

- TSUS: Faculty Personnel

This item was voted on and passed under the approval of the Consent Agenda. This item can be found immediately following the meeting minutes.

XII. MISCELLANEOUS

2022-71 SHSU: Naming of the Sam Houston Memorial Museum and Republic of Texas Presidential Library

Upon motion of Regent Amato, seconded by Regent Tinsley, with all Regents voting aye, it was ordered that the Sam Houston Memorial Museum is authorized to add "Republic of Texas Presidential Library" to its name.

Chairman Austin noted that the remaining action items under the miscellaneous section will be heard on Friday, August 12, 2022.

Chairman Austin noted that the following items are found on the Consent Agenda:

- TSUS: Revisions to Minutes of Special Called Meeting, June 18, 2014
- TSUS: Gift Reports

These items were voted on and passed under the approval of the Consent Agenda. These items can be found immediately following the meeting minutes.

XIII. RECESS TO EXECUTIVE SESSION

Chairman Austin recessed the Board to Executive Session at 1:10 p.m. CDT in accordance with *Chapter 551* of the Texas *Government Code* to discuss legal, real estate and personnel issues.

XIV. RECONVENE IN OPEN SESSION

The Board reconvened in open session at 4:36 p.m. CDT on Thursday August 11, 2022.

XV. PERSONNEL

2022-72 SHSU: Regarding Recommendation That Dr. Gang Gong be Terminated for Cause and His Tenure be Revoked

Upon motion of Regent Flores, seconded by Regent Amato, with all Regents voting aye, it was ordered that having considered the recommendations of his department chair, college dean, provost, and the University's president, as well as the record pertaining to this personnel matter, the Board affirms President White's recommendation that the employment of Dr. Gang Gong be terminated for cause and his tenure revoked.

XVI. RECESS OPEN SESSION

At 4:37 p.m. CDT, Chairman Austin recessed the meeting until the following morning.

XVII. RECONVENE

The Quarterly Board of Regents meeting of the Texas State University System was reconvened on Friday, August 12, 2022 at 10:01 a.m. CDT by Chairman of the Board Duke Austin. The meeting was held at the AT&T Hotel and Conference Center, 1900 University Avenue, Salon C, Austin, TX. A quorum was present.

XVIII. STUDENT ADVISORY BOARD INTRODUCTIONS

Chairman Austin asked each president to introduce his or her respective students to the Board.

XIX. CHIEF STUDENT AFFAIRS OFFICERS’ REPORT

Chairman Austin called on Dr. John Hayek to introduce the Student Affairs Officer report. Dr. Hayek introduced the Chief Student Affairs Officers. Dr. Vicki McNeil of Lamar University provided a report on the value of student affairs professionals in enhancing student success.

XX. TSUS FOUNDATION UPDATE

Mr. Mike Wintemute, Executive Director of the Foundation, made a presentation to the Board regarding the current status of Foundation funds, awards and scholarships.

XXI. APPROVAL OF CONSENT AGENDA

2022-73 TSUS: Approval of Consent Agenda

Upon motion of Chairman Austin, seconded by Regent Flores, with all Regents voting aye, the Board acknowledge those items on the Consent Agenda which have been reviewed and approved at the campus level as being presented to the board for informational purposes only, and that all other items on the Consent Agenda that are not for informational purposes only, are approved.

XXII. APPROVAL OF FUTURE BOARD MEETING DATES

2022-74 TSUS: Approval of Future Board Meetings 2023

Upon motion of Chairman Austin, seconded by Regent Amato, with all Regents voting aye, it was ordered that:

The future quarterly Board meetings are scheduled as follows:

<u>Dates:</u>	<u>Host:</u>	<u>City:</u>
February 23 – 24, 2023	Texas State University System	Austin
May 25 – 26, 2023	Texas State University	San Marcos
August 10 – 11, 2023	Sul Ross State University	Alpine
November 16 – 17, 2023	Lamar University	Beaumont

XXIII. GENERAL MOTIONS

Chairman Austin outlined one general informational item regarding the schedule of upcoming board meetings:

Dates:

November 17 – 18, 2022

Host:

Texas State University

City:

San Marcos

XXIV. MISCELLANEOUS

A walk-on item on the miscellaneous agenda was considered.

2022-75 TSUS/LIT: Resolution Honoring Dr. Lonnie L. Howard, President of Lamar Institute of Technology; Order Conferring President *Emeritus* Status; and Naming of the Technology Center

Upon motion of Chairman Austin, seconded by Regent Harle, with all Regents voting aye, it was ordered that:

1. The attached resolution, honoring Dr. Lonnie L. Howard, an exceptional president and a fine man, be hereby adopted and forever memorialized in the proceedings of this Board of Regents and in the permanent records of Lamar Institute of Technology; and
2. The title, “President *Emeritus*,” together with all privileges and perquisites stated in the *Rules and Regulations* for professors’ *emeriti*, be conferred and forever inure to President Howard; and
3. That the Chancellor assure that the Technology Center on the Lamar Institute of Technology campus be appropriately named in recognition of his service.

Resolution Honoring Dr. Lonnie L. Howard

WHEREAS, Dr. Lonnie L. Howard, the son of Lonnie and Mervie Howard, was born in a four-room shack with no indoor plumbing, placed in remedial classes, and not considered college material, delayed enlisted in the United States Army at 17 years of age, once worked as a janitor, and welder; and,

WHEREAS, Dr. Lonnie L. Howard’s parents, a sharecropper with a third grade education and a maid with a fifth grade education, instilled in him the belief that “It really does not matter where you start from in life, with hard work and determination, anyone can achieve the American Dream”; and,

WHEREAS, Dr. Lonnie L. Howard’s life is an example of hard work and determination; not seriously attending college until the age of 36, in 12 years, he completed five degrees: AAS, AGS, BS, MS, and a dual PhD in educational administration and sociology from the University of Texas at Austin in less than two years with a 4.0 GPA; and,

WHEREAS, Dr. Lonnie L. Howard, rising from the ranks of faculty, has held senior executive leadership positions and twice been appointed a college president. He has served at Lamar Institute of Technology (LIT) since July 17, 2016; and,

WHEREAS, under the leadership of Dr. Lonnie L. Howard, LIT has reversed enrollment declines and experienced record-breaking increases every academic year for more than

half a decade, with impressive gains in first-generation students and students of color; and,

WHEREAS, Dr. Lonnie L. Howard led the LIT 2018-2028 Master Plan process, developed LIT 2016-2020 and 2020-2025 Strategic Plans, helped secure state college parity funding from the Texas Legislature, obtained building naming rights from ExxonMobil, secured the institute's largest cash gift of \$1 million, the largest-ever equipment donation of \$1.1 million, and increased the institute's endowment by 54%; and,

WHEREAS, Dr. Lonnie L. Howard helped LIT become a results-oriented institution that was voted one of the '*Best Places to Work*' in Southeast Texas;

NOW, THEREFORE, BE IT RESOLVED that the Board of Regents of the Texas State University System enthusiastically and unanimously adopt this Resolution, thanking Dr. Lonnie L. Howard for his exceptional service to the students, faculty and staff of Lamar Institute of Technology; the Texas State University System, and the Great State of Texas, for all are better for his having passed this way.

Adopted by the Board of Regents of the Texas State University System this twelfth day of August, 2022.

XXV. PUBLIC COMMENTS

Chairman Austin called for public comments. There were no public comments.

XXVI. ADJOURNMENT

Chairman Austin adjourned the meeting at 10:36 a.m. CDT.

Attested by:
Brian McCall, Ph.D.
Chancellor and Secretary to the Board

CONSENT/APPENDIX

CONSENT – ACADEMIC AND HEALTH AFFAIRS

LU: Certificate in Power and Energy Engineering

The Phillip M. Drayer Department of Electrical Engineering in the College of Engineering is authorized to offer an undergraduate Certificate in Power & Energy Engineering. This will be effective Summer 2022, following notification to the Texas Higher Education Coordinating Board and the Commission on Colleges of the Southern Association of Colleges and Schools.

Explanation

The Master's Program in Electrical Engineering provides students with advanced skills and knowledge in the field of electrical engineering. The curriculum contains a set of courses in electrical engineering (EE) and related areas that lead to either a Masters of Engineering Science (MES) or a Masters of Engineering (MSE). A certificate program in power & energy would provide an intermediate step for engineers in practice towards the MES or MSE degrees and also give the individual who successfully completes the certificate a cohesive set of tools to advance both their own career but also address a critical need for advanced knowledge in the area of power & energy.

Electrical engineering serves vital functions in today's world and provides a wide range of career opportunities. It is particularly well positioned to develop individuals who provide solutions to problems in the fields of telecommunications, power and energy, electronics, computers, aerospace, instrumentation and control, and a host of other sub-disciplines. Electrical engineering is one of the primary engineering disciplines that, in Herbert Hoover's words, *elevates the standard of living and adds to the comforts of life*.

Based on comments from our current BSEE graduates in the Southeast Texas region, we anticipate that the additional students attracted to this option.

The undergraduate Certificate in Power and Energy is intended to provide a comprehensive series of courses that will enable participants to obtain the knowledge and skills necessary for continued advancement in the field of electrical engineering in power and energy systems. Achieving the certificate allows for a clear-cut statement of achievement at the graduate level without the commitment of a master's degree program; however, courses taken for the certificate may later be applied to a graduate degree.

The general outcomes for the certificate are as follows:

- Outline power system design techniques and analytical skills of various combinations of power apparatus that include transformers, transmission lines and requisite transmission line parameters, per-unit values, synchronous motors and generators, and induction motors in all various configurations.
- Describe the characteristics and circuit models of AC machines in both short circuit and steady-state modes of operation and expanding same for advanced study of monitoring, control and protection.
- Apply basic engineering sciences to the design, analyses and steady-state operation of power apparatus in stable power systems.
- Apply modern simulation (PowerWorld/Windmill) and mathematical (Mathcad and/or Matlab) tools for the design, analyses, and performance of power system networks.
- Formulate the requisite problem-solving skills associated with power system analysis and design.
- Design power systems and networks to meet desired operation conditions and specifications.

PROGRAM REQUIREMENTS

Core Courses:

ELEN 3441: Fundamental of power system (spring semester)

ELEN 4304: Power system monitoring and protection (summer 1 semester)

Selective Courses*:

ELEN 4304: Electric machines and power electronics drives (fall semester)

ELEN 4304: Power system stability and control (spring semester)

* Applicants has to take one of the selective courses in addition to the core courses to fulfill the certificate in one-year period.

Evaluations:

Whoever passes these 3 courses with minimum GPA: 3.5 will receive the certificate in power and energy

Requirement to Apply:

- Current student of Bachelor of Science in Electrical Engineering
- ELEN 3371 Electromagnetics I

LU: Changes to Admission Requirements for Master of Science in Professional Accounting Degree Program

Lamar University is authorized to revise the admissions requirements for the MSPA degree program to align with the admission requirements for other graduate programs in the College of Business

Explanation

The proposed Master of Science in Professional Accounting program admission requirements includes automatic admission and a waiver of the GRE/GMAT requirement for applicants with a cumulative GPA of 2.5 or higher. For applicants not having a degree in accounting, the following prerequisite courses are required:

ACCT 2301	Introduction to Financial Accounting
ACCT 3310	Intermediate Accounting I
ACCT 3320	Intermediate Accounting II
ACCT 3380	Taxation I
ACCT 4300	Auditing

International student applicants with a BS degree that requires less than 120 SCHs must take additional bridging courses to attain 120 SCHs of coursework requirement in addition to the graduate courses required by the program. The undergraduate leveling options are as follows:

ACCT 2301	Introduction to Financial Accounting
ACCT 2302	Introduction to Managerial Accounting
ACCT 3310	Intermediate Accounting I
ACCT 3320	Intermediate Accounting II
ACCT 3380	Taxation Accounting I
ACCT 4300	Introduction to Auditing
BCOM 3350	Business Communications
BUAL 2305	Business Statistics
BULW 3310	Business Law
ECON 2301	Principles of Economics I – Macro
ECON 2302	Principles of Economics II – Micro
FINC 3310	Principles of Finance
MGMT 3310	Principles of Organizational Behavior and Management
MISY 3390	Data Mining
MKTG 3310	Principles of Marketing

LU: Discontinuation of BS Graphic Design Degree Program

Lamar University is authorized to discontinue the Bachelor of Science in Graphic Design. This action will be effective in Spring 2023

Explanation

The Lamar University Department Art & Design is seeking to close and teach out the Bachelor of Science degree in Graphic Design program after a finding of non-compliance by the National Association of Schools of Art and Design (NASAD) in a Visitors' Report following a Fall 2021 Site Visit. According to the NASAD report: "The Bachelor of Science Degree in Graphic Design title does not appear to be consistent with the stated purpose and curricular content in the NASAD Handbook 2020-21, Standards for Accreditation IV.C."

The Department of Art & Design curriculum committee concurs with the NASAD Site Visitors assessment and furthermore believes the degree program, as currently implemented, presents academic management and program assessment concerns. As a result of initial Site Visit findings, the department reviewed the program in November 2021 and determined the program nomenclature could not be further clarified as currently structured. Program closure is actively being sought and a teach out plan for the current matriculated students has been developed.

The Lamar University Department of Art & Design continues to offer the Bachelor of Fine Arts (BFA) degree in Graphic Design which NASAD defines as the professional degree in the field. The focused curriculum of the BFA leads to stronger student outcomes and portfolios that are competitive in the professional field. Incoming and future design students have been and will continue to be recruited into this program. The Lamar University BFA in Graphic Design is in compliance with national accreditation standards for this field of study. Historically and currently, the BFA in Graphic Design enjoys the highest student enrollment in the department.

The Lamar University Department of Art & Design has notified the Office of the Registrar and campus advising and removed promotional content for the BS degree in Graphic Design from the department website as part of its Optional Response to NASAD findings of non-compliance. Following approval for official program closure, the BS in Graphic Design will no longer be offered after December 2022.

The teach out plan to complete the 17 students currently in the program is outlined below. Students will complete the program with minimal disruptions. The Art & Design courses needed for these students to complete the program will continue to be offered as part of the existing BFA in Graphic Design program.

Summer 1 Course Options from Degree Plan: Potentially 0 Students to Graduate

ARTS 3316	Watercolor (can substitute for ARTS 3314 Painting)
ARTS 3326	Watercolor 11
ARTS 4343	Motion Design
ARTS 4344	3D Printing
ARTS 4368	Global Perspectives in Contemporary Art (can substitute for ARTS 4380 History of Graphic Design)

Fall 2022 Course Options from Degree Plan: Potentially 4 Students to Graduate

ARTS 1316	Drawing 1
ARTS 1317	Drawing 11
ARTS 2323	Drawing 111
ARTS 3324	Drawing IV
ARTS 1311	Design 1
ARTS 1312	Design 11
ARTS 2311	Design 111
ARTS 3314	Painting 1
ARTS 3328	Sculpture 1
ARTS 3355	Printmaking
ARTS 2356	Photography
ARTS 3379	Photography 11
ARTS 3333	Typography
ARTS 4335	Portfolio Development
ARTS 2331	Intro to Graphic Design
ARTS 2305	Late Modern and Contemporary Art
ARTS 4337	Ancient Art (can substitute for ARTS 4380 History of Graphic Design)

Spring 2023 Course Options from Degree Plan: Potentially 2 Students to Graduate

ARTS 1316	Drawing I
ARTS 1317	Drawing II
ARTS 2323	Drawing III
ARTS 3324	Drawing IV
ARTS 1311	Design I
ARTS 1312	Design II
ARTS 2311	Design III
ARTS 3314	Painting I
ARTS 3328	Sculpture I
ARTS 3355	Printmaking I
ARTS 2356	Photography I
ARTS 3379	Photography II
ARTS 3333	Typography
ARTS 4335	Portfolio Development
ARTS 2331	Intro to Graphic Design
ARTS 1304	Art History II
ARTS 4348	19 th –20 th Century Art (can substitute for ARTS 4380 History of Graphic Design)

Summer 2 Course Options from Degree Plan: Potentially Students to Graduate

ARTS 3316	Watercolor (can substitute for ARTS 3314 Painting)
ARTS 3326	Watercolor II
ARTS 4343	Motion Design
ARTS 4344	3D Printing
ARTS 4380	History of Graphic Design

Fall 2023 Course Options from Degree Plan: Potentially 2 Students to Graduate

ARTS 1316	Drawing I
ARTS 1317	Drawing II
ARTS 2323	Drawing III
ARTS 3324	Drawing IV
ARTS 1311	Design I
ARTS 1312	Design II
ARTS 2311	Design III
ARTS 3314	Painting I
ARTS 3328	Sculpture I
ARTS 3355	Printmaking I
ARTS 2356	Photography I
ARTS 3379	Photography II
ARTS 3333	Typography
ARTS 4335	Portfolio Development
ARTS 2331	Intro to Graphic Design
ARTS 2305	Late Modern and Contemporary Art
ARTS 4337	Non-Western Art (can substitute for ARTS 4380 History of Graphic Design)

Spring 2024 Course Options from Degree Plan: Potentially 5 Students to Graduate

ARTS 1316	Drawing I
ARTS 1317	Drawing II
ARTS 2323	Drawing III
ARTS 3324	Drawing IV
ARTS 1311	Design I
ARTS 1312	Design II
ARTS 2311	Design III
ARTS 3314	Painting I
ARTS 3328	Sculpture I
ARTS 3355	Printmaking I
ARTS 2356	Photography I
ARTS 3379	Photography II
ARTS 3333	Typography
ARTS 4335	Portfolio Development
ARTS 2331	Intro to Graphic Design
ARTS 1304	Art History II
ARTS 4368	Global Perspectives in Contemporary Art (can substitute for ARTS 4380 History of Graphic Design)

Summer 3 Course Options from Degree Plan: Potentially Students to Graduate

ARTS 3316	Watercolor (can substitute for ARTS 3314 Painting)
ARTS 3326	Watercolor II
ARTS 4343	Motion Design
ARTS 4344	3D Printing
ARTS 4380	History of Graphic Design

Fall 2024 Course Options from Degree Plan: Potentially 2 Students to Graduate

ARTS 3314 Painting 1
ARTS 3328 Sculpture 1
ARTS 3355 Printmaking 1
ARTS 2356 Photography 1
ARTS 3379 Photography 11
ARTS 3333 Typography
ARTS 4335 Portfolio Development
ARTS 2331 Intro to Graphic Design
ARTS 2305 Late Modern and Contemporary Art
ARTS 4338 Renaissance Art (can substitute for History of Graphic Design)

Spring 2025 Course Options from Degree Plan: Potentially 2 Students to Graduate

ARTS 3314 Painting 1
ARTS 3328 Sculpture 1
ARTS 3355 Printmaking I
ARTS 2356 Photography 1
ARTS 3379 Photography 11
ARTS' 3333 Typography
ARTS 4335 Portfolio Development
ARTS 2331 Intro to Graphic Design
ARTS 1304 Art History 11
ARTS 4348 19th-20th Century Art

LU: Graduate Certificate in Engineering with Nature

Lamar University is authorized to offer a 9-SCH Graduate Certificate in Engineering with Nature.

Explanation

A certificate in Engineering with Nature (EwN) will broaden students' understanding in this innovative, interdisciplinary subject. EWN was developed and implemented by the US Army Corps of Engineers (USACE). The USACE defines EwN as the intentional alignment of natural and engineering processes to efficiently and sustainably deliver economic, environmental and social benefits through collaboration. It provides alternatives for developing our coastal and riverine infrastructure while considering our natural environment and a better quality of life. The certificate is a 9-SCH program with the following courses.

The core of the certificate is CVEN 5335 with its proposed new name to reflect it is interdisciplinary as it focuses on interacting with many disciplines involved in EwN. The elective courses provide for more depth and focus within several sub-disciplines related to EwN. Three courses (9 credit hours) are required which include the one core (CVEN 5335) and two electives.

Core

CVEN 5335 Engineering with Nature: Interdisciplinary

Electives (select two of the following three courses)

CVEN 5336 Engineering with Nature: Ecology
CVEN 5337 Engineering with Nature: Engineering
CVEN 5339 Engineering with Nature: Dredging Practices

The certificate will be offered to graduate students in engineering and natural science fields. It is anticipated the certificate will attract non-degree seeking students from outside of Lamar University who wish to acquire skills on the growing field of EWN, particularly those from the US Army Corps of Engineers (USACE) or other agencies or industries that deal with coastal development at the nexus of the built and natural worlds.

The program delivery will be hybrid, with faculty on-campus and adjunct faculty from the USACE remote through an online option with mainly synchronous lectures. The College of Engineering will administer the certificate program.

Course Descriptions

CVEN 5335 Engineering with Nature: Interdisciplinary

This course will introduce and broaden students' horizons to the overall concept of Engineering with Nature (EwN) as being developed and implemented by the US Army Corps of Engineers (USACE). The USACE defines EwN as the intentional alignment of natural and engineering processes to efficiently and sustainably deliver economic, environmental and social benefits through collaboration.

CVEN 5336 Engineering with Nature: Ecology

The US Army Corps of Engineers defines Engineering with Nature (EwN) as the intentional alignment of natural and engineering processes to efficiently and sustainably deliver economic, environmental and social benefits through collaboration. Engineering with Nature Ecology provides an in-depth view into the ecological processes and implications for this interdisciplinary field.

CVEN 5337 Engineering with Nature: Engineering

The US Army Corps of Engineers defines Engineering with Nature (EwN) as the intentional alignment of natural and engineering processes to efficiently and sustainably deliver economic, environmental and social benefits through collaboration. Engineering with Nature Engineering provides an in-depth view into the hydrological processes and other coastal engineering principals for this interdisciplinary field.

CVEN 5339 Engineering with Nature: Dredging Practices

The US Army Corps of Engineers defines Engineering with Nature (EwN) as the intentional alignment of natural and engineering processes to efficiently and sustainably deliver economic, environmental and social benefits through collaboration. Engineering with Nature: Dredging Practices provides an in-depth view into dredging operations and management and introduces many of the beneficial uses and other applications of dredge material for this interdisciplinary field.

LU: Modification of Master of Arts in Teaching Spanish as a Foreign Language (MATS) Degree Plan

Lamar University is authorized to modify its current Master of Arts in Teaching Spanish as a Foreign Language (MATS) degree plan to include the following changes:

1. SPAN 5391 Thesis I
2. SPAN 5392 Thesis II
3. Offer both thesis and non-thesis degree options
4. Offer the degree through hybrid/blended learning activities

Explanation

Many students in the program wish to pursue a PhD in Spanish and the thesis courses will provide more in-depth research training for doctoral studies. In addition, the program currently has three study-abroad courses. A significant number of students find a summer at the University of Salamanca untenable given their work schedules. Additional course options are proposed for students who cannot spend an entire summer to study abroad attending face-to-face classes at the University of Salamanca. However, Lamar's delivery would be online. And to defend theses and portfolios, students appear on campus, so the program modality is more adequately classified as hybrid/blended.

The MATS program will have two options after the proposed modifications: (1) 30-SCH Portfolio Option and 30-SCH Thesis Option. The thesis option requires the students to perform research and defend a thesis through SPAN 5391 (Thesis I) and SPAN 5392 (Thesis II). The offering of the two thesis courses follows the requirements and standards set by Lamar University's Graduate College.

Portfolio option: 30 hours

Prefix and Number	Online Courses Spring and Fall (21 SCHs)	SCH
SPAN-5300	Critical Approaches to Literature with Teaching Emphasis	3
SPAN-5310	Acquisition of Spanish as a Second Language and Methods of Teaching	3
SPAN-5350	Teaching of Foreign Language to Non-Native and Heritage Language Learners	3
SPAN-5360	Studies in Latin American Literature	3
SPAN-5370	Studies in Latin American Culture	3
SPAN-5380	Studies of Hispanic Literatures in the United States	3
SPAN-5390	Special Topics in Teaching: Practicum in Teaching Spanish	3
Online Summer Courses with Embedded 5-week Study Abroad Activity at the University of Salamanca* (9 SCHs)		
SPAN-5320	Sintaxis Del Español—Spanish Syntax	3
SPAN-5330	Literatura Española—Spanish Peninsular Literature	3
SPAN-5340	Cultura Española—Spanish Peninsular Culture	3

30 credit hours

* With advisor or director approval, students may take up to 6 SCHs of approved 5000 level English (Comparative Literature, Academic Writing, Rhetoric, Native-American Literature, Technical Writing, Grammar, Creative Writing, and others), History (Latin American History), Education, or other 5000-level courses as substitutes for SPAN 5320, 5330 or 5340, if they are not able to participate in the Study Abroad Program. Students may also repeat SPAN-5390 with a different Special Topic for substituting SPAN 5320, 5330 or 5340, if they are not able to participate in the Study Abroad Program. A course change request will be documented for designating the course contents. Lamar University may offer SPAN 5320, SPAN 5330, SPAN 5340 from MATS faculty.

Thesis option: 30 hours

Prefix and Number	Online Courses Spring and Fall (24 SCHs form the following courses)	SCH
SPAN-5300	Critical Approaches to Literature with Teaching Emphasis	3
SPAN-5310	Acquisition of Spanish as a Second Language and Methods of Teaching	3
SPAN-5350	Teaching of Foreign Language to Non-Native and Heritage Language Learners	3
SPAN-5360	Studies in Latin American Literature	3
SPAN-5370	Studies in Latin American Culture	3
SPAN-5380	Studies of Hispanic Literatures in the United States	3
SPAN-5390	Special Topics in Teaching: Practicum in Teaching Spanish	3
	Online Summer Courses with Embedded 5-week Study Abroad Activity at the University of Salamanca *(see below)	
SPAN-5320	Sintaxis Del Español—Spanish Syntax	3
SPAN-5330	Literatura Española—Spanish Peninsular Literature	3
SPAN-5340	Cultura Española—Spanish Peninsular Culture	3
	Thesis (6 SCHs)	
SPAN 5391	Thesis I	3
SPAN 5392	Thesis II	3

30 credit hours

* With advisor or director approval, students may take up to 6 SCHs of approved 5000 level English (Comparative Literature, Academic Writing, Rhetoric, Native-American Literature, Technical Writing, Grammar, Creative Writing, and others), History (Latin American History), Education, or other 5000-level courses as substitutes for SPAN 5320, 5330 or 5340, if they are not able to participate in the Study Abroad Program. Students may also repeat SPAN-5390 with a different Special Topic for substituting SPAN 5320, 5330 or 5340, if they are not able to participate in the Study Abroad Program. A course change request will be documented for designating the course contents. Lamar University may offer SPAN 5320, SPAN 5330, SPAN 5340 from MATS faculty.

LU: New MBA Concentration in Corporate Governance and Risk Management

Lamar University is authorized to offer a new concentration area in “Corporate Governance and Risk Management” to the MBA degree program

Explanation

This new concentration is designed to provide knowledge of corporate governance practices with a focus on legal issues, ethical behavior, and analytical skill building. This concentration is in high demand by students. The curriculum of the Corporate Governance and Risk Management concentration is as follows:

Twenty-one (21) SCHs of MBA Core Courses:

ACCT 5370	Managerial Accounting
ECON 5370	Managerial Economics
FINC 5310	Financial Management
MGMT 5340	International Business OR BUSI 5380 Study Abroad
MGMT 5380	Strategic Management
MISY 5340	ERP Overview OR BUAL 5380 Managerial Decision Making
MKTG 5310	Marketing Management

Nine (9) SCHs of Electives from the Following:

BULW 5300	The Legal Environment of Business
BULW 5320	Leadership and Negotiation
BULW 5330	Employment Law
BULW 5333	The Legal Framework of Ports and Trade
BULW 5380	International Law
MGMT 5360	Human Resources Management

LU: Revised Master of Public Administration in Political Science Fast Track

Lamar University is authorized to modify the degree plan for Master of Public Administration in Political Science Fast Track.

Explanation

The Master of Public Administration Program at Lamar University is a viable program. Five Ph.D. holding faculty members in the Department of Political Science are currently in good standing with Graduate School and have been admitted to Graduate Faculty. MPA courses are occasionally offered concurrent with undergraduate courses for undergraduate students who meet the qualifications for taking the concurrent courses and who have been approved by the instructor of record for the respective course.

The need for a Fast-Track MPA is based on the following specifics:

1. In recent years, several Political Science majors have graduated from our program and left the university to pursue graduate degrees elsewhere. The fast-track program serves to retain students on the Lamar campus and thereby increase the number of MPA students.
2. An MPA degree prepares students for careers in public service and public administration. A number of our recent MPA graduates are now employed in city government and in the non-profit sector. The fast-track program benefits the Beaumont and Jefferson County areas by providing an educated and specialized workforce for the public sector.

Program Goals

The Fast-Track MPA is designed to recruit more talented undergraduate political science majors and to increase enrollment in our graduate program by retaining our brightest undergraduates for a fifth year. By earning dual credit for graduate courses taken during the senior year, successful students will meet all department and university requirements for both degrees in five years. This program parallels programs at the University of Texas at Austin, the University of Texas at Dallas, and others nationwide.

Specifics

This program does not change the requirements of either the B. S. or MPA degree, and therefore is not a new degree. Rather, it streamlines the ascent to a MPA degree by allowing these talented students to take the graduate version of three cross-listed courses during their senior year. These courses have been offered at both an undergraduate (Special Topics) and a graduate level, with the graduate version requiring an additional research component. Students who successfully complete the graduate version of these courses during their senior year will receive both the graduate credit and institutionally awarded undergraduate credit. This affords them the opportunity to complete their MPA degree in one year including some summer work.

Credit Hours

An undergraduate degree requires 120 hours and our masters' degree 36 hours. Thus, we could allow students to take nine graduate hours during their senior year and take nominal graduate loads during their only graduate year. To more evenly spread the graduate load, we have created this plan. The total undergraduate hours, including dual credit, are 120. The total graduate hours, are 36. Because nine hours are cross counted, the total number of hours a student takes for the Fast Track MPA is $120+36-9=147$.

Resources

No additional departmental resources are required to implement this program.

Integrity

To ensure the program's integrity, we have implemented a number of safeguards. For admission to the program, we have in place: a schedule by which specific undergraduate courses must be completed, GPA requirements, and full graduate school admission requirements. For continuation in the program, students must: maintain a GPA of 3.3 throughout the program, meet all requirements of both degrees, and take no less than four graduate courses having no undergraduate counterpart.

Program Requirements and Restrictions

1. Candidates should apply for admission to the Fast Track program during their junior year.
2. A student admitted into the program will maintain an undergraduate classification until they reach 107 credit hours. At this point the Graduate Admissions office will create a degree-seeking Master's record to run concurrently with the student's undergraduate record. This typically occurs during the last semester of the student's undergraduate degree. For this switch to occur, the student must maintain a 3.3 GPA in all political science courses and satisfy all requirements for admission to the Master's Program, including:
 - a. GRE scores submitted prior to the completion of 108 hours (GRE scores may be waived dependent upon GPA);
 - b. One letter of recommendation submitted from a political science instructor;
 - c. Candidacy approved by the Graduate Committee.

(Refer to Graduate Catalog and Lamar MPA website for full admission requirements)

3. Students considering the program should:
 - a. Complete two advanced POLS undergraduate courses prior to the conclusion of the sophomore year.
 - b. Complete POLS 3351 and 3352 prior to the conclusion of the junior year.
 - c. Complete three hours of graduate courses (dual credit) in the Fall semester of the senior year.
 - d. Complete six hours of graduate courses (dual credit) in the Spring semester of the senior year.
 - e. Meet all departmental and university requirements for the MPA Thesis or Non-Thesis option as dictated by the catalog.
 - f. Complete a total of 36 hours regardless of the choice of thesis or non-thesis track.
4. A student may not receive credit for both the undergraduate and the graduate version of a cross-listed course.
5. A student may take no less than four graduate courses, that is, at least four courses must be graduate courses having no undergraduate counterpart.

**Sample Bachelor Science/MPA Fast Track
Semester-by-Semester Plan**

Suggested BS Sequence

First Year			
<i>Fall/Semester 1</i>		<i>Spring/Semester 2</i>	
ENGL 1301 (fn. 1, 12)	3	ENGL 1302 (fn. 11,12)	3
BS Core (ACCT 2301/ECON 2301/02)	3	BS Core (ACCT/ECON)	3
MATH 1314> (fn. 3, 13)	3	MATH 1316> (fn. 10,13)	3
HIST 1301 (fn. 5)	3	HIST 1302 (fn. 5)	3
POLS 1301 (fn. 14)	3	POLS 2301 (fn. 6, 14)	3
TOTAL	15		15
Second Year			
<i>Fall/Semester 3</i>		<i>Spring/Semester 4</i>	
ENGL Literature/PHIL (fn. 2)	3	COMM 1315/21/Language (fn. 1)	3
Science (fn. 4, 16)	4	Science (fn. 4,16)	4
POLS 2302 (fn. 6, 14)	3	Political Science (advanced, fn. 14)	3
BS Core (ACCT/ECON)	3	Political Science (advanced, fn. 14)	3
Minor	3	Minor	3
TOTAL	16		16
Third Year			
<i>Fall/Semester 5</i>		<i>Spring/Semester 6</i>	
Political Science (advanced, fn. 14)	3	Political Science (advanced, fn. 14)	3
POLS 3351 (fn. 14)	3	POLS 3352 (fn. 14)	4
Social/Behavioral Science (fn. 7)	3	Creative Arts (fn. 8)	3
Minor (advanced)	3	Minor (advanced)	3
BS Core (advanced)	3	Minor (advanced)	3
TOTAL	15		15
Fourth Year			
<i>Fall/Semester 7</i>		<i>Spring/Semester 8</i>	
Political Science (advanced, fn. 14)	3	Political Science (advanced, fn. 14)	3
Political Science (advanced, fn. 14)	3	Grad Course (Dual Credit)	3
Grad Course (Dual Credit)	3	Grad Course (Dual Credit)	3
Minor (advanced)	3	Elective	3
Elective	3	Elective	1
TOTAL	15		13
Fifth Year			
<i>Summer I</i>		<i>Summer II</i>	
Grad Course	3	Grad Course	3
Grad Course	3		
TOTAL	6		3
<i>Fall/Semester</i>		<i>Spring/Semester</i>	
Grad Course	3	Grad Course	3
Grad Course	3	Grad Course	3
Grad Course	3	Grad Course	3
	9		9
Total Undergraduate Hours (including 9 hours dual credit):		120	
Total Graduate Hours:		36	
Less Total Dual-Credit:		-9	

TOTAL PROGRAM HOURS: 147

SHSU: Certificate Program, Addition—Undergraduate Certificate in Biosecurity and Pandemics

Sam Houston State University is authorized to offer a certificate program, leading to the Undergraduate Certificate in Biosecurity and Pandemics housed in the Department of Security Studies within the College of Criminal Justice to be implemented, as of Spring 2023, upon final approval by the TSUS Board of Regents and the Texas Higher Education Coordinating Board.

Explanation

The 15 semester credit hour Undergraduate Certificate in Biosecurity and Pandemics is designed to supplement current offerings in the B.S. and B.A. programs in Homeland Security Studies by allowing interested students to develop a greater level of expertise in areas relating to biosecurity and large-scale public health challenges that impact homeland security, such as pandemics. Biosecurity and those aspects of public health pertaining to pandemics have been an integral part of the homeland security discipline, but their political, economic, and social impacts have been highlighted by the COVID-19 pandemic. The undergraduate certificate program will provide students with a strong knowledge base regarding disease threats; pandemic preparedness and management; bioterrorism; public health policies and laws (both domestic and international); and the nexus between border security and public health as it pertains to unique challenges along the US-Mexico border. The undergraduate certificate will be offered as a standalone credential as well as in conjunction with the B.S. and B.A. in Homeland Security Studies degrees.

Certificates in Public Health are normally at the graduate level and focus on the broader field of public health, including issues, such as health education, nutrition, biostatistics, and public administration. However, the field of Health Security, once limited to individuals with degrees in microbiology or other biological science fields, is growing along with awareness among policymakers of the importance of biosecurity and pandemic preparedness and response. There are currently a limited number of universities that offer studies in biosecurity and biodefense, notably George Mason University, Texas A&M University, Stanford University, and Johns Hopkins University, but all of these programs are for graduate-level students. The University of Florida offers a certificate in Biosecurity and Biological Invasions; however, their certificate is focused primarily on agricultural threats. With this undergraduate certificate, Sam Houston State University will be the only undergraduate certificate program in the country to examine biosecurity and pandemics through a homeland security policy focus.

Biosecurity, by contrast, is a multi-disciplinary concern, requiring collaboration between the Departments of Defense, Homeland Security, and Health and Human Services, among others. Portions of the Homeland Security enterprise, such as Customs and Border Patrol (CPB), the Transportation Security Administration (TSA), and others are required to have basic biosecurity training. Biosecurity specialist jobs are projected to grow by 12% in 2022.

Department of Homeland Security Programs, such as BioWatch; Department of Health and Human Services programs, such as the Binational Border Infectious Disease Surveillance Program; Department of Defense programs, such as the Biological Threat Reduction Program; and the National Security Council's Global Health Security and Biodefense Directorate, all require public servants who understand the intersection of public health and homeland security. This undergraduate certificate provides this background as well as prepares graduates for positions in the private and non-profit sectors.

Employment data in Texas for homeland security professions that will require knowledge of global health security and bioterrorism include firefighting, emergency medical services, emergency management, and police officers. Job projections for these fields over the next decade (2021-2031) suggest a projected increase of: 10.23% for police officers; 11.08% for firefighters; 11.71% for emergency medical technicians and paramedics; 13.58% for supervisors of firefighting and prevention workers; and 9.98% for emergency management directors.

With exceptional job growth already predicted within the healthcare sector, the COVID-19 pandemic demonstrated the importance of emergency managers with an understanding of pandemic preparedness and response and helped companies throughout the world appreciate the importance of a biosecurity expert on their staff. An Undergraduate Certificate in Biosecurity and Pandemics will help students from the Department of Security Studies acquire the skills that they need to meet the demands of this growing job market.

Furthermore, the State of Texas is providing special item funding to SHSU specifically for the establishment of a SHSU Homeland Security Institute. This proposed undergraduate certificate program will operate within the framework of the Institute's certificate programs and will seek to attract practitioners looking for additional training to the certificate program.

Students will complete a total of 15 semester credit hours, taking the following five courses:

- SCST 3385 Bioterrorism Preparedness and Response
- SCST 3386 Health Access and Homeland Security
- SCST 3393 Public Health in Homeland Sec
- SCST 4304 Global Health Security
- SCST 4305 Binational Health Challenges

Upon completion of the Undergraduate Certificate in Biosecurity and Pandemics, students will be able to:

- Assess the threat posed by pandemics and bioterrorism.
- Analyze the role of law and policy (domestic and international) in preventing and coping with pandemics or bioterrorism.
- Explain the health inequities and barriers to health access and their impact on pandemic response.
- Evaluate the nexus between public health and border security in the context of the US-Mexico border.

SHSU: Degree Program CIP Code and Title Change—Master of Arts in Psychology

Sam Houston State University is authorized to implement the following changes to the Master of Arts in Psychology degree program housed in the Department of Psychology and Philosophy within the College of Humanities and Social Sciences to be implemented September 1, 2023:

- 1) To change the title of the Master of Arts in Psychology degree program TO the Master of Arts in Experimental Psychology; and
- 2) To change the CIP Code of the Master of Arts in Psychology degree program from 42.0101.00 (Psychology, General) TO 42.2704.00 (Experimental Psychology).

Explanation

The Department of Psychology and Philosophy requests permission to change (1) the title of the Master of Arts in Psychology degree program to the Master of Arts in Experimental Psychology degree program and (2) the CIP Code from 42.0101.00 (Psychology, General) to 42.2704.00 (Experimental Psychology) with an implementation date of September 1, 2023.

The current Master of Arts in Psychology (M.A.) degree program has demonstrated low application, admission, and enrollment rates for the past decade. Between 2013 and 2018, the number of incoming students ranged from two to six, and the program had an 83.3% retention rate. In 2019, the program admitted one student who successfully graduated in May 2021. Despite persistent low numbers in the applicant pool; however, over the past two years, the program has admitted seven students each year. With increased recruitment and advertising for the newly titled program, we anticipate raising the number and quality of the applicant pool with the final goal of increasing the incoming cohort sizes.

Hanover Research performed a market analysis, which indicated that employment growth in occupations related to experimental psychology are above average on state (25.7%), regional (20.8%), and national levels (12.7%). The Hanover analysis also found growing student demand indicators for Experimental Psychology. Specifically, student demand for experimental psychology programs is above average on all geographic levels, with degree completions growing at 11%, 8.1%, and 11.2% on state, regional, and national levels, respectively. In contrast, aggregate interest including General Psychology programs is lower than average and relatively stagnant, indicating that a degree program entitled Experimental Psychology program would be better poised to harness student demand.

Furthermore, based on student and labor demand data, SHSU's current offerings, and competitor profiles; the Hanover report recommended that SHSU should offer a Master of Arts in Experimental Psychology in place of its Master of Arts in Psychology degree program. With above average student demand in the state of Texas and relatively few regional competitors, SHSU's program can harness this growth for the success of its program. Experimental Psychology students who choose to enter the workforce upon graduation are likely to find many opportunities available, especially within market research and other behavioral research positions.

In addition, in lieu of the requested degree program title change, a CIP code update is being requested since the CIP code 42.2704.00 (Experimental Psychology) more accurately reflects the current curriculum and brings the university into alignment with other programs in the state.

The curriculum for the degree will remain consistent, with only slight changes. The most important change is replacing one elective with a second required course in advanced statistics, which is consistent with existing graduate experimental psychology programs. In addition, the degree will also require a previously optional class (PSYC 5392 History & Systems) as well as add the option of a pedagogy course as an elective for students interested in teaching in higher education.

SHSU: Degree Program Title, Semester Credit Hour (Decrease), and Delivery Mode Change—Master of Arts in Digital Media

Sam Houston State University is authorized to implement the following changes to the Master of Arts in Digital Media degree program in the Department of Mass Communication within the College of Arts and Media to be implemented January 1, 2023:

- 1) To change the title of the Master of Arts in Digital Media TO the Master of Arts in Emerging and Social Media degree program;
- 2) To change (decrease) the total semester credit hour (SCH) requirement from 36 TO 30 SCH; and
- 3) To change the degree program mode of delivery from face-to-face TO 100% distance learning.

Explanation

The Department of Mass Communication requests permission to change: (1) the title of the Master of Arts in Digital Media degree program to the Master of Arts in Emerging and Social Media degree program; (2) the degree program's total semester credit hours from 36 to 30 semester credit hours, and (3) the degree program's mode of delivery from face-to-face to 100% online with an implementation date of January 1, 2023.

(1) Degree Program Title Change:

The proposed degree program title, Emerging and Social Media, effectively emphasizes the scope and specialty of the program, is more related with the current market demands for media communication specialists, and ultimately aids in recruiting efforts encouraging more applicants, thus leading to increased program enrollments.

The current Master of Arts program title, Digital Media, is considered too vague, broad, and outdated to clearly identify the concentrations and specialties of the program. The current forms of media technologies are virtually all digital-based, and media production and distribution through entirely non-digital or analogue methods are extremely rare. Thus, the title of Digital Media has lost its value in emphasizing the strengths of the graduate program. The new title, Emerging and Social Media, better identifies the specific areas in which the Department of Mass Communication concentrates as well as further distinguishes the program from others in the state and region.

The specific areas that emerging and social media cover correspond well with the knowledge and skills that media communication specialists are expected to possess in the current job market. According to the Bureau of Labor Statistics, there are significant job demands in such areas as social media management, video & audio production, public relations, and advertising. Importantly, these jobs require holistic knowledge and understanding of the communication

process, which encompasses audience research and analysis, experience strategies, message design and development, implementation of messages, audience interaction, and assessment of message effectiveness. With the new emphasis of the degree program on emerging and social media as well as the corresponding curriculum changes, students in the program will develop expertise in social media and other digital strategies for success in how to connect with audiences in relevant and meaningful ways using the latest tools and platforms, expanding the possibilities for graduates to work within a variety of roles and responsibilities in the industry and among media professionals.

Futhermore, the new title—Emerging and Social Media—is expected to help boost recruitment, serving to increase the degree program’s enrollments since the new title helps applicants to clearly recognize the knowledge and skills that they will learn and develop through the degree program. In addition, the following two changes—a semester credit hour decrease and online mode of delivery—will render the degree program more accessible and attainable.

(2) Semester Credit Hour Decrease:

Currently, 36 semester credit hours (30 course hours and 6 thesis or thesis project hours) are required for students to complete the Master of Arts in Digital Media program. Students usually take 9 hours per semester to graduate in 4 semesters. The requested decrease in the number of semester credit hours is accomplished by removing 3 course hours and 3 thesis project hours, requiring students to take 27 course hours and 3 thesis project hours. The decrease in semester credit hours will allow students to complete the program in a more timely manner, within 3 semesters, while also ensuring the necessary curriculum to prepare graduates for success in the field.

In addition, since the Department of Mass Communication plans to offer more graduate courses in summer semesters, the semester credit hour decrease provides students the possibility of completing the program within one year. Those applicants who are interested in earning a master’s degree in an expedited format will find this one-year program an accessible and attainable option, compared to MA programs at other institutions.

(3) Online Mode of Delivery:

A significant portion of graduate students in the current Master of Arts degree program are working professionals. Therefore, due to job obligations, some students have difficulty finding courses that correspond to their work schedules. The change to a 100% online mode of delivery for the degree program will provide students who encounter course registration obstacles the opportunity to meet their academic interests as well as their scheduling needs.

In addition, by removing the geographical limitation of program access, the proposed online mode of delivery will serve to attract students from across Texas, the nation, as well as internationally, who are interested in pursuing a Master of Arts degree in this area and want to learn from leading experts in the field.

Students enrolled in this program will have access to a full-time, online academic advisor, and all student support services that are available to face-to-face students.

SRSU – Reorganize Minors within the Jimmy D. Case College of Literature, Arts, and Social Sciences at the Alpine campus

Sul Ross State University is authorized to implement the following changes in the administrative organization of two minor programs housed within the Case College of Literature, Arts, and Social Sciences which are currently: the Minor in Journalism and the Minor in Mexican-American Studies as of September 1, 2022:

- 1) To move the Journalism program and its minor from the Department of Behavioral and Social Sciences to the Department of Languages and Literature.
- 2) To rename the journalism's core course, Journalism 2311 from "News Gathering and Writing" to "Journalism, Newswriting, and Social Media in a Modern Democracy."
- 3) To move the Mexican-American Studies program as part of Cultural and Diversity Studies, which is housed already cross-curricular between the two departments, from the Department of Behavioral and Social Sciences to the Department of Languages and Literature.

Explanation

The University Administration requests authorization to reorganize these programs, an action that will increase efficiency and synergy and is supported by the respective programs and departments.

The reorganization would create efficiencies in scheduling and course offerings, collaboration and communication within programs, enhance potential for program growth, create synergy and promote more successful camaraderie amongst students and faculty. This organizational change would create greater visibility and marketing opportunities to highlight our unique academic programs in writing and cultural studies that cohesively work within the Department of Languages and Literature, which already houses other writing programs and Spanish. The reorganization benefits the institutional mission as well as that for individual programs.

TXST: Change the name of the Department of Computer Information Systems and Quantitative Methods to the Department of Information Systems and Analytics

Texas State University is authorized to change the name of the Department of Computer Information Systems and Quantitative Methods to the Department of Information Systems and Analytics effective fall 2022.

Explanation

The change in the name of Department of Computer Information Systems and Quantitative Methods to the Department of Information Systems and Analytics reflects the recent addition of two new programs to the department’s program inventory: the Master of Science degree with a major in Data Analytics and Information Systems and the Bachelor of Business Administration degree with a major in Computer Information Systems with a concentration in Business Analytics. This name change also recognizes the strengths of faculty scholarship and graduate programs in information systems and analytics, making faculty profiles more appealing to research communities and funding agencies. Lastly, the current name of the department is the longest department name at Texas State according to University Marketing, which struggles with branding the department because of the length of its name.

The substitution of the term “Analytics” in the department name and the shortening of “Computer Information Systems” to “Information Systems” will improve the recognition of the Department of Information Systems and Analytics on national and international levels, helping student recruiting and enrollment. In addition, the name change more accurately reflects the educational content the students receive through the curriculum and degree programs offered. Because of this, students will be in a better position for job searches contributing to their success.

The degree program inventory for the Department of Information Systems and Analytics would include the following programs and the assigned Classification of Instructional Programs codes:

Computer Information Systems	BBA	11.0101.00
Accounting and Information Technology	MS	11.0101.00
Data Analytics and Information Systems	MS	52.1399.01

There are no anticipated new costs with this department name change.

TXST: Change the name of the Emmett and Miriam McCoy College of Business Administration to the Emmett and Miriam McCoy College of Business

Texas State University is authorized to change the name of the Emmett and Miriam McCoy College of Business Administration to the Emmett and Miriam McCoy College of Business, effective fall 2022.

Explanation

The School of Business was established in the fall of 1970. It remained the School of Business until 1999, when the university designated all academic schools as colleges and was renamed the College of Business Administration. In 2004, the college name was changed to its current Emmett and Miriam McCoy College of Business Administration.

As the college’s strategic positioning evolves into offering a broader array of programs, such as the Master of Science degree with a major in Quantitative Finance and Economics, the Master of Science degree with a major in Marketing Research and Analysis, and the Master of Science degree with a major in Data Analytics and Information Systems, it has outgrown the descriptor of Business Administration. By dropping the term “Administration”, the new name will more accurately reflect the college and its academic offerings.

Dropping Administration from the college name will also improve the market recognition of the college by making the name consistent with the majority of universities across the country.

The degree program inventory for the Emmett and Miriam McCoy College of Business would include the following programs and the assigned classification of instructional programs codes:

Business Administration	MBA	52.0201.00
Accounting	BBA / MACY	52.0301.00
Computer Information Systems	BBA	11.0101.00
Accounting and Information Technology	MS	11.0401.00
Data Analytics and Information Systems	MS	52.1399.01
Quantitative Finance and Economics	MS	27.0305.00
Economics	BA	45.0601.00
Economics	BBA	52.0601.00
Finance	BBA	52.0801.00
Management	BBA	52.0201.00
Human Resource Management	MS	52.1001.00
Marketing	BBA	52.1401.00
Marketing Research and Analysis	MS	52.1402.00

There are no anticipated new costs with this college name change.

LIT: Revision – Associate of Applied Science in Diagnostic Cardiac Sonography and Associate of Applied Science in Diagnostic Medical Sonography

Lamar Institute of Technology (LIT) is authorized to implement the following changes to the Associate of Applied Science in Diagnostic Cardiac Sonography and Associate of Applied Science in Diagnostic Medical Sonography, to be implemented Fall 2022.

Explanation

The Associate of Applied Science in Diagnostic Cardiac Sonography and Associate of Applied Science in Diagnostic Medical Sonography are being updated with an ACGM transferrable Elementary Physics (PHYS 1305) course replacing a WECM Physics for Allied Health (SCIT 1320) course.

ADD:

PHYS 1305	Elementary Physics	03:03:00
-----------	--------------------	----------

DELETE:

SCIT 1320	Physics for Allied Health	03:03:00
-----------	---------------------------	----------

LIT: Revision - Associate of Applied Science in Instrumentation Technology and Associate of Applied Science in Process Operating Technology

Lamar Institute of Technology (LIT) is authorized to implement the following changes to the Associate of Applied Science in Instrumentation Technology and Associate of Applied Science in Process Operating Technology, to be implemented Fall 2022.

Explanation

The Associate of Applied Science in Instrumentation Technology and Associate of Applied Science in Process Operating Technology are being updated with ACGM transferrable Elementary Physics (PHYS 1305/1105) courses replacing a WECM Applied Physics (SCIT 1418) course and ACGM transferrable General Chemistry (CHEM 1311/1111) courses replacing a WECM Special Topics Chemistry (SCIT 1418) course. This will increase the transferability of the science courses.

ADD:

PHYS 1305	Elementary Physics	03:03:00
PHYS 1105	Elementary Physics Lab	01:00:02
CHEM 1311	General Chemistry	03:03:00
CHEM 1111	General Chemistry Lab	01:00:02

DELETE:

SCIT 1418	Applied Physics	04:03:02
SCIT 1494	Special Topics Chemistry	04:03:02

LIT: Revision - Associate of Applied Science in Occupational Safety and Health

Lamar Institute of Technology (LIT) is authorized to implement the following changes to the Associate of Applied Science in Occupational Safety and Health, to be implemented Fall 2022.

Explanation

The Associate of Applied Science in Occupational Safety and Health degree is being updated with an ACGM transferrable Elementary Physics (PHYS 1305) course replacing a WECM Applied Physics I (SCIT 1418) course. This will increase the course transferability for students.

ADD:

PHYS 1305	Elementary Physics	03:03:00
-----------	--------------------	----------

PHYS 1105	Elementary Physics Lab	01:00:03
-----------	------------------------	----------

DELETE:

SCIT 1418	Applied Physics I	04:03:02
-----------	-------------------	----------

LIT: Revision - Associate of Science in Health Sciences

Lamar Institute of Technology (LIT) is authorized to implement the following changes to the Associate of Science in Health Sciences, to be implemented Fall 2022.

Explanation

The Associate of Science in Health Sciences degree is being updated to allow Life and Physical Science Core Elective options, depending on the educational/career track a student wishes to pursue. Inclusion of Elementary Statistical Methods (MATH 1342) will help students meet pre-nursing requirements. These changes will allow students to be agile in the course selections for their particular track.

ADD:

MATH 1342	Elementary Statistical Methods	03:03:00
	Life and Physical Science Core Electives	(6 SCH)
	Component Area Option	(1 SCH)

DELETE:

PSYC 1200	Learning Framework	02:02:01
BIOL 2320	Microbiology for Non-Science Majors	03:03:00
BIOL 2120	Microbiology for Non-Science Majors Lab	01:00:02
PHYS 1305	Elementary Physics	03:03:00
PHYS 1105	Elementary Physics Lab	01:00:03

LSCO: Program Modification – Medical Assisting Certificate of Completion Degree

Lamar State College Orange is authorized to revise the Medical Assisting Certificate of Completion (CC) upon final approval by the TSUS Board of Regents, the Texas Higher Education Coordinating Board (THECB) and Southern Association of Colleges and Schools Commission on Colleges (SACSCOC) effective Fall 2022.

Explanation

If approved, LSCO's modified Medical Assisting Certificate of Completion will contain revised courses that contain learning outcomes more relevant to the Medical Assisting field than are currently within the program.

The revised program will meet all of the requirements and guidelines for approval by the Texas Higher Education Coordinating Board (THECB) and the Southern Association of Colleges and Schools Commission on Colleges (SACSCOC).

Medical Assisting Certificate of Completion (Current)

CURRENT COURSE REQUIREMENTS	Credit Hours	Lecture/Lab Hours	Contact Hours
BIOL 1322 Nutrition and Diet Therapy	3	3-3-0	48
VNSG 1323 Basic Nursing Skills	3	3-2-2	64
VNSG 1160 Clinical Practical Nurse I	1	1-0-0-3	48
PLAB 1223 Phlebotomy	2	2-1-3	64
PLAB 1160 Clinical Phlebotomy	1	1-0-0-3	48
HITT 1305 Medical Terminology	3	3-3-0	48
ECRD 1211 Electrocardiography	2	2-2-1	48
TOTAL	15		368

Medical Assisting Certificate of Completion (Proposed)

CURRENT COURSE REQUIREMENTS	Credit Hours	Lecture/Lab Hours	Contact Hours
BIOL 1322 Nutrition and Diet Therapy OR *FDNS 1345 Medical Nutrition Therapy	3	3-3-0	48
*NURA 1301 Nurse Aide for Health Care	3	3-2-2	64
*NURA 1160 Clinical Nursing Assistant	1	1-0-0-3	48
PLAB 1223 Phlebotomy	2	2-1-3	64
PLAB 1160 Clinical Phlebotomy	1	1-0-0-3	48
HITT 1305 Medical Terminology	3	3-3-0	48
ECRD 1211 Electrocardiography	2	2-2-1	48
TOTAL	15		368

LSCO: Program Modification – Vocational Nursing Certificate of Completion Degree

Lamar State College Orange is authorized to revise the Vocational Nursing Certificate of Completion (CC) upon final approval by the TSUS Board of Regents, the Texas Higher Education Coordinating Board (THECB) and Southern Association of Colleges and Schools Commission on Colleges (SACSCOC) effective Fall 2022.

Explanation

If approved, LSCO's modified Vocational Nursing Certificate of Completion will contain revised courses that contain learning outcomes more relevant to the Vocational Nursing field than are currently within the program.

The revised program will meet all of the requirements and guidelines for approval by the Texas Higher Education Coordinating Board (THECB) and the Southern Association of Colleges and Schools Commission on Colleges (SACSCOC).

Vocational Nursing Certificate of Completion (Current)

CURRENT COURSE REQUIREMENTS	Credit Hours	Lecture/Lab Hours	Contact Hours
VNSG 1323 Basic Nursing Skills	3	3-2-2	64
VNSG 1160 Clinical Practical Nurse I	1	1-0-0-3	48
BIOL 2401 Human Anatomy & Physiology I	4	4-3-2	80
BIOL 2402 Human Anatomy & Physiology II	4	4-3-2	80
BIOL 1322 Nutrition and Diet Therapy I	3	3-3-0	48
VNSG 1402 Applied Nursing Skills I	4	4-2-7	144
VNSG 1227 Essentials of Medication Administration	2	2-1-2	48
VNSG 1231 Pharmacology	2	2-1-2	48
VNSG 1461 Clinical Licensed Practical/VN Training	4	4-0-0-18	288
VNSG 2413 Applied Nursing Skills II	4	4-3-3	96
VNSG 1462 Clinical Licensed Practical/VN Training	4	4-0-24	384
VNSG 1136 Mental Health	1	1-1-0	16
VNSG 1122 Vocational Nursing Concepts	1	1-1-0	16
PSYC 2314 Lifespan Growth and Development	3	3-3-0	48
VNSG 1234 Pediatrics	2	2-1-2	48
VNSG 1230 Maternal-Neonatal Nursing	2	2-1-2	48
VNSG 1138 Mental Illness	1	1-1-0	16
VNSG 2214 Applied Nursing Skills III	2	2-1-3	64
VNSG 2463 Clinical Licensed Practical/VN Training	4	4-0-0-24	384
TOTAL	51		1968

Vocational Nursing Certificate of Completion (Proposed)

CURRENT COURSE REQUIREMENTS	Credit Hours	Lecture/Lab Hours	Contact Hours
*VNSG 1423 Basic Nursing Skills	4	4-3-3	96
BIOL 2401 Human Anatomy & Physiology I	4	4-3-2	80
BIOL 2402 Human Anatomy & Physiology II	4	4-3-2	80
BIOL 1322 Nutrition and Diet Therapy I OR *FDNS 1345 Medical Nutrition Therapy	3	3-3-0	48
VNSG 1402 Applied Nursing Skills I	4	4-2-7	144
VNSG 1227 Essentials of Medication Administration	2	2-1-2	48
VNSG 1231 Pharmacology	2	2-1-2	48
VNSG 1461 Clinical Licensed Practical/VN Training	4	4-0-0-18	288
VNSG 2413 Applied Nursing Skills II	4	4-3-3	96
VNSG 1462 Clinical Licensed Practical/VN Training	4	4-0-24	384
VNSG 1136 Mental Health	1	1-1-0	16
VNSG 1122 Vocational Nursing Concepts	1	1-1-0	16
PSYC 2314 Lifespan Growth and Development	3	3-3-0	48
VNSG 1234 Pediatrics	2	2-1-2	48
VNSG 1230 Maternal-Neonatal Nursing	2	2-1-2	48
VNSG 1138 Mental Illness	1	1-1-0	16
VNSG 2214 Applied Nursing Skills III	2	2-1-3	64
VNSG 2463 Clinical Licensed Practical/VN Training	4	4-0-0-24	384
TOTAL	51		1952

LSCO: Program Name Modification – Industrial Technology to Safety, Health, and Environment

Lamar State College Orange is authorized to modify the name of its Associate of Applied Science Degree in Industrial Technology AAS to Safety, Health, and Environment AAS upon final approval by the TSUS Board of Regents, the Texas Higher Education Coordinating Board (THECB) and Southern Association of Colleges and Schools Commission on Colleges (SACSCOC) effective Fall 2022.

Explanation

LSCO is proposing that the Industrial Technology AAS Degree be changed to Safety, Health, and Environment AAS because the program name more accurately reflects the career field, better matches job listings found locally, and aligns with industry standards.

LSCO: Program Name Modification – Mechanical, Manufacturing, and Maintenance (MMM) to Electro Mechanical Technology

Lamar State College Orange is authorized to modify the name of its Certificate of Completion and Associate of Applied Science Degree in Mechanical, Manufacturing, and Maintenance to Electro Mechanical Technology upon final approval by the TSUS Board of Regents, the Texas Higher Education Coordinating Board (THECB) and Southern Association of Colleges and Schools Commission on Colleges (SACSCOC) effective Fall 2022.

Explanation

LSCO is proposing that the MMM Certificate of Completion and MMM AAS Degree be changed to Electro Mechanical Technology Certificate of Completion and Electro Mechanical Technology Degree respectively because the program name more accurately reflects the career field, better matches job listings found locally, and aligns with industry standards.

TSUS: Curriculum Changes

The proposed Course Additions, Deletions and Changes are approved.

Explanation

In accordance with the System *Rules and Regulations, Chapter III, Section 1.(10) Curriculum Matters, Subsection 1.(10)2 Course additions, deletions, and changes* shall be submitted to the Board of Regents for approval.

CURRICULUM INVENTORY REPORT

Lamar University

August 2022

COLLEGE/ Academic Unit	COURSE ADDITIONS	COURSE DELETIONS	COURSE TITLE CHANGES	NET ADDITIONS/ DELETIONS
COLLEGE OF ARTS AND SCIENCES				
Earth and Space Sciences	1	2	1	-1
History	1			+1
Nursing	5			+5
COLLEGE OF ENGINEERING				
Civil and Environmental Engineering	1		1	+1
Electrical Engineering	3			+3
COLLEGE OF FINE ARTS AND COMMUNICATION				
Art and Design	1			+1
<hr/>				
TOTAL*	12	2	2	10

* The total course deletions and net additions/deletions include courses in this Curriculum Inventory Report along with the BOR Agenda Item, Inactive Course Deletions.

COLLEGE OF ARTS & SCIENCES

Earth and Space Sciences

ADDITION

GEOL 3370 Engineering Geology

DELETIONS

GEOL 3312 Advanced GIS
 GEOL 3314 Fundamentals of Remote Sensing

CHANGE

GEOL 4314 Reflection Seismic Processing
 TO
 GEOL 4314 Fundamentals of Remote Sensing

History

ADDITION

HIST 2322 World History II

Nursing

ADDITIONS

NURS 6203 Advanced Nursing Roles
 NURS 6206 Advanced Clinical Theories for ANR
 NURS 6223 Health Care Information Technology for Nurse Leaders
 NURS 6359 DNP Role III
 NURS 6497 Research/Evidence for Advance Nursing Roles

COLLEGE OF ENGINEERING
Civil and Environmental Engineering

ADDITION

CVEN 5339 Engineering with Nature: Dredging Practices

CHANGE

CVEN 5335 Sustainability: Engineering with Nature

TO

CVEN 5335 Engineering with Nature: Interdisciplinary

Electrical Engineering

ADDITIONS

ELEN 4309 Power System Monitor & Protect

ELEN 4310 Electric Machines & PE Drives

ELEN 4311 Power System Stability Control

COLLEGE OF FINE ARTS AND COMMUNICATION

Art and Design

ADDITION

ARTS 3330 Character Art

**Sam Houston State University
Curriculum Board Report
August 2022**

COLLEGE/Academic Unit	COURSE ADDITIONS	COURSE DELETIONS	COURSE CHANGES: PREFIX, NUMBER AND/OR TITLE	NET ADDITIONS/ DELETIONS
COLLEGE OF BUSINESS ADMINISTRATION				
Management, Marketing, and Information Systems	1			+1
COLLEGE OF CRIMINAL JUSTICE				
Security Studies	4			+4
COLLEGE OF EDUCATION				
School of Teaching and Learning	12		8	+12
COLLEGE OF HEALTH SCIENCES				
Kinesiology	14	4	1	+10
COLLEGE OF HUMANITIES AND SOCIAL SCIENCES				
Communication Studies	3	1	9	+2
History	3	2		+1
Psychology & Philosophy	1			+1
Political Science	2			+2
COLLEGE OF OSTEOPATHIC MEDICINE				
COM	1	1		0
COLLEGE OF SCIENCE AND ENGINEERING TECHNOLOGY				
Environmental and Geosciences	4			+4
Mathematics & Statistics	3			+3
School of Agricultural Sciences	3			+3
TOTAL	51	8	18	+43

COLLEGE OF BUSINESS ADMINISTRATION

Department of Management, Marketing, and Information Systems

ADDITION

MKTG 4360 Social Media Marketing

COLLEGE OF CRIMINAL JUSTICE

Department of Security Studies

ADDITIONS

SCST 3385 Bioterrorism and Biowarfare

SCST 3386 Health Access and Homeland Sec

SCST 4304 Global Health Security

SCST 4305 Binational Health Challenges

COLLEGE OF EDUCATION

School of Teaching and Learning

ADDITIONS

BESL 6336 Teaching ESL and Stem

CIED 7339 Policy and the Curriculum

CIED 7349 Curriculum Studies

CIED 7359 Learning Theories and Praxis

CIED 7369 Phil Foundations of Edu

CIED 7379 Educator Activism

TESL 7301 Instructed Sec Lang Acquis

TESL 7303 Developing Materials for ELs

TESL 7305 Sociolinguistics

TESL 7307 Teaching L2 Writing

TESL 7309 Teacher Ed in ESL/EFL

TESL 7311 Assessment of ESL/EFL Learners

CHANGES

CIED 5085 Advanced Research in Teaching
TO
CIED 5371 Applied Research in Education
CIED 6394 Developing Curriculum for Adults
TO
CIED 5394 Curricula for Adult Learning*
CIEE 3385 Creating Env for Learnng in the Elem
TO
CIEE 3385 Creating Positive Classrm Comm
LITC 7345 Analysis, Interpretation, and Dissemination of Literacy Assessment
TO
LITC 7345 Literacy Assessment
READ 7301 Adv Surv of Curr Rsrch in Litr
TO
CIED 7389 Adv Surv of Curr Rsrch in Edu

COLLEGE OF HEALTH SCIENCES

Department of Kinesiology

ADDITIONS

ATTR 5121 Prehosp Emerg & Acute Care Lab
ATTR 5321 Prehosp Emerg Med & Acute Care
KINE 3100 Fund of Basketball Coaching
KINE 3101 Fund of Volleyball Coaching
KINE 3102 Fund of Football Coaching
KINE 3103 Fund of T & F/CC Coaching
KINE 3104 Fund of BB and SB Coaching
KINE 3105 Fund of Soccer Coaching
KINE 3321 Applied Kinesiology
SPMT 3301 Professional Dev in Sports
SPMT 3302 Intro to Sport Marketing

SPMT 4300 Leadership in Sport Mgmt
SPMT 4302 Principles of Sport Finance
SPMT 4303 Principles of Sport Analytics

DELETIONS

KINE 2365 Coachng-Track,Basebl,Softball
KINE 2366 Coaching of Football
KINE 2367 Coaching of Basketball
KINE 2368 Coaching of Volleyball

CHANGE

KINE 3372 Team& Indv/Dual Sprt Skill Anal
TO
KINE 3372 Sport Skills Analysis

COLLEGE OF HUMANITIES & SOCIAL SCIENCES

Department of Communication Studies:

ADDITIONS

COMS 3341 Digital Communication Literacy
COMS 3330 Communication in Sport
COMS 3392 Risk Communication

DELETION

COMS 4385 Professional Communication Development

CHANGES

COMS 2393 Computer Mediated Communication
TO
COMS 3340 Comm, Culture, and Technology

COMS 3372 Interpersonal Health Comm
TO
COMS 3391 Interpersonal Health Comm

COMS 3373 Environmental Communication
TO
COMS 3393 Environmental Communication

COMS 3382 Persuasion
TO
COMS 3374 Persuasion

COMS 3390 Human Communication in Virtual Organizations
TO
COMS 3375 Strategic Organizational Communication

COMS 5370 Health Communication
TO
COMS 5370 Advanced Health Communication

COMS 5396 Risk Communication
TO
COMS 5396 Advanced Risk Communication

Department of History:

ADDITIONS

HIST 3348 The Pacific War

HIST 3349 Modern China

HIST 5369 Violence & the State in East Asia

DELETIONS

HIST 3342 History of Seapower

HIST 3384 Fam & Childhd in Atlantic Wrld

Department of Psychology & Philosophy:

ADDITION

PHIL 4375 Feminist Philosophies

Department of Political Science:

ADDITIONS

PADM 5362 Managing the Nonprofit Org.

POLS 5332 State Govts, Policy & Politics

COLLEGE OF OSTEOPATHIC MEDICINE

ADDITION

MEDS 7803 Microbiology and Immune System

DELETION

MEDS 7603 Immune Systems & HEENT

COLLEGE OF SCIENCE AND ENGINEERING TECHNOLOGY

Department of Environmental and Geosciences:

ADDITIONS

GEOG 4100 Earth and Environment Seminar

GEOG 4399 Internship

GEOL 4100 Earth and Environment Seminar

GEOL 4399 Internship

Department of Mathematics & Statistics

ADDITIONS

MATH 6385 Advanced Math Prob Solving

MATH 6387 Concepts in Linear Algebra

STAT 3390 Prob and Stat for Sciences

School of Agricultural Sciences:

ADDITIONS

ANSC 2340 Small Animal Behavior

EQSC 2365 Equine Safety and Handling

WMGT 4320 Wildlife Management Techniques

CURRICULUM INVENTORY REPORT
SUL ROSS STATE UNIVERSITY
AUGUST 2022

PROGRAM	COURSE ADDITIONS	COURSE DELETIONS	COURSE CHANGES: PREFIX, NUMBER AND/OR TITLE	NET ADDITIONS/ DELETIONS
COLLEGE OF AGRICULTURE, LIFE AND PHYSICAL SCIENCE				
DEPARTMENT:				
Agriculture	0	0	0	0
Animal Science	0	0	0	0
Biology, Geology and Physical Sciences	0	0	0	0
Computer Science and Mathematics	0	0	0	0
Industrial Technology	0	0	0	0
Natural Resource Sciences	0	0	0	0
Nursing	0	0	0	0
Subtotal:	0	0	0	0
COLLEGE OF EDUCATION AND PROFESSIONAL STUDIES				
DEPARTMENT:				
Business	0	2	0	-2
Criminal Justice & Homeland Security	2	0	2	2
Education	0	0	0	0
Kinesiology and Human Performance	0	0	1	0
Subtotal:	2	2	3	0
JIMMY D. CASE COLLEGE OF LITERATURE, ARTS AND SOCIAL SCIENCES				
DEPARTMENT:				
Behavioral & Social Sciences	0	0	2	0
Fine Arts	0	0	0	0
Languages & Literature	0	0	0	0
Subtotal:	0	0	2	0
DEL RIO, EAGLE PASS AND UVALDE CAMPUSES				
DEPARTMENT:				

Business Administration	0	1	1	-1
Education	4	0	3	0
Humanities	0	1	17	-1
Natural and Behavioral Sciences	2	0	0	2
Subtotal:	5	2	21	0
GRAND TOTAL:				
	8	4	26	0

COLLEGE OF EDUCATION AND PROFESSIONAL STUDIES

Department of Business Administration

ADDITIONS

None to report.

DELETIONS

GBA 4353 Business and Society

QMTA 5309 Quantitative Analysis and Decision Theory for Business

CHANGES

None to report.

Department of Criminal Justice and Homeland Security

ADDITIONS

CJ 3367 Wildlife Law Enforcement

CJ 4369 Seminar in Special Problems in Criminal Justice

DELETIONS

None to report.

CHANGES

CJ 3304 Wildlife Law Enforcement

TO

CJ 3304 Law and Society

CJ 4302 Seminar in Special Problems in Criminal Justice

TO

CJ 4302 Constitutional Law

Department of Kinesiology

ADDITIONS

None to report.

DELETIONS

None to report.

CHANGES

KINE 2361 – Essentials of Personal Training

TO

KINE 3361 – Essentials of Personal Training

JIMMY D. CASE COLLEGE OF LITERATURE, ARTS AND SOCIAL SCIENCES

Department of Behavioral and Social Sciences

ADDITIONS

None to report.

DELETIONS

None to report.

CHANGES

JOUR 2311 News Gathering and Writing

TO

JOUR 2311 Journalism, Newswriting, and Social Media in a Modern Democracy

PSY 4311 Community Experience in Psychology

TO

PSY 4312 Community Experience in Psychology

DEL RIO, EAGLE PASS AND UVALDE CAMPUSES

Department of Business Administration

ADDITIONS

None to report.

DELETIONS

QMTS 5309 Quantitative Analysis and Decision Theory for Business

CHANGES

ACCT 3312 Accounting Systems-Quickbooks

TO

ACCR 3312 Accounting Systems-Quickbooks

Department of Education

ADDITIONS

EDSR 4602 Student Teaching: Middle School

EDSR 4603 Student Teaching: All-Level Certification

EDSR 6378 Integration of Technology into the Curriculum

EDSR 4317 Diverse Pop in the Reg Clasrm

DELETIONS

None to report.

CHANGES

EDUC 3309 ED-6 Early Childhood and Classroom Management Education
TO
EDSR 3309 ED-6 Early Childhood and Classroom Management Education

EDUC 6315 Curriculum Theory and Development
TO
EDSR 6315 Curriculum Theory and Development

EDUC 7309 State and Federal Programs
TO
EDSR 7309 State and Federal Programs

Department of Humanities

ADDITIONS

None to report.

DELETIONS

SPNS 4307 Readings and Research

CHANGES

SPNS 3301 Advanced Spanish Grammar
TO
SPN 3301 Advanced Spanish Grammar

SPNS 3302 Advanced Spanish Composition
TO
SPN 3302 Advanced Spanish Composition

SPNS 3303 The Contemporary Spanish Novel
TO
SPN 3303 The Contemporary Spanish Novel

SPNS 3304 Introduction to Spanish Literature
TO
SPN 3304 Introduction to Spanish Literature

SPNS 3305 Modern Drama
TO
SPN 3305 Modern Drama

SPNS 3308 Studies in Spanish
TO
SPN 3308 Studies in Spanish

SPNS 3310 Spanish Literature I
TO
SPN 3310 Spanish Literature I
SPNS 3311 Spanish Literature II
TO
SPN 3311 Spanish Literature II

SPNS 3314 Culture and Civilization of Spain
TO
SPN 3314 Culture and Civilization of Spain

SPNS 3316 Culture and Civilization of Spanish America
TO
SPN 3316 Culture and Civilization of Spanish America

SPNS 3318 The History of Spanish Art
TO
SPN 3318 The History of Spanish Art

SPNS 3320 Hispanic Literature in Translation
TO
SPN 3320 Hispanic Literature in Translation

SPNS 4301 Special Topics in Spanish
TO
SPN 4301 Special Topics in Spanish

SPNS 4302 Spanish Golden Age Literature
TO
SPN 4302 Spanish Golden Age Literature

SPNS 4304 The Spanish American Novel
TO
SPN 4304 The Spanish American Novel

SPNS 4327 Readings and Research
TO
SPN 4327 Readings and Research

SPNS 4312 Teaching Spanish
TO
SPN 4312 Teaching Spanish

Department of Natural and Behavioral Sciences

ADDITIONS

CRIM 3303 Crime in Movies
CRIM 3313 Law and Society

DELETIONS

None to report.

CHANGES

None to report.

**Curriculum Inventory Report
Lamar Institute of Technology
August 2022**

COLLEGE/ ACADEMIC UNIT	COURSE ADDITIONS	COURSE DELETIONS	COURSE CHANGES: PREFIX, HRS, NUMBER AND/OR TITLE	NET ADDITIONS/ DELETIONS
ALLIED HEALTH				
Nursing	24			24
Medical Assistant	22			22
Physical Therapy Assistant	21			21
Diagnostic Cardiac Sonography	1	1		2
Diagnostic Medical Sonography	1	1		2
Health Sciences	4	5		9
Occupational Safety & Health	2	1		3
Radiologic Technology				
TECHNOLOGY				
Instrumentation Technology	4	2		6
Process Operating Technology	4	2		6
TOTAL	83	12		95

ALLIED HEALTH AND SCIENCES

New: Associate of Applied Science in Nursing (ADN)

BIOL 2301	Anatomy & Physiology I
BIOL 2101	Anatomy & Physiology I Lab
ENGL 1301	Composition I
PSYC 2314	Life Span
BIOL 2320	Microbiology for Non-Science Majors
BIOL 2120	Microbiology for Non-Science Majors Lab
BIOL 1322	Public Health & Nutrition
BIOL 2302	Anatomy & Physiology II
BIOL 2102	Anatomy & Physiology II lab
HUMA 1315	Fine Arts Appreciation
RNSG 1125	Professional Nursing Concepts I
RNSG 1128	Introduction to Health Care Concepts
RNSG 1160	Clinical: Registered Nursing/Registered Nurse I
RNSG 1216	Professional Nursing Competencies

RNSG 1430	Health Care Concepts I
RNSG 1126	Professional Nursing Concepts II
RNSG 1533	Health Care Concepts II
RNSG 2361	Clinical: Registered Nursing/Registered Nurse II
RNSG 1137	Professional Nursing Concepts III
RNSG 1538	Health Care Concepts III
RNSG 2362	Clinical: Registered Nursing/Registered Nurse III
RNSG 2138	Professional Nursing Concepts IV
RNSG 2363	Clinical: Registered Nursing/Registered Nurse IV
RNSG 2539	Health Care Concepts IV

New: A.A.S. in Medical Assistant

ADD:

HPRS 1204	Basic Health Profession Skills
BIOL 2301	Anatomy & Physiology I
BIOL 2101	Anatomy & Physiology Lab I
BCIS 1305	Business Computer Applications
HITT 1305	Medical Terminology
MATH 1332	Contemporary Mathematics
ENGL 1301	Composition I
HITT 1253	Legal & Ethical Aspects of Health Information
MDCA 1443	Medical Insurance
BIOL 2302	Anatomy & Physiology II
BIOL 2102	Anatomy & Physiology Lab II
MDCA 1417	Procedures in a Clinical Setting
MDCA 1421	Administrative Procedures
MDCA 1210	Medical Assistant Interpersonal & Communication Skills
MDCA 1452	Medical Assisting Laboratory Procedures
MDCA 1448	Pharmacology & Administration of Medications
MDCA 1260	Clinical I
ECRD 1211	Electrocardiography
MDCA 1261	Practicum II
PSYC 2301	General Psychology
HUMA 1315	Fine Arts Apperception
MDCA 1254	Medical Assisting Credentialing Exam Review

New: A.A.S. in Physical Therapy Assistant

ADD:

BIOL 2301	Anatomy & Physiology I
BIOL 2101	Anatomy & Physiology Lab I
ENGL 1301	Composition I
PSYC 2314	Lifespan Growth & Development
MATH 1332	Contemporary Mathematics
PHIL 1301	Intro to Philosophy
PTHA 1225	Communication in Healthcare
PTHA 1201	The Profession of Physical Therapy
PTHA 1405	Basic Patient Care Skills
PTHA 1413	Functional Anatomy

PTHA 2409 Therapeutic Exercise
PTHA 2201 Essentials of Data Collection
PTHA 1431 Physical Agents
PTHA 1321 Pathophysiology for the PTA
PTHA 1266 Practicum I
PTHA 2239 Professional Issues
PTHA 2205 Neurology
PTHA 2431 Management of Neurological Disorders
PTHA 2435 Rehabilitation Techniques
PTHA 2266 Practicum II
BIOL 1322 Principles of Nutrition

Revision: A.A.S. in Diagnostic Cardiac Sonography

ADD:

PHYS 1305 Elementary Physics

DELETE:

SCIT 1320 Physics for Allied Health

Revision: A.A.S. in Diagnostic Medical Sonography

ADD:

PHYS 1305 Elementary Physics

DELETE:

SCIT 1320 Physics for Allied Health

Revision: A.S. in Health Sciences

ADD:

MATH 1342 Elementary Statistical Methods
Life and Physical Science Core Electives
Component Area Option

DELETE:

PSYC 1200 Learning Framework
BIOL 2320 Microbiology for Non-Science Majors
BIOL 2120 Microbiology for Non-Science Majors Lab
PHYS 1305 Elementary Physics
PHYS 1105 Elementary Physics Lab

Revision: A.A.S. in Occupational Safety and Health

ADD:

PHYS 1305 Elementary Physics
PHYS 1105 Elementary Physics Lab

DELETE:
SCIT 1418 Applied Physics I

TECHNOLOGY

Revision: A.A.S. in Instrumentation Technology

ADD:
PHYS 1305 Elementary Physics
PHYS 1105 Elementary Physics Lab
CHEM 1311 General Chemistry
CHEM 1111 General Chemistry Lab

DELETE:
SCIT 1418 Applied Physics
SCIT 1494 Special Topics Chemistry

Revision: A.A.S. in Process Operating Technology

ADD:
PHYS 1305 Elementary Physics
PHYS 1105 Elementary Physics Lab
CHEM 1311 General Chemistry
CHEM 1111 General Chemistry Lab

DELETE:
SCIT 1418 Applied Physics
SCIT 1494 Special Topics Chemistry

LAMAR STATE COLLEGE ORANGE

August 2022

COLLEGE/ Academic Unit	COURSE ADDITIONS	COURSE DELETIONS	COURSE CHANGES: PREFIX, HRS, NUMBER AND/OR TITLE	NET ADDITIONS/ DELETIONS
HEALTH STUDIES				
Emergency Medical Technician Paramedic	14	0	0	14
Medical Assisting	3	1	0	2
Vocational Nursing	0	0	1	0
TOTAL	17	1	1	16

HEALTH STUDIES

Emergency Medical Technician Paramedic

- EMSP 2264 Practicum
- EMSP 2330 Special Populations
- EMSP 2243 Assessment Based Management
- EMSP 2305 EMS Operations
- EMSP 2330 Special Operations
- EMSP 2261 Clinical I
- EMSP 2262 Clinical II
- EMSP 2306 Emergency Pharmacology
- EMSP 2444 Cardiology
- EMSP 2434 Medical Emergencies
- EMSP 1356 Patient Assessment and Airway Management
- EMSP 1338 Introduction to Advanced Practice
- EMSP 1355 Trauma Management
- EMSP 2306 Emergency Pharmacology

Medical Assisting

ADDITIONS

- FDNS 1345 Medical Nutrition Therapy
- NURA 1160 Clinical Nursing Assistant/Aide and Patient Care Assistant/Aide
- NURA 1301 Nurse Aide for Health Care

DELETIONS

- VNSG 1160 Clinical Nursing Assistant/Aide and Patient Care Assistant/Aide

CHANGES

Vocational Nursing

ADDITIONS

DELETIONS

CHANGES

- VNSG 1323 Clinical Nursing Assistant/Aide and Patient Care Assistant/Aide
Replaced by
- VNSG 1423 Clinical Nursing Assistant/Aide and Patient Care Assistant/Aide

Lamar State College-Port Arthur

COLLEGE/ Academic Unit	COURSE ADDITIONS	COURSE DELETIONS	COURSE CHANGES: PREFIX, HRS, NUMBER AND/OR TITLE	NET ADDITIONS/ DELETIONS
ACADEMIC				
General Education/Dev Studies	1	0	0	1
Core Curriculum	2	0	0	2
TECHNICAL				
TOTAL	3	0	0	3

DIVISION OF ACADEMIC STUDIES

General Education/Dev Studies

ADDITIONS

GOVT 2304 Introduction to Political Science

DELETIONS

None

CHANGES

None

Core Curriculum: Component Area Option

ADDITIONS

EDUC 1300 Learning Framework

PSYC 1300 Learning Framework

DELETIONS

None

CHANGES

None

DIVISION OF TECHNICAL PROGRAMS

ADDITIONS

None

DELETIONS

None

CHANGES

None

TSUS: Out-of-State/Out-of-Country Course Offerings

Recommendation

The proposed Out-of-State/Out-of-Country Course Offerings for the following Texas State University System components are approved.

Background

In accordance with the *System Rules and Regulations, Chapter III, Section 1.(10) Curriculum Matters, Subsection 1.(10)6 Out-of-state course offerings* shall be submitted to the Board of Regents for approval.

**Texas State University
Out-of-Country Programs for Spring 2023**

Location: La Havana, Cuba
Course Number and Title: NURS 4280 Community and Population Health Nursing Practicum
Dates of Travel: March 12, 2023 – March 19, 2023
Instructor: Ms. Monica Hughes

Location: Panama City, Panama
Course Number and Title: NURS 4280 Community and Population Health Nursing Practicum
Dates of Travel: January 5, 2023 – January 14, 2023
Instructor: Ms. Monica Hughes

Location: Panama City, Panama
Course Number and Title: NURS 4280 Community and Population Health Nursing Practicum
Dates of Travel: January 5, 2023 – January 14, 2023
Instructor: Dr. Stephanie Patel

Location: Panama City, Panama
Course Number and Title: NURS 4280 Community and Population Health Nursing Practicum
Dates of Travel: January 5, 2023 – January 14, 2023
Instructor: Dr. Virginia Tufano

CONSENT – FINANCE AND AUDIT

SRSU: CONSENT: Authorization for Amendment to Agreement with Aramark

The Food Services contract between Sul Ross State University and Aramark Educational Services of Texas LLC, dated May 18, 2013 is amended to:

- extend the term of the current agreement for 10 years past the current end date to May 17, 2033 with a single 5 year renewal option to May 2038;
- require a financial commitment by Aramark of \$2.5 million to update the dining hall;
- increase the per meal rates pursuant to previous Board approval and
- update contract language and terms to align with new state and TSUS requirements

be approved.

Explanation

Parties to the Contract:	Sul Ross State University and Aramark Educational Services of Texas LLC.
Subject Matter of the Contract:	Food Services.
Purpose:	To assist Sul Ross State University in meeting its goal to provide a quality food service program on campus.
Price:	The current contract terms will be altered in the following manner: <ul style="list-style-type: none">• \$2.5 million financial commitment to update dining facility
Duration:	Commencing upon Execution with a duration through May 17, 2033 with the option of a single five year renewal.
Amendments:	
Source of Funding:	Auxiliary Funds
Review Statement:	Sul Ross State University hereby affirms that the contract will be reviewed and approved by the Vice Chancellor and Chief Financial Officer and approved as to legal form by the Vice Chancellor and General Counsel.
Form 1295 Statement:	Sul Ross State University will verify that Aramark Educational Services of Texas LLC submits Form 1295 – Certificate of Interested Parties, and Sul Ross State University has acknowledged the Certificate using the Texas Ethics Commission’s online system.

TSUS: CONSENT: Waiver of Statutory Tuition for Certain Technical Dual Credit Courses for the Lamar State Colleges

Effective Fall 2022, the Presidents of Lamar State Colleges are hereby delegated authority to waive all or a portion of statutory tuition charges for Dual Credit courses, if the courses meet the following criteria:

1. Concurrently Enrolled in High School and Institution
2. Enrolled in a Technical Education Course included in the THECB's Workforce Education Course Manual (WECM) that leads to a technical certificate offer by the State College
3. The course is taught in the local ISD's facilities, and
4. The course is taught by the local ISD's employee

Explanation

Local ISDs teach certain technical programs, such as cosmetology and welding, that are also taught by the State Colleges. Currently, there are financial barriers that preclude the ISD from partnering with the State Colleges to co-deliver these Dual Credit technical course offerings. By allowing the State Colleges to waive all or a part of tuition, this will eliminate the financial barrier that prevents the ISD from partnering with the State College. If the course is provided via Dual Credit, both the ISD and State College will continue to receive state funding for those credit hours and the students will receive college credit towards a certificate.

The proposed authorization limits the authority to waive tuition for a subset of courses in which the ISD bears the majority of the cost of delivering the education, allowing the State College the financial ability to waive the Tuition since the state funding will be sufficient to cover the cost to be borne by the State College.

Texas Education Code 54.216 allows the Board of Regents to waive all or a part of the tuition and fees for students who are enrolled in Dual Credit Courses in partnership with the student's high school.

TSUS: CONSENT: Out-of-State Tuition and Fee Rates for Fully Online Program

Presidents are delegated authority to set the out-of-state tuition and fee charges for fully online programs at a rate not lower than the cost paid by in-state students.

Explanation

Fully online programs face unique competitive pressures from public, private, and for-profit schools. Institutions across Texas are recruiting students located outside the state or country to their online programs and have set market-based rates for students to ensure competitive pricing and amplify their marketing efforts.

To remain competitive with other universities that offer fully online programs, Texas State University System Universities should have similar flexibility to offer fully online programs at a rate no less than tuition and fees paid by in-state students in those respective programs.

TSUS rules currently allow the Presidents to set extension rates. This proposal would clarify that the Presidents' authority extends to setting non-resident tuition and fees for fully online programs just like extension program rates.

CONSENT – PLANNING AND CONSTRUCTION

TSUS: Addition to 2022-2027 Capital Improvements Program

The Texas State University System Capital Improvements Program is amended, as provided below.

Explanation

The projects listed below are proposed to be placed on the 2022-2027 Capital Improvements Program (CIP) so that it may proceed without delay.

Marching Band Building – Texas State University

Scope of the Project:

This project will add 2,500 square feet to the existing music storage building for uniform storage.

Background Information:

Band uniform storage has had various temporary storage locations in the past and is in need of a permanent home.

Estimated Total Project Cost: \$1,200,000

Funding Source(s): The project funding source will be HEF.

TSUS: Addition to 2023-2028 Capital Improvements Program

The Texas State University System Capital Improvements Program is amended, as provided below.

Explanation

The projects listed below are proposed to be placed on the 2023-2028 Capital Improvements Program (CIP) so that it may proceed without delay.

Campus Repairs/Renovations Fiscal Year 2023 – Lamar Institute of Technology

Scope of the Program:

This program covers small repairs and renovations on the campus as approved by the President.

Background Information:

Lamar Institute of Technology (LIT) requests to increase the existing authorization for Campus Repairs/Renovations in the upcoming fiscal year from \$1 million to \$2 million to allow LIT to make minor renovations to the existing stairwells in the Beeson Building and Technology Building to ensure it meets the current State Fire Marshal code.

The anticipated scope includes renovation to existing stairwells in the Beeson Building to enclose it as a rated fire egress stair with an exterior door for egress as well as doors connecting the stair to the main corridors on the first and second floors. In the Technology Building, the project will consist of a small renovation and addition scope to one of the existing stairwells to enclose it as a rated fire egress stair with an exterior door for egress as well as connections to the main corridors on the first and second floors of the existing building since there is not adequate space within the existing structure to make the necessary modifications required. The cost of this specific renovation is estimated at \$830,000.

Estimated Total Project Cost: \$2,000,000

Funding Source(s): The project funding source will be HEF.

Medina Hall Renovations – Texas State University

Scope of the Project:

This project will renovate 2,400 square feet in Medina Hall for faculty in the College of Applied Arts.

Background Information:

Following the relocation of the Institute for Government Innovation to Elliott Hall 'A', the College of Applied Arts expressed the need to consolidate offices for their faculty. Medina Hall could provide the necessary area, but requires upgrades to its roof, HVAC, Fire Alarm system, and accessibility.

Estimated Total Project Cost: \$1,200,000

Funding Source(s): The project funding source will be HEF.

Jowers Center Roof Replacement – Texas State University

Scope of the Project:

This project will replace the original 143,436 square feet of built-up roofing over the Jowers Center.

Background Information:

The original built-up roof has reached its useful life.

Estimated Total Project Cost: \$1,500,000

Funding Source(s): The project funding source will be HEF.

CONSENT – RULES AND REGULATIONS

TSUS: Approval of Rules and Regulations

The attached, proposed revisions to the Texas State University System *Rules and Regulations* are approved.

Explanation

Although the Board typically considers revisions to its *Rules and Regulations* at its May meeting, occasionally circumstances arise that necessitate revisions at other times of the year.

Attached hereto are the recommended changes for the Board's consideration. It should be noted that each rule in the attachment contains an individual explanation of the changes contained therein.

The Rules changes being considered relate to:

1. Changes to TSUS Internal Audit Charter
2. Delegated Authority for Procurement and Contracting
3. Honorary Title of Administrator *Emeritus*
4. Sexual Misconduct Policy
5. SHSU Concealed Carry Policy

PARAGRAPH 7 OF CHAPTER III
ON PAGE III - 23

CHAPTER III. SYSTEM COMPONENT OPERATIONS

* * *

7. THE AUDIT FUNCTION.

7. THE AUDIT FUNCTION.

- 7.1 Internal Audits. The Texas State University System (System) internal audit function, rules and policies shall comply with the mandatory elements of the *International Professional Practices Framework (Internal Auditing Standards)*, as promulgated by The Institute of Internal Auditors and with the *Texas Government Code, Chapter 2102, the Texas Internal Audit Act. The Rules and Regulations*, as related to the audit function, shall serve as the Texas State University System Internal Audit Charter and the protocols under which the audit function shall operate. The **System** Chief Audit Executive shall develop and maintain internal policies and procedures to comply with the audit function rules.
- 7.11 Definition of Internal Auditing. Internal auditing is an independent objective, assurance and consulting activity designed to add value to an organization; improve its operations; and otherwise assist accomplishment of its objectives by bringing a systematic, disciplined approach to evaluate and improve the effectiveness of control, governance, and risk management processes.
- 7.12 Mission of Internal Audit. The mission of the internal auditing function is to enhance **and protect** organizational value by providing risk-based and objective assurance, advice, and insight.
- 7.13 Independence and Objectivity of Auditors. Because of the critical nature of the internal audit function to the fiscal, administrative, and operational integrity of the System and its Components, the **System** Chief Audit Executive and auditors under her or his direct or indirect supervision shall maintain their independence and objectivity of judgment. System auditors shall be ineligible to hold any other appointment or title, whether paid or unpaid, with the System or any of its Components.

- 7.14 Core Principles. The internal auditing function will adhere to the Core Principles as defined by the *International Professional Practices Framework*.
- 7.15 Code of Ethics. In addition to complying with the System Standards of Conduct (see *Chapter VIII*), System auditors are also expected to comply with the Code of Ethics outlined in the *International Professional Practices Framework*.
- 7.2 Board, Management and Internal Audit Responsibilities. The Board of Regents is primarily responsible for providing governance, guidance, and oversight of management within the System. Management is responsible for establishing and maintaining adequate internal controls to ensure achievement of System goals and objectives. The internal audit function is designed to provide positive support to the Board, System, and Component administrations in the effective discharge of their respective responsibilities.
- 7.3 Reporting Structure. The **System** Chief Audit Executive shall have sole responsibility for all System and Component audit functions and personnel, including, but not limited to, hiring and termination of audit staff, setting of salaries, and otherwise establishing terms and conditions of employment, and establishing the annual budget for the internal audit function, submitting the same to the Chancellor for approval. The **System** Chief Audit Executive will timely advise the Chancellor regarding desired audit budget initiatives.
- 7.4 Audit Space. The Chair of the Finance and Audit Committee and the **System** Chief Audit Executive will examine annually whether the provision of on-campus office spaces for the audit function creates a perceived conflict of interest or otherwise poses an impediment to the auditors' independence.
- 7.5 Access. The **System** Chief Audit Executive and auditors under her or his direct or indirect supervision shall have full, free, and unrestricted access to all activities, records, property, infrastructure, and personnel of System **Administration** and **the Components-administrations**. Any review, whether planned or unplanned, announced or unannounced, may involve the gathering of evidence and testimony from individuals within or outside the System.
- 7.6 Handling of Information Gathered.
- 7.61 Documents. Documents and information obtained during any audit **or** review shall be safeguarded and otherwise handled in a professionally responsible and confidential manner in accordance with Texas Law.
- 7.62 Criminal or Serious Policy Violations. Information obtained during any audit **or** review that may involve criminal or serious policy violations shall be communicated to the Board of Regents, the Chancellor, the Component President, and, where appropriate or otherwise required by law, to Component and/or outside law enforcement or other oversight agencies.

7.7 Nature and Scope of Work. The internal audit activity will evaluate and contribute to the improvement of governance, risk management, and control processes, utilizing a systematic and disciplined approach.

7.71 Assurance Services (Audits). Assurance services involve the objective assessment of evidence to provide an independent opinion or conclusion regarding an entity, operation, function, process, system, or other subject matter. The nature and scope of the assurance engagement are determined by the internal auditor. Examples include, but are not limited to:

- (1) Determining the adequacy, efficiency, and effectiveness of System and Component governance, control and risk management processes;
- (2) Reviewing the reliability and integrity of financial and operating information;
- (3) Reviewing the effectiveness of processes established to ensure compliance with policies, procedures, and applicable laws and regulations;
- (4) Evaluating processes related to information systems and data security; the development and deployment of information systems; and the creation/modification of support infrastructures;
- (5) Reviewing controls designed to safeguard System and Component assets;
- (6) Evaluating economy and efficiency of resource utilization;
- (7) Assessing achievement of results and outcomes as defined by established objectives, goals, and performance measures; and
- (8) Performing follow-up work to ascertain and report on whether management has taken appropriate remedial action on internal and external audit findings or recommendations.

7.72 Consulting Services. Consulting services are advisory in nature and are generally performed at the specific request of management. Examples include but are not limited to:

- (1) Reviewing client-prepared responses to external audit reports;
- (2) Training on fraud prevention, internal controls, and risk assessment processes;
- (3) Analyzing client or third-party prepared data; and
- (4) Scribing client-facilitated risk assessment exercises.

7.73 Fraud Reviews and Internal Investigations of Suspected Defalcation, Misappropriation, and Other **Fiscal** Irregularities. The Board of Regents has established an Anti-Fraud Policy in *Chapter VIII, Paragraph 1* of these *Rules and Regulations*. The **System** Chief Audit Executive is charged with responsibility for coordinating review and investigative activities as necessary with Component-**housed** Directors, Component police departments, the Office of Vice Chancellor and General Counsel, human resources office(s), and appropriate external law enforcement and other oversight agencies. The **System** Chief Audit Executive will make every reasonable and lawful effort to protect the rights and the reputations of those involved in an internal audit or review involving allegations of fraud, including the employee/complainant who reports alleged fraud; the individual(s) interviewed ~~during the resultant review~~; and the individual(s)/entity(ies) against whom the allegations were made.

Fraud review results are not routinely disclosed or discussed with anyone other than those who have a legitimate need to know. In the event that a review substantiates fraudulent or irregular activities, the **System** Chief Audit Executive or his/her designee will ~~prepare and distribute a report in accordance with Paragraph 7.93 of this Chapter. communicate results in accordance with provisions outlined in the Internal Auditing Standards.~~ The **Syst** Chief Audit Executive will communicate substantiated fraud or other irregularities committed by Texas State University System employees or contractors to the State Auditor's Office in accordance with Texas *Government Code* §321.022.

7.74 Emergency Appropriations. In the event a Component receives emergency appropriations from the state, the receipt, disbursement, and reporting of such appropriations will be subject to review by the **System** Chief Audit Executive and Component-**housed** auditors.

7.75 Intercollegiate Athletics. The internal audit function ~~System Chief Audit Executive~~ shall conduct periodic audits of intercollegiate athletics and related activities and report the same in accordance with processes established elsewhere in these *Rules and Regulations*.

7.76 Systemwide Compliance Program. The Systemwide compliance program is conducted under the auspices of the audit function and is designed to promote and encourage, through objective assessments and other activities, behavior and compliance with applicable policies, laws, and rules governing higher education.

7.8 Audit Risk Assessment and Audit and Compliance Plan Development.

7.81 Component **Audit** Risk Assessment and **Audit** Plans. On an annual basis, each Component-**housed** Director shall perform a risk assessment to be used in developing a Component Audit Plan for the subsequent fiscal year. The risk assessment process shall include input from Component management and utilize other procedures as may be necessary and reasonable to ensure that risks unique to the Component are considered and evaluated in the planning process. Component Audit Plans shall be submitted to the **System** Chief Audit Executive for input and approval. Risk-based testing of contract administration shall be included in the annual Audit Plan. An assessment as to whether the institution has adopted the rules and policies required by *Section 51.9337* of the Texas *Education Code* shall be performed annually.

- 7.82 System Administration Audit Risk and Compliance Assessment and Audit Plan. The SystemChief Audit Executive shall solicit input from the Finance and Audit Committee, the Chancellor, and Vice Chancellors regarding the risk assessment to be used in developing an Audit and Compliance Plan for System Administration. Risk- based testing of contract administration shall be included in the annual Audit and Compliance Plan. An assessment as to whether System Administration has adopted the rules and policies required by *Section 51.9337* of the *Texas Education Code* shall be performed annually.
- 7.83 Consolidation of Audit Plans. The System Administration and Component Audit Plans shall be consolidated into a Systemwide Audit and Compliance Plan, which will be presented by the SystemChief Audit Executive to the Finance and Audit Committee for approval at the meeting to be held prior to the fourth quarter Board of Regents meeting. The Finance and Audit Committee shall include discussion of the status of current and subsequent year Audit Plans and submit its recommendations for approval to the full Board.
- 7.84 Deviations from Audit and Compliance Plans. Circumstances may require deviations from the Audit and Compliance Plan. Component-level deviations may be recommended to the SystemChief Audit Executive by the Component-housed Director or initiated by the SystemChief Audit Executive. The SystemChief Audit Executive shall promptly notify the Finance and Audit Committee and the Chancellor of such deviations, which may be approved, in writing, by the Chair of the Finance and Audit Committee. Investigations resulting from *EthicsPoint* or other fraud reporting mechanisms are not considered deviations from the Audit and Compliance Plan.

7.9 Audit and Compliance Reports.

- 7.91 Content. Consistent with provisions outlined in the *Internal Auditing Standards*, when formal audit and compliance reports are prepared, eEach report shall contain, at a minimum-;

- (1) A brief description of the scope and objectives of the project;
- (2) A brief summary highlighting significant observations and/or recommendations;
- (3) A summary of management responses and the total financial impact, if any, of recommendations (this summary shall be provided to the Finance and Audit Committee at each regular Board meeting); and
- (4) A detailed discussion of the observations and recommendations, including management's written response as outlined in Paragraph 7.922;

Draft reports prepared by the Component Directors or the System Compliance Officer shall be submitted to the Chief Audit Executive for review and approval prior to submitting the draft reports to Component management.

7.92 Management Response.

7.921 Time for Response. Management must respond to each report within two weeks of the issuance of the report draft. Upon a showing of extenuating circumstances by management and the Component-~~housed~~ Director's recommendation, the ~~System~~ Chief Audit Executive may extend the time for response.

7.922 Content of Response. Management responses to each report shall include:

- (1) A statement of agreement or disagreement with each recommendation.
- (2) In cases where management agrees to implement a recommendation, the response shall include a summary of planned actions, a timetable for implementation, and the names and titles of the individuals responsible for ensuring implementation of the recommendation.
- (3) In cases where management does not agree to implement a recommendation, the response shall include justification for disagreement. In such cases, the ~~System~~ Chief Audit Executive may include follow-up comments, addressing the adequacy of the justification provided.
- (4) The President of a Component, who has an audit involving circumstances described in *Paragraph 7.93*, of this *Chapter* shall include in his or her quarterly Board report the status of the recommendations/findings until they have been verified and resolved by the Component-~~housed~~ Director to the ~~System~~ Chief Audit Executive's satisfaction.

7.93 Distribution. The ~~Chief Audit Executive Component-Director~~ shall review, approve, and timely distribute draft audit and compliance reports (internal and external) to System ~~or Component~~ administrations, Finance and Audit Committee members, the Board of Regents and outside parties where applicable, including the Governor's Office, the Legislative Budget Board, ~~the Sunset Commission~~, and the State Auditor's Office. The ~~System~~ Chief Audit Executive shall forward the draft reports, in their entirety to the Board of Regents in instances involving:

~~(1) Fraud or theft;~~

~~(2) A financial impact of more than \$20,000 savings or cost;~~

(1) Fraud, theft, or misappropriation of System resources exceeding \$50,000;

(2) Significant instances of non-compliance with Component and/or System rules, policies or procedures, internal controls, state or federal regulations or laws;

(3) Situations in which a member of the audit staff Component-

~~housed auditor~~ has experienced undue management pressure or delay; or,

- (4) Other circumstances (or amounts), which, in the ~~System~~ Chief Audit Executive's discretion, are material and substantial.

~~7.94 Delegation. The System Chief Audit Executive may delegate to Component housed Directors the task of distributing draft audit reports (internal and external) at their respective Components, as well as a mechanism to inform applicable Component parties of subsequent distribution to the Chancellor, Board members, and mandated external entities. All draft internal audit and compliance reports will be submitted to the System Chief Audit Executive for review and approval.~~

7.(10) Communications.

- 7.(10)1 ~~Periodic-Quarterly~~ Status Reports. The Component ~~housed auditors Directors and System Compliance Officer~~ shall forward a summary of ~~the status of management's implementation of audit and compliance recommendations reports and the status of their respective Audit Plans~~ in a format and time prescribed by the ~~System~~ Chief Audit Executive for inclusion in the quarterly Board agenda materials.
- 7.(10)2 Follow-Up Audit Work. The ~~System~~ Chief Audit Executive shall prescribe a follow-up audit tracking system for use by ~~internal audit employees~~ ~~the Component housed auditors~~ to ensure timely follow-up on all audit recommendations.
- 7.(10)3 External Audit Communications. The ~~System~~ Chief Audit Executive shall act as the System and Component general liaison with the State Auditor's Office. Each Component ~~housed~~ Director shall function as the on-site liaison between that Component and the State Auditor's Office or other external auditors. The Component ~~based~~ Director shall notify the ~~System~~ Chief Audit Executive of any external audit work, planned entrance and exit conferences, and significant audit issues promptly and timely upon notification by the State Auditor's Office or external auditors.

Explanation

Chapter III, Paragraph 7, serves as the Internal Audit Charter. Texas Government Code 2102.011 requires the internal audit function to comply with *The International Professional Practices Framework (Internal Auditing Standards)*, promulgated by the Institute of Internal Auditors. The *Internal Auditing Standards* require the Chief Audit Executive to periodically review the charter and present it to the Board for approval. The revisions to Paragraph 7 are designed to address practices outlined in the *Internal Auditing Standards*, changes in state law, eliminate redundant references, clarify titles and personnel designations, and reflect current practices authorized by the *Internal Auditing Standards* and state law.

PARAGRAPHS 10.22 THROUGH 10.25 OF CHAPTER III
ON PAGES III-31&32

CHAPTER III. SYSTEM – COMPONENT OPERATIONS

* * *

10. CONTRACTS, PURCHASES AND AGREEMENTS.

* * *

10.2 Authority.

- 10.21 All contracts, purchases, and agreements in the amount of \$1 million or more as defined in Chapter III, Subparagraph 1.1, shall be submitted to the Board of Regents for approval.
- 10.22 Contracts, purchases, and agreements ~~in the amount of between~~ \$500,000 ~~or more~~, but less than \$1 million, are subject to approval by the Chancellor. Additionally, the Chancellor retains authority to approve those contracts in ~~excess the amount~~ of \$1 million ~~or more~~ excepted from Board approval under Subparagraph 1.11 of this Chapter.
- 10.23 All contracts and agreements submitted to the Board or Chancellor shall be submitted for review by the Vice Chancellor and Chief Financial Officer and the Vice Chancellor and General Counsel prior to submission to the Board or Chancellor. The Vice Chancellor and General Counsel shall advise the Board or Chancellor of any contract or agreement that may have adverse legal ramifications.
- 10.24 The President of each Component shall be delegated the responsibility and authority to enter into contracts, purchases, and agreements ~~for sums in the amount less than of~~ \$500,000 ~~or less~~ whether said amount is income or expenditure, including but not limited to, interlocal contracts with Texas local government entities, and interagency cooperation agreements between a Component and another state agency, and to enter into all grants and agreements funded by private individuals, governmental agencies, and foundations without regard to the amount, unless otherwise limited by the Board. At the request of the Component President, the Vice Chancellor and General Counsel will provide advice and assistance with regard to such contracts, purchases, grants, and agreements. Upon a specific request by a member of the Board, the Chancellor, or the Vice Chancellor and General Counsel, the Component President shall submit designated contracts and agreements to the Chancellor for review by the Vice Chancellor and General Counsel.

10.25 The President may delegate power to contract, purchase, or enter into agreements in amounts of ~~less than~~ \$500,000 or less, including but not limited to, interlocal contracts with Texas local government entities, and interagency cooperation agreements between a Component and another state agency, to other employees of the Component. Such delegation must be specific and in writing to be effective. The President will remain responsible for all such delegated contracts, purchases, and agreements ~~for sums under \$500,000~~, and for the proper administration of all grants and agreements funded by private individuals, governmental agencies, and foundations, regardless of delegation of power to contract, purchase, or enter into agreements.

Explanation

The above Rule changes clarify the delegated authority amounts for procurement and contracting purposes. The slight change, essentially increasing some delegated amounts by a penny, will better align the delegations with current TSUS policy regarding procurement justification and statutory language regarding LBB reporting, transparency reporting, and contract management thresholds. This alignment will minimize confusion and clarify when certain procurement rules and processes are applicable.

NEW PARAGRAPH 2.14 OF CHAPTER V
ON PAGE V-4

CHAPTER V. COMPONENT PERSONNEL

* * *

2. GENERAL.

* * *

2.3 Retirement and Recognition of Service.

* * *

2.34 Honorary Titles and Resolutions for Retirees. Faithful and distinguished service by a retiring faculty member or administrator may be recognized by an appropriate resolution of the Board.

2.341 Long and distinguished service by a faculty member holding the rank of Professor or Associate Professor may be recognized upon retirement by conferral of the title of Professor Emeritus, Associate Professor Emeritus, Distinguished Professor Emeritus or Distinguished Associate Professor Emeritus as provided by *Subparagraph 4.9* of this *Chapter*.

2.342 Faithful and distinguished service by the President of a Component may be recognized by the Board upon retirement, or upon returning to full-time teaching if a tenured member of the faculty, by conferral of the honorary title President Emeritus of the Component, without remuneration or authority for this honorary title.

2.343 Faithful and distinguished service by an administrator, including a Vice President of a Component, Vice Chancellor of the System and Chancellor, may be recognized by the Board upon retirement by conferral of the honorary title, such as Vice President Emeritus, Vice Chancellor Emeritus or Chancellor Emeritus, without remuneration or authority for this honorary title.

Explanation

The Texas State University System and its components have in the past acknowledged distinguished careers of its academic faculty and administrative faculty/staff by conferring the Emeritus status when appropriate to do so. The above rule change clarifies that Emeritus status may be conferred upon faculty and administrators by appropriate resolution of the Board.

Appendix A-6

**TEXAS STATE UNIVERSITY SYSTEM SEXUAL
MISCONDUCT POLICY AND PROCEDURES**

* * *

3. Provisions Applicable to the Title IX Sexual Harassment & Non-Title IX Sexual Misconduct Grievance Processes

* * *

3.8. Supportive Measures (Including Immediate and Appropriate Corrective Action).

3.8.1. Generally. When an incident of Sexual Misconduct is reported, the Component will consider Supportive Measures while the incident is investigated and adjudicated. The determination of appropriate Supportive Measures in a given situation must be based on the facts and circumstances of that situation. The Title IX Coordinator is responsible for coordinating the effective implementation of Supportive Measures, and the duration of such measures. Supportive Measures may include, but are not limited to:

3.8.1.1. Counseling provided by a counselor who does not provide counseling to any other person involved in the incident, including a person who reports an incident of Sexual Misconduct, as long as the Component employs a sufficient number of counselors;

3.8.1.2. extensions of deadlines or other course-related adjustments;

3.8.1.3. without any academic penalty, modifications of work or class schedules or assignments, including

the option of dropping a course in which both Parties are enrolled;

- 3.8.1.4. campus escort or transportation services;
- 3.8.1.5. mutual restrictions on contact between the Parties;
- 3.8.1.6. changes in work or housing locations;
- 3.8.1.7. leaves of absence;
- 3.8.1.8. restrictions from specific activities or facilities;
and,
- 3.8.1.9. increased security and monitoring of certain areas of the campus.

3.8.2. Orders of Protection. The Component will honor any order of protection, no contact order, restraining order or similar lawful order issued by any criminal, civil, or tribal court.

3.8.3. Confidentiality of Supportive Measures. The Component shall maintain as confidential any measures provided to the Complainant and/or Respondent, to the extent allowed by law and to the extent that maintaining such confidentiality will not impair the ability to provide the measures.

3.8.4. Emergency Removal. Emergency removal of an Employee or Student prior to a final decision in a Sexual Misconduct matter must comply with System Rules and Regulations Chapters IV § 2.2(14), V § 2.131, and VI § 5.(14). A Component may remove a Respondent from the Component's Education Program or Activity on an emergency basis, provided that the Component undertakes an individualized safety and risk analysis, determines that an immediate threat to the physical health or safety of any student or other individual arising from the allegations of sexual harassment justifies removal, and provides the Respondent with notice and an opportunity to challenge the decision immediately following the removal. The removal challenge does not require a hearing and the burden is on the Respondent to show why the removal should be rescinded.

- 3.8.5. Administrative Leave. Nothing herein precludes a Component from placing a non-student employee Respondent on administrative leave with or without pay during the pendency of the grievance or any judicial process.
- 3.8.6. Supportive Measures when Anonymity is Required. The Component's inability to take disciplinary action against an alleged Respondent because of a Complainant's insistence on anonymity will not restrict the Component's ability to provide appropriate measures for the reasonable safety of the Component community.
- 3.8.7. Unreasonable Burden. Supportive Measures may not impose an unreasonable burden on the other Party.
- 3.8.8. Failure to Adhere to Supportive Measures. Failure to adhere to the parameters of any Supportive Measures may be considered a separate violation of this Policy and may result in disciplinary sanctions.

* * *

10. Administrative Requirements

* * *

- 10.2. Comprehensive Prevention & Outreach Program. Components shall distribute the sexual misconduct policy to all students, faculty and staff annually. Each Component shall develop and implement a comprehensive prevention and outreach program on Sexual Misconduct. The comprehensive prevention and outreach program must address a range of strategies to prevent Sexual Misconduct. The program must also include a victim empowerment program, a public awareness campaign, primary prevention, bystander intervention and risk reduction strategies. The Component will engage in the risk reduction strategies outlined below to limit the risk of Sexual Misconduct for the campus community.

* * *

Glossary

* * *

Supportive Measures ~~means~~ include:

- ~~non~~Non-disciplinary, non-punitive individualized services offered as appropriate, as reasonably available, and without fee or charge to the Complainant or the Respondent before or after the filing of a Formal Complaint or Report or where no Formal Complaint or Report has been filed. Such measures are designed to restore or preserve equal access to the Component's Education Program or Activity without unreasonably burdening the other Party.
- Immediate and appropriate corrective action, including measures designed to protect the safety of all Parties or the Component's educational environment, or deter Sexual Harassment.

See Section 3 of this Policy.

Explanation

The Texas State University System Sexual Misconduct Policy is being changed to clarify that the policy should be distributed annually to students, faculty, and staff. Additionally, non-substantive changes are being made to clarify that supportive measures may also, when appropriate, be immediate, corrective measures

Appendix A-12**Sam Houston State University
A Member of the Texas State University System****President's Office Policy PRE – 26****Concealed Campus Carry Policy**

1. General

Sam Houston State University (“SHSU”) has developed and implemented a Concealed Carry Policy that meets Texas law under Texas Government Code § 411.2031 (Carrying of Handguns by License Holders on Certain Campuses) and Texas Penal Code § 46.035.

2. Purpose

2.01 This Policy articulates the reasonable rules, regulations and provisions regarding carrying of concealed handguns by license holders on all SHSU campuses.

- a. In accordance with Government Code § 411.2031 and Texas Penal Code § 46.035, SHSU recognizes the right of individuals licensed to carry concealed handguns to do so on campus land and in buildings owned or leased by SHSU, unless otherwise provided herein.
- b. Individuals who possess a valid handgun license issued by the State of Texas or an approved reciprocating state may legally carry a concealed handgun on or about their person.
- c. Campus housing residents who are license holders may carry their weapon on or about their person in the residence halls. License holders residing in campus housing are responsible for the safe storage of their handgun whenever it is not on or about their person by use of secure storage devices as required by the Department of Residence Life. All other weapons (including long guns) are prohibited in campus housing units.

3. Areas that are Prohibited Concealed Carry Locations (PCCL).

3.01 Official Athletic Events (Collegiate or University Interscholastic League) held in Bowers Stadium, Don Sanders Baseball Complex, Bearkat Softball Complex, Meredith and Miriam York Field Events Center, the McAdams Tennis Center, the Johnson Coliseum, Pritchett Field Stadium, and any other building, grounds,

or other SHSU venues hosting a University Interscholastic League Event (Official, Sanctioned Competitions).

- 3.02 Any governmental meeting that takes place on the campuses of SHSU will be a PCCL.
- 3.03 Powell Health & Counseling Center (1608 Avenue J), Jack Staggs Counseling Center (1932 Bobby K. Marks Drive), Psychological Services Center (919 Bearkat Boulevard), Services for Students with Disabilities Office (Lee Drain Annex 1916 Avenue J), and Counseling Clinic at the Woodlands Campus, Suite 151(3380 College Park Drive, The Woodlands, Texas 77384).
- 3.04 Official University Student/Employee Disciplinary/Grievance Hearings.(See also § 4 below).
- 3.05 Nuclear Magnetic Resonance Lab (Chemistry & Forensic Science Building, Rooms 302 and 323).
- 3.06 Department of Public Safety Services (Secure Areas of Building only in the Charles W. Tackett University Police Building, 2424 Sam Houston Avenue, Huntsville, Texas 77340).

4. Student and Employee Discipline or Grievance Hearings and Appeals Procedures

It is recognized that student discipline and employee grievance proceedings are held in multi-use venues. During the period a venue is used for such proceedings, the venue shall be a PCCL. The Dean of Students or the Director of Human Resources may designate a room to be used for a proceeding that will be a PCCL. Prior to the proceeding, the student, employee and any additional proceeding participants shall be notified that the disciplinary, grievance, or appeal hearing location is a PCCL. Signage shall be placed at the designated hearing venue at least thirty (30) minutes prior to the proceeding. Proceeding participants may also be given notice through a written document prior to entering the room. At the conclusion of the proceeding, signage shall be removed from the location.

5. University Signage for PCCL Areas

- 5.01 Signage that is clearly visible, noting that the premises in question is a PCCL, shall be placed in conspicuous areas (entrances). Notice that is given on a card, document, or sign must contain the following language:

Pursuant to Section 30.06, Penal Code (trespass by license holder with a concealed handgun), a person licensed under Subchapter H, Chapter 411, Government Code (handgun licensing law), may not enter this property with a concealed handgun.

De conformidad con la Sección 30.06, Código Penal (violación por el titular de la licencia con una pistola oculta), una persona con licencia bajo el Subcapítulo H, Capítulo 411, Código de Gobierno (ley de licencias arma de mano), no puede entrar en esta propiedad con una pistola oculta.

- a. PCCL signs must meet the minimum requirements:
 - i. Include the above italicized language in both English and Spanish;
 - ii. Use contrasting colors, block letters, at least one (1) inch in height; and
 - iii. Be displayed in a conspicuous manner clearly visible to the public.
- b. All signage and other documentation used to indicate a PCCL shall be approved by the President.

6. Review of Policy

6.01 Each even numbered year, SHSU shall review this policy as follows:

- a. The President & Cabinet or designee shall,
 - i. Review PCCL on campus; and
 - ii. Provide recommendations on new locations designated as PCCL or any updates to the President.
- b. Any changes to this Policy, shall be submitted to Board of Regents in accordance with provisions stated in the Board's Rules and Regulations for approval in accordance with the timelines provided in Texas Government Code § 411.2031; and
- c. The President shall submit a report to the Texas Legislature, and to the standing committees of the Legislature with jurisdiction over the implementation and continuation of Texas Government Code § 411.2031, by September 1st of each even numbered year describing SHSU rules, regulations, or other provisions and justifications on carrying of concealed weapons on campus, and explains the reasons the institution has established those provisions. A copy of the report shall be provided to the Chancellor and the Board of Regents no later than August 1 of each even-numbered year.

References:

Texas Government Code § 411.2031
Texas Government Code § 411.207
Texas Penal Code § 46.035

Reviewed by: Kevin Morris, Executive Director of Public Safety Services
Date: June 2022

Explanation

In accordance with the University's Campus Carry Policy, the policy is reviewed each even year. The revisions to the policy are non-substantive changes made for clarity. As required by statute and the System's Rules and Regulations, the attached replacement policy is hereby presented to the Board of Regents for review and approval.

CONSENT – CONTRACTS

LU: CONSENT: First Amendment to Agreement with Instructional Connections, LLC

Amendment Number One to the Online Course Instructional Assistants Services Agreement between Lamar University and Instructional Connections, LLC, effective September 1, 2022, to increase the value of the contract to a sum not to exceed \$8.75 million, is approved.

Explanation

Parties to the Contract:	Lamar University and Instructional Connections, LLC.
Subject Matter of the Contract:	Online course instructional assistants
Purpose:	To increase the value of the contract to \$8.75 million, from the initial contract value of \$6.5 million, which provided for funding of online courses pre-pandemic. Due to COVID-19 forcing all courses online and significantly increasing the need for large course assistance, unexpected overages resulted prior to the expiration of the contract term.
Price:	The term, including extensions, shall not exceed \$8,750,000.
Duration:	Five (5) years, including extensions; expires 10.31.2024.
Amendments:	Amendment One
Source of Funding:	Designated Funds
Review Statement:	Lamar University hereby affirms that the contract amendment will be reviewed and approved by the Vice Chancellor and Chief Financial Officer and approved as to legal form by the Vice Chancellor and General Counsel prior to execution of the amendment.
Form 1295 Statement:	Lamar University verifies that Instructional Connections, LLC, has submitted Form 1295 – Certificate of Interested Parties, and Lamar University has acknowledged the Certificate using the Texas Ethics Commission's online system.

LU, LSC-O, LSC-PA: CONSENT: Fourth Amendment to Agreement with Barnes & Noble College Booksellers, LLC

The Fourth Amendment to the Agreement between Lamar University, Lamar State College – Port Arthur, Lamar State College - Orange and Barnes & Noble College Booksellers, LLC, effective August 22, 2022, for modifications of the First Day Complete Program at Lamar State College – Orange and Lamar State College – Port Arthur, and authorization of future revisions to the per credit price under the Agreement, with the approval of the Vice Chancellor and Chief Financial Officer, provided such price will not exceed \$30, is approved.

Explanation

Parties to the Contract:	Lamar University, Lamar State College – Orange, Lamar State College – Port Arthur and Barnes & Noble College Booksellers, LLC
Subject Matter of the Contract:	Fourth Amendment to the existing bookstore services agreement.
Purpose of Amendment:	The Amendment will implement the following changes: <ol style="list-style-type: none">1. Beginning Fall 2022, per semester credit price will be determined by annual review of prior year Complete Program data, subject to approval by the Vice Chancellor and Chief Financial Officer.2. Beginning Fall 2022, Barnes & Noble College Booksellers, LLC will be responsible for getting rental materials returned and rental bad debt paid by the students, with Lamar’s assistance.
Price	\$24 per credit per semester for all students
Duration:	No change to original term
Amendments:	Amendment No. 4
Source of Funding:	Auxiliary Funds
Review Statement:	Lamar University hereby affirms that the contract has been or will be reviewed and approved by the Vice Chancellor and Chief Financial Officer and approved as to legal form by the Vice Chancellor and General Counsel.
Form 1295 Statement:	Lamar University verifies that Barnes & Noble College Booksellers, LLC has submitted Form 1295 – Certificate of Interested Parties, and Lamar University has acknowledged the Certificate using the Texas Ethics Commission’s online system.

SHSU: CONSENT: Authorization to Renew the Agreement with SHI International Corporation for Microsoft Licensing

Sam Houston State University is authorized to execute agreements and successive amendments with SHI International Corporation for the Sam Houston State University Microsoft software renewal for a term not to exceed three (3) years and a total dollar value not to exceed \$2.5 million.

Explanation

Parties to the Contract:	Sam Houston State University (SHSU) and SHI International Corporation.
Subject Matter of the Contract:	DIR contract with SHI International for purchase of Microsoft products and services. Direct procurement will occur under DIR contract DIR-TSO-4092.
Purpose:	SHSU purchases Microsoft licenses for use by faculty, staff and students to support the instructional and administrative activities that advance SHSU's academic mission. SHSU will enter into a three-year agreement to secure pricing for the entire term. Microsoft recently changed licensing models and Texas State University System (TSUS) institutions are or will be renewing under the new model as individual contract terms expire. SHSU will renew services and quantities appropriate to meet the needs of the institution.
Price:	Not to exceed \$2.5 million.
Duration:	One (1) year agreement with renewals for up to three (3) years beginning October 1, 2022.
Amendments:	Annual amendments, during the three-year term, as to license count and service changes as needed.
Source of Funding:	Institutional Services Fee
Review Statement:	Sam Houston State University hereby affirms that the contract will be reviewed and approved by the Vice Chancellor and Chief Financial Officer and approved as to legal form by the Vice Chancellor and General Counsel.
Form 1295 Statement:	Sam Houston State University verifies that SHI International Corporation will complete the Form 1295 – Certificate of Interested Parties prior to the execution of the contract and will acknowledge the Certificate using the Texas Ethics Commission's online system.

LIT: CONSENT: Contract with IQS Inc., Facility Management Services for Custodial Services

The contract commencing September 1, 2022, for a term of two years, with three (3) one-year renewals, between Lamar Institute of Technology and IQS Inc., Facility Management Services for custodial services, for a sum not to exceed \$2.5 million is approved.

Explanation

Parties to the Contract:	Lamar Institute of Technology and IQS Inc., Facility Management Services
Subject Matter of the Contract:	Custodial services
Purpose:	To provide custodial services for LIT campus facilities.
Contract Value:	Five-year cost projection not-to-exceed \$2.5 million
Duration:	Two-year agreement commencing on September 1, 2022, and terminating on August 31, 2024, with an option for three (3) one-year renewals.
Amendments:	None at this time.
Source of Funding:	State Funds
Review Statement:	LIT hereby affirms that the contract has or will be reviewed and approved by the Vice Chancellor and Chief Financial Officer and reviewed and approved as to legal form by the Vice Chancellor and General Counsel.
Form 1295 Statement:	LIT verifies that IQS Inc., Facility Management Services will complete the Form 1295 – Certificate of Interested Parties prior to the execution of the contract and will acknowledge the Certificate using the Texas Ethics Commission’s online system.

LIT: CONSENT: First Amendment to Agreement with AHI Facility Services, Inc. for Custodial Services

The First Amendment to the Agreement between Lamar Institute of Technology and AHI Facility Services, Inc., effective September 1, 2019, increasing the contract amount by \$400,000 for services relating to the operation of custodial services is approved.

Explanation

Parties to the Contract:	Lamar Institute of Technology and AHI Facility Services, Inc.
Subject Matter of the Contract:	First Amendment to the existing custodial services Agreement.
Purpose:	The Amendment will increase the amount paid to AHI Facility Services by \$ 400,000.00. This increase is due to the addition of two new sites to be cleaned plus additional personnel needed to perform deep cleaning during the COVID pandemic.
Duration:	The Agreement was effective September 1, 2019, and will terminate August 31, 2022.
Amendments:	None at this time.
Source of Funding:	State Funds
Review Statement:	LIT hereby affirms that the contract has or will be reviewed and approved by the Vice Chancellor and Chief Financial Officer and reviewed and approved as to legal form by the Vice Chancellor and General Counsel.
Form 1295 Statement:	LIT verifies that AHI Facility Services, Inc. will complete the Form 1295 – Certificate of Interested Parties prior to the execution of the contract and will acknowledge the Certificate using the Texas Ethics Commission’s online system.

TXST: CONSENT: Contracts for Overflow Student Housing

The contracts commencing upon date of contract execution for overflow student housing between Texas State University and Holiday Inn San Marcos Convention Center and between Texas State University and Trident Hotel Group DBA Wingate by Wyndham, in a combined amount not to exceed \$3.15 million, is approved.

Explanation

Parties to the Contract:	Texas State University and Holiday Inn San Marcos Convention Center. Texas State University and Trident Hotel Group DBA Wingate by Wyndham.
Subject Matter of the Contract:	Overflow Student Housing.
Purpose:	These contracts will be used on an as-needed basis at the start of the fall semester to allow for overflow student housing. Texas State is expecting a record-breaking freshman class and needs additional flexibility to cover the normal turnover in student housing during the first few weeks of the semester.
Contract Value:	Based on 200 bed capacity between both hotels, the university is requesting a not-to-exceed approval of \$3.15 million combined between the contracts. Based on the quality of service provided and the number of students who may remain in one hotel versus the other, we cannot predict exactly how much might be spent with either hotel. The university will only pay for the bed-nights actually used.
Duration:	These contracts shall terminate at the end of this fall semester, December 2022.
Source of Funding:	Student Housing Revenue.
Review Statement:	Texas State affirms that, prior to its execution, the contracts will be submitted for review by the Texas State University System Vice Chancellor and Chief Financial Officer and General Counsel.
Form 1295 Statement:	Texas State University affirms that the vendors will complete the Form 1295 – Certificate of Interested Parties prior to the execution of the contract and will acknowledge the Certificate using the Texas Ethics Commission’s online system.

CONSENT - PERSONNEL

TSUS: Faculty Matters

Recommendation

The proposed personnel actions regarding faculty for the Texas State University System components are approved.

Background

In accordance with the System *Rules and Regulations, Chapter III, Section 1.2 Faculty Matters*, the following actions shall be submitted to the Board of Regents for approval.

PERSONNEL REPORT - LAMAR UNIVERSITY

DATE: August 2022

FACULTY PERSONNEL CHANGES

RETIREMENT

1. Acosta, Cherie, Assoc Prof, Theatre/Dance, effective July 30, 2022.
2. Duit, Charles; Clinic Instr; Nutr, Hosp, and Hum Srvs; effective August 31, 2022.
3. Dyson, Jeff; Instructor, Management, effective May 31, 2022.
4. Myler, Harley, Professor, Electrical engineering; effective May 31, 2022.
5. Pierce, Dwight; Instructor, Music, effective May 31, 2022.
6. Sen, Kabir; Professor, Management and marketing; effective May 31, 2022.

SEPARATION

1. Harkness, Grace; Instructor; Health and Kinesiology; effective June 30, 2022.
2. Henderson, Tammy; Professor, Nutr, Hosp, and Hum Srvs; effective May 10, 2022.
3. Ramos-Woodard, Andre; Visit Prof, Art/Design, effective May 31, 2022.

LEAVE OF ABSENCE

1. Dueppen, Abigail; Instr/Dir of Vocology, Spch/Hearing, return from FMLA, effective March 7, 2022
2. Hamza, Mohammad: Professor: Counseling; end FMLA, effective May 2, 2022.
3. Forret, Jeffrey; Professor, History, Return from leave, effective May 31, 2022.

EMERITUS STATUS

1. Myler, Harley; Professor of Electrical Engineering, Distinguished Professor Emeritus

FACULTY APPOINTMENTS, New (N) and Renewal (R)

Name	Deg	Rank	Department	%FTE	Salary	Period
COLLEGE OF ARTS & SCIENCES						
R Adams, Amber	DNP	Instructor	Nursing	.60	\$11,961	SUM 2022
R Alasti, Sanaz	PhD	Assoc. Prof.	Soc/SOWK/CJ	.50	\$11,199	SUM 2022
R Allison, Amanda	MS	Adjunct	Earth/Space Sci.	.94	\$14,000	SUM 2022
R Amer, Reda	PhD	Assist. Prof	Earth/Space Sci.	.25	\$6,840	SUM 2022
R Armacost, James	PhD	Assoc. Prof.	Biology	.50	\$10,993	SUM 2022
R Broome, Mark	MS	Instructor	Soc/SOWK/CJ	.25	\$4,247	SUM 2022
R Bryan, Jimmy	PhD	Professor	History	.25	\$5,923	SUM 2022
R Chisholm, LeAnn	PhD	Assist. Prof.	Nursing	.38	\$10,582	SUM 2022
R Clanahan, Michael	MS	Adjunct	Biology	.07	\$1,000	SUM 2022
R Davis, Mary	PhD	Adjunct	Soc/SOWK/CJ	.20	\$3,000	SUM 2022
R Davis, Terri	PhD	Assoc. Prof.	Political Science	.50	\$15,036	SUM 2022
R Doe, Raymond	PhD	Assoc. Prof.	Psychology	.25	\$5,547	SUM 2022
R Doiron, Jesse	MA	Instructor	ENGL/ M Lang	.25	\$4,326	SUM 2022
R Dubose, Amy	MSN	Instructor	Nursing	.50	9,595	SUM 2022
R Fagen, Jennifer	PhD	Assoc. Prof.	Soc/SOWK/CJ	.50	\$11,175	SUM 2022
R Ford, Casey	MA	Instructor	ENGL/ M Lang	.25	\$3,078	SUM 2022
R Forret, Jeffrey	PhD	Professor	History	.25	\$6,828	SUM 2022
R Frelot, Jeanell	MSN	Instructor	Nursing	.53	\$10,093	SUM 2022
R Gage, Margot	MSN	Assist. Prof.	Soc/SOWK/CJ	.50	\$10,731	SUM 2022
R Grace, Nancy	MA	Instructor	ENGL/ M Lang	.25	\$3,432	SUM 2022
R Gregory, Christina	PhD	Assist. Prof.	Political Science	.25	\$5,322	SUM 2022
R Gummelt, Virginia	PhD	Assoc. Prof.	Soc/SOWK/CJ	.50	\$15,091	SUM 2022
R Gubala, Sara	MA	Instructor	Political Science	.25	\$4,359	SUM 2022
R Gutierrez, Miguel	PhD	Adjunct	Political Science	.20	\$3,000	SP 2022
R Harden, Brad	PhD	Assoc. Prof.	Soc/SOWK/CJ	.25	\$10,564	SUM 2022
R Harden, Brad	PhD	Assoc. Prof.	Soc/SOWK/CJ	.20	\$4,357	MM 2022
R Harding, Rose	MSN	Instructor	Nursing	.60	\$15,282	SUM 2022
R Hatfield, Elia	PhD	Assoc. Prof.	ENGL/ M Lang	.50	\$9,656	SUM 2022

R	Hext, Michelle	MSN	Instructor	Nursing	.50	\$9,955	SUM 2022
R	Hillin, Sara	PhD	Assoc. Prof.	ENGL/M Lang	.25	\$5,572	SUM 2022
R	Hoerth, Katherine	MFA	Assist. Prof.	ENGL/ M Lang	.25	\$4,662	SUM 2022
R	Huff, Jennifer	MSN	Instructor	Nursing	.13	\$2,489	SUM 2022
R	Johnson, Gretchen	MFA	Assoc. Prof.	ENGL/ M Lang	.25	\$4,486	SUM 2022
R	Kibbe, Tina	PhD	Instructor	History	.25	\$3,212	SUM 2022
R	Knight, Stacey	DNP	Assist. Prof	Nursing	.42	\$11,081	SUM 2022
R	Krause, Stefan	PhD	Assist. Prof.	Soc/SOWK/CJ	.25	\$4,734	SUM 2022
R	Long, Elizabeth	MSN	Assoc. Prof.	Nursing	.25	\$7,790	SUM 2022
R	Marsh, Shannon	MSN	Instructor	Nursing	.72	\$13,681	SUM 2022
R	Mayper, Theresa	MA	Instructor	University Studies	.25	\$3,617	SUM 2022
R	Morris, Christina	MSN	Instructor	Nursing	.50	\$9,612	SUM 2022
R	Muzorewa, Gwinyai	PhD	Assist. Prof	History	.25	\$4,759	SUM 2022
R	Nainabasti, Binod	PhD	Instructor	Physics	.25	\$4,066	SUM 2022
R	Nemmers, Adam	PhD	Assist. Prof.	ENGL/M Lang	.25	\$4,710	SUM 2022
R	Ojemeni, Stacey	DNP	Instructor	Nursing	.50	\$9,937	SUM 2022
R	Palmer, Troy	EdD	Instructor	Nursing	.38	\$7,441	SUM 2022
R	Peterman, Keili	MSN	Instructor	Nursing	.44	\$9,392	SUM 2022
R	Posey, Amanda	MS	Instructor	Biology	.17	\$2,624	SUM 2022
R	Pujols, Edgardo	PhD	Assoc. Prof.	Earth/Space Sci.	.50	\$11,846	SUM 2022
R	Pyne, Matthew	PhD	Assoc. Prof.	Biology	.50	\$11,438	SUM 2022
R	Rinker, Martha	PhD	Assist. Prof.	Psychology	.25	\$6,005	SUM 2022
R	Robinson, Linda	PhD	Assoc. Prof	Nursing	..25	\$8,857	SUM 2022
R	Romashetts, Evgeny	PhD	Instructor	Earth/Space Sci.	.17	\$2,715	SUM 2022
R	Schroeder, Nicole	MSN	Instructor	Nursing	.50	\$9,612	SUM 2022
R	Seaman, J.T.	MSN	Instructor	Nursing	.17	\$3,558	SUM 2022
R	Sen, Cengiz	PhD	Assist. Prof	Physics	.50	\$10,675	SUM 2022
R	Silvy, Elizabeth	PhD	Adjunct	Biology	.20	\$3,000	SP 2022
R	Smith, Sarah	PhD	Adjunct	Nursing	.40	\$5,600	SUM 2022
R	Smith, Tad	MS	Adjunct	Soc/SOWK/CJ	.20	\$3,000	SP 2022
R	Smith, Timothy	MS	Adjunct	Computer Science	.20	\$750	SP 2022
R	Sowers, Thomas	PhD	Assoc. Prof.	Political Science	.20	\$4,357	MM 2022
R	Steeley, Bethany	MSN	Instructor	Nursing	.65	\$12,496	SUM 2022
R	Stelly, Karen	MS	Instructor	Earth/Space Sci.	.27	\$4,000	SUM 2022
R	Stewart, Arthur	PhD	Assoc. Prof.	ENGL/M Lang	.25	\$6,447	SUM 2022
R	Tahaney, Craig	JD	Instructor	Political Science	.20	\$4,357	MM 2022
R	Terry, Randall	PhD	Assoc. Prof.	Biology	.50	\$13,317	SUM 2022
R	Theford, Jennifer	MSN	Instructor	Nursing	.59	\$12,421	SUM 2022
R	Thompson, Darin	MA	Instructor	ENGL/ M Lang	.25	\$3,161	SUM 2022
R	Tsado, Lucy	PhD	Assist. Prof.	Soc/SOWK/CJ	.25	\$4,902	SUM 2022
R	Verrill, Lora	MSN	Instructor	Nursing	.25	\$4,807	SUM 2022
R	Wei, Suying	PhD	Assoc. Prof.	Chem/BioChem	.11	\$2,500	SUM 2022
R	White, Kelli	MSN	Instructor	Nursing	.50	\$11,176	SUM 2022
R	Williams, Brian	PhD	Assist. Prof	Political Science	.25	\$5,025	SUM 2022
R	Worley, Robert	PhD	Professor	Soc/SOWK/CJ	..25	\$7,055	SUM 2022
R	Worley, Vidisha	PhD	Assoc. Prof.	Soc/SOWK/CJ	.25	\$5,874	SUM 2022
R	Wright, Lori	MS	Instructor	Soc/SOWK/CJ	.50	\$9,649	SUM 2022

COLLEGE OF BUSINESS

R	Bandyopadhyay, Kakoli	PhD	Professor	SAIS	.25	\$12,424	SUM 2022
R	Bost, Brent	MD	Adjunct	SAIS	.20	\$5,000	SP 2022
R	Bost, Brent	MD	Adjunct	SAIS	.20	\$5,000	SP 2022
R	Burns, Clare	MBA	Instructor	SAIS	.25	\$7,085	SUM 2022
R	Chen, Chunda	PhD	Assoc Prof	BUS	.25	\$11,821	SUM 2022
R	Chen, Chunda	PhD	Assoc Prof	BUS	.25	\$11,821	SUM 2022
N	Cohen, Eric	MBA	Adjunct	SAIS	.20	\$3,500	SP 2022
R	Flosi, Alicen	PhD	Adjunct	BUS	.20	\$4,000	SP 2022
R	Flosi, Alicen	PhD	Adjunct	BUS	.20	\$4,000	SP 2022
R	Fontenot, Dale	MBA	Instructor	SAIS	.25	\$6,545	SUM 2022
R	Fontenot, Dale	MBA	Instructor	SAIS	.25	\$6,545	SUM 2022
R	Mayer, Bradley	PhD	Professor	BUS	.25	\$11,218	SUM 2022
R	McCollough, John	PhD	Assoc Prof	BUS	.25	\$8,777	SUM 2022
R	McCoy, Timothy	PhD	Assoc Prof	SAIS	.25	\$10,130	SUM 2022

R	Nelson, Melinda	MBA	Instructor	SAIS	.25	\$5,000	SUM 2022
R	Rose, David	MBA	Instructor	SAIS	.25	\$5,951	SUM 2022
R	Rose, David	MBA	Instructor	SAIS	.25	\$5,951	SUM 2022
R	Sargsyan, Gevorg	PhD	Assist Prof	SAIS	.25	\$11,194	SUM 2022
R	Tang, Wanwei	MS	Adjunct	BUSI	.20	\$4,000	SP 2022
R	Tang, Wanwei	MS	Adjunct	BUSI	.20	\$4,000	SP 2022
R	Walters, Clint	MBA	Adjunct	SAIS	.20	\$4,000	SP 2022
R	Weeks, Kelly	PhD	Assoc Prof	BUSI	.25	\$9,6979	SUM 2022
N	Whitting, Melaney	JD	Adjunct	BUSI	.20	\$4,000	SUM 2022
R	Zhang, Xiao	PhD	Assist Prof	SAIS	.25	\$10,351	SUM 2022
R	Zimmerman, Ellen	PhD	Instructor	BUSI	.25	\$5,000	SUM 2022

COLLEGE OF EDUCATION & HUMAN DEVELOPMENT

R	Belaire, Christine Ann	PhD	Adjunct	Counseling	.20	\$3,000	SP 2022
R	Bellard, Quentin J		Adjunct	Ed Leadership	.20	\$3,000	SP 2022
	Bosch, Morghan						
R	Elizabeth	EdD	Adjunct	Ed Leadership	.20	\$3,000	SP 2022
N	Brown, Jr. Timothy	PhD	Assist Prof	Counseling	1.0	\$65,000	FALL 2022
R	Chancy, Eric Joseph	PhD	Adjunct	Ed Leadership	.20	\$3,000	SP 2022
				Nutr, Hosp, and			
R	Chen, Jau-Jiin	PhD	Professor	Hum Srvs	.25	\$6,932	SUM 2022
R	Collins, Crystal Janel	PhD	Adjunct	Counseling	.20	\$3,000	SP 2022
R	Collins, Crystal Janel	PhD	Adjunct	Ed Leadership	.20	\$3,000	SP 2022
	Eikenberg, Babette						
N	Metcalfe	EdD	Adjunct	Ed Leadership	.20	\$4,000	SP 2022
	Gauthreaux, Kimberly						
R	Tallent	MS	Clinic Instr	Health & Kine	.50	\$8,083	SUM 2022
N	Georgiadou, Sofia	PhD	Assist Prof	Counseling	1.0	\$65,000	FALL 2022
R	Hestand, Mary Alice	PhD	Adjunct	Ed Leadership	.20	\$3,000	SP 2022
R	Higgs, James Albert	PhD	Adjunct	Ed Leadership	.20	\$3,000	SP 2022
R	Holdiness, Sacky	PhD	Adjunct	Ed Leadership	.20	\$3,000	SP 2022
N	Holmes, Krystin	PhD	Assist Prof	Counseling	1.0	\$65,000	FALL 2022
	Hughes-Lynch, Claire						
R	Elizabeth	PhD	Adjunct	Ed Leadership	.20	\$3,000	SP 2022
	Hughes-Lynch, Claire						
R	Elizabeth	PhD	Adjunct	Ed Leadership	.20	\$3,000	SP 2022
R	Hunter, O'tilia Mernice	PhD	Adjunct	Counseling	.20	\$3,000	SP 2022
	Jones-Trebatoski,						
R	Kathleen Ann	PhD	Adjunct	Ed Leadership	.20	\$3,000	SP 2022
				Nutr, Hosp, and			
R	Killough, Jill E	PhD	Instructor	Hum Srvs	.25	\$6,260	SUM 2022
				Nutr, Hosp, and			
R	Killough, Jill E	PhD	Instructor	Hum Srvs	.24	\$6,300	SUM 2022
				Nutr, Hosp, and			
R	Kimmons, Janice Vance	PhD	Adjunct	Hum Srvs	.20	\$3,000	SP 2022
R	Long, Elizabeth Matheny	DNP	Adjunct	Health & Kine	.20	\$3,500	SP 2022
	McGee Snyder,						
R	Monalisa Maria	PhD	Adjunct	Ed Leadership	.20	\$3,000	SP 2022
	McGough, Kimberly						
R	Jean	PhD	Assist Prof	Counseling	.25	\$5,449	SUM 2022
R	Millmore, Patrick J	PhD	Adjunct	Ed Leadership	.20	\$3,000	SP 2022
R	Mohr, John Darrell	PhD	Adjunct	Ed Leadership	.20	\$3,000	SP 2022
R	Mohr, John Darrell	PhD	Adjunct	Ed Leadership	.20	\$3,000	SP 2022
R	Monachello, Ronald Jay	PhD	Adjunct	Counseling	.20	\$3,000	SP 2022
R	Moore, Alan Delynn	PhD	Assoc Prof	Health & Kine	.25	\$6,306	SUM 2022
	Msengi, Clementine						
R	Mukeshimana	EdD	Prof	Ed Leadership	1.00	\$23,915	SUM 2022
			Visiting Asst				
R	Msengi, Israel Gabriel	EdD	Prof	Health & Kine	.50	\$12,432	SUM 2022
R	Nikuze, Scholastique	PhD	Adjunct	Health & Kine	.20	\$3,000	SUM 2022
	Padovan, Federico						
R	Nicholas	EdD	Adjunct	Ed Leadership	.20	\$3,000	SP 2022
R	Pinter, Erika Michelle	PhD	Adjunct	Ed Leadership	.20	\$3,000	SP 2022

R	Powell, Melanie S	PhD	Adjunct	Ed Leadership	.20	\$3,000	SP 2022
R	Powell, Melanie S	PhD	Adjunct	Ed Leadership	.20	\$3,000	SP 2022
R	Reed, Julene Sue	EdD	Adjunct	Ed Leadership	.20	\$3,000	SP 2022
R	Robinson, Linda	DNP	Adjunct	Health & Kine	0	\$3500	SP 2022
R	Ruiz, Connie Swenson	PhD	Assoc Prof	Nutr, Hosp, and Hum Srvs	.50	\$14,260	SUM 2022
R	Sadik, Suhad	PhD	Adjunct	Counseling	.20	\$3,000	SP 2022
R	Shows, Amy Russell	PhD	Professor	Nutr, Hosp, and Hum Srvs	.50	\$15,860	SUM 2022
R	Simmons, Jennifer	MS	Adjunct	Nutr, Hosp, and Hum Srvs	.20	\$3,000	SP 2022
R	Soileau, Christopher	EdD	Adjunct	Ed Leadership	.20	\$3,000	SP 2022
R	Benton	EdD	Adjunct	Ed Leadership	.20	\$3,000	SP 2022
R	Still, Maridale	EdD	Adjunct	Ed Leadership	.20	\$3,000	SP 2022
R	Titus, Freddie	EdD	Assoc Prof	Teacher Ed	.25	\$6,445	SUM 2022
R	Walker, Gabriela	PhD	Adjunct	Ed Leadership	.20	\$3,000	SP 2022
R	Walker, Gabriela	PhD	Adjunct	Ed Leadership	.20	\$3,000	SP 2022
R	Wallet, Kimberly Ann	PhD	Assoc Prof	Nutr, Hosp, and Hum Srvs	.75	\$20,755	SUM 2022
R	Wood, Jane Earline	PhD	Adjunct	Ed Leadership	.20	\$3,000	SP 2022
N	Yan, Yan	PhD	Assist Prof	Teacher Ed	1.0.0	\$65,000	FALL 2022
R	Ybarra, Barbara	EdD	Adjunct	Ed Leadership	.20	\$4,000	SP 2022

COLLEGE OF ENGINEERING

R	Almallahi, Hussein	MS	Instructor	Elect Engr	.25	\$5,594	SUM 2022
R	Barzegaran, Reza	PhD	Assoc Prof	Elect Engr	.25	\$8,053	SUM 2022
R	Barzegaran, Reza	PhD	Assoc Prof	Elect Engr	.33	\$10,737	SUM 2022
R	Bryant, Duncan	MS	Adjunct	Center Resiliency	.20	\$6,000	SUM 2022
R	Cai, Tianxing	PhD	Assist Prof	Chem Engr	.25	\$7,500	SUM 2022
R	Cai, Tianxing	PhD	Assist Prof	Chem Engr	.25	\$7,500	SUM 2022
R	Curry, James	PhD	Assoc Prof	Indus Engr	.25	\$7,800	SUM 2022
R	Curry, James	PhD	Assoc Prof	Indus Engr	.25	\$8,070	SUM 2022
R	Gossage, John	PhD	Assoc Prof	Chem Engr	.33	\$11,545	SUM 2022
R	Henry, James	PhD	Assist Prof	Chem Engr	.25	\$7,994	SUM 2022
R	Lin, Sy-Chyi	PhD	Assoc Prof	Chem Engr	.49	\$17,500	SUM 2022
R	Lin, Sy-Chyi	PhD	Assoc Prof	Chem Engr	.25	\$8,802	SUM 2022
R	Sayil, Selahattin	PhD	Professor	Elect Engr	.25	\$12,762	SUM 2022
R	Sayil, Selahattin	PhD	Professor	Elect Engr	.33	\$12,088	SUM 2022
N	Stella, Juan	PhD	Post Doc	Center Resiliency	1.0	\$4,500	SP 2022
R	Tcheslavski, Gleb	PhD	Assoc Prof	Elect Engr	.33	\$10,957	SUM 2022
R	Tokgoz, Berna	PhD	Assoc Prof	Indus Engr	.25	\$7,829	SUM 2022
R	Wang, Ruhai	PhD	Professor	Elect Engr	.25	\$9,430	SUM 2022
R	Wang, Ruhai	PhD	Professor	Elect Engr	.25	\$9,430	SUM 2022
R	Zargarzadeh, Hassan	PhD	Assoc Prof	Elect Engr	.25	\$7,895	SUM 2022
R	Zargarzadeh, Hassan	PhD	Assoc Prof	Elect Engr	.25	\$7,372	SUM 2022

COLLEGE OF FINE ARTS & COMMUNICATION

R	Balentine, Byron	MBA	Adjunct	Comm/Media	0.2	\$3,000	SP 2022
R	Benson, Jack	MM	Instructor	Music	.25	\$4,037	SUM 2022
R	Blanton, Linnis	MA	Adjunct	Art/Design	0.2	\$3,000	SP 2022
R	Cathey, Kristyn	MMC	Adjunct	Comm/Media	0.2	\$3,000	SP 2022
R	Coughlan, Andrew	MA	Adjunct	Comm/Media	0.2	\$3,000	SP 2022
R	Dubois, Mary Rachael	MA	Adjunct	Comm/Media	0.2	\$3,000	SP 2022
R	Forcier, Sunnie	MFA	Adjunct	Art/Design	0.2	\$3,000	SP 2022
R	Gomez, Victor	MM	Adjunct	Music	0.135	\$2,700	SP 2022
R	Graham, Catherine	MA	Adjunct	Comm/Media	0.2	\$3,000	SP 2022
R	Graham, Catherine	MA	Adjunct	Comm/Media	0.2	\$3,000	SP 2022
R	Iles, Jennifer	DMA	Adjunct	Music	0.675	\$11,300	SP 2022
N	Kennedy, John	PhD	Adjunct	Deaf Stud/Educ	0.2	\$3,000	SUM 2022
R	Kidd, Dawn	PhD	Adjunct	Deaf Stud/Educ	.20	\$3,000	SUM 2022
R	Kostic, Claire	MM	Adjunct	Music	0.125	\$1,900	SP 2022
N	McAndrew, Michael	DMA	Instructor	Music	1.0	\$54,500	SUM 2022
R	Paulus Maxwell	MM	Adjunct	Music	.17	\$2,800	SP 2022

R	Rissman, Maurice	DMA	Professor	Music	.25	\$8,724	SUM 2022
R	Wells, Sherry	EdD	Adjunct	Comm/Media	0.2	\$3,000	SP 2022
R	Williams, Gordon	BS	Adjunct	Comm/Media	0.2	\$3,000	SP 2022
R	Williams, Kelly	MA	Adjunct	Comm/Media	0.2	\$3,000	SP 2022

LIBRARY

N	Worsham, David	MS	Assist Prof	Library Services	1.0	\$55,000	SUM 2022
---	----------------	----	-------------	------------------	-----	----------	----------

CHANGE OF STATUS

Name	Department	Change of Status	Period
Alm, Jeremy	Arts and Sciences	Appointed to Associate Dean	SUM 2022
Andrei, Stefan	Computer Science	Stepped down as Chair	SUM 2022
Jensen-Vallin, Jacqueline	Mathematics	Appointed to Interim Chair	SUM 2022
Roden, Timothy	Arts and Sciences	Stepped down as Associate Dean	SUM 2022
Zhang, Jing	Computer Science	Appointed to Chair	SUM 2022
Wright, Golden	Theatre and Dance	Appointed to Interim Dean for Fine Arts & Communication	SUM 2022

Sam Houston State University

FACULTY PERSONNEL CHANGES

RESIGNATIONS

1. Baker, Natalie, Associate Professor, Security Studies, effective August 31, 2022.
2. Maynard, Christopher, Professor, History, effective June 15, 2022.
3. Meador, Arwen, Clinical Assistant Professor, Newton Gresham Library, effective May 13, 2022.
4. Reynolds, Amberly, Assistant Professor, Clinical Anatomy, effective April 30, 2022.
5. Votteler, Nancy, Associate Professor, Teaching and Learning, effective August 31, 2022.
6. Whetstone, Crystal, Assistant Professor, Political Science, effective August 31, 2022.

STATUS CHANGES

1. Barker, Maria, Associate Professor and Interim Chair, World Languages and Cultures; to Associate Professor and Chair, World Languages and Cultures, effective June 1, 2022.
2. Didier, Jennifer, Professor and Interim Chair, Kinesiology; to Professor and Chair, Kinesiology, effective May 1, 2022.
3. Stone, Susie, Lecturer, Population Health; to Senior Lecturer, Population Health, effective June 1, 2022.
4. Wallace, Courtney, Lecturer, Population Health; to Senior Lecturer, Population Health, effective June 1, 2022.

NON-REAPPOINTMENTS

1. Balasubramnian, Bhanu, Assistant Professor, Accounting, effective May 31, 2023.
2. Lee, Elizabeth, Assistant Professor, Teaching and Learning, effective May 31, 2023.
3. Shaw, Danny, Assistant Professor, Accounting, effective May 31, 2023.
4. Smith, Regina, Assistant Professor, Teaching and Learning, effective May 31, 2023.

TENURE

1. Jung, Paul, Professor, Mathematics and Statistics, effective September 1, 2022.
2. Mohr, Thomas, Professor, Primary Care and Clinical Medicine, effective September 15, 2022.
3. Mulvey, Philip, Associate Professor, Victim Studies, effective September 1, 2022.
4. Rudes, Danielle, Professor, Criminal Justice and Criminology, effective September 1, 2022.

FACULTY APPOINTMENTS, New (N) and Renewal (R)

NAME	DEG	RANK	DEPARTMENT	%FTE	SALARY	PERIOD
COLLEGE OF ARTS AND MEDIA						
R Backus, Joshua	M.F.A.	Lect.-Pool	Art	0.33	3,962	3 2022
R Borse, Rasika	M.F.A.	Lect.-Pool	Dance	0.25	3,002	3 2022
R Davis, Colin	Ph.D.	Lect.-Pool	Music	0.25	3,002	3 2022
R Freeman, Fredric	M.S.	Lect.-Pool	Art	0.33	3,962	3 2022
R Garrett, Erika	M.F.A.	Lect.-Pool	Art	0.33	1,981	2 2022
R Marcontell, Russell	M.F.A.	Lect.-Pool	Art	0.33	3,962	3 2022
R Martinez, Aaron	M.M.	Lect.-Pool	Music	0.50	6,003	3 2022
R McLaughlin, John	B.F.A.	Lect.-Pool	Mass Comm.	0.25	5,000	2 2022
R Ramsay, Patricia	M.F.A.	Lect.-Pool	Art	0.25	1,501	2 2022
R Robertson, Jamie	M.F.A.	Lect.-Pool	Art	0.33	3,962	3 2022
R Weintraub, Michelle	M.F.A.	Lect.-Pool	Art	0.25	3,002	3 2022
R Willis, Martha	M.A.	Lect.-Pool	Art	0.25	3,002	3 2022
COLLEGE OF BUSINESS ADMINISTRATION						
R Meacham, Jeramy	Ph.D.	Lect.-Pool	Mngt., Mrkt. & Info	0.75	21,006	3 2022
R Mehta, Gurinderjit	Ph.D.	Lect.-Pool	Gen. Bus. & Fnce	0.50	7,833	3 2022
COLLEGE OF CRIMINAL JUSTICE						
R Booker, James	Ph.D.	Lect.-Pool	Victim Studies	0.25	3,000	3 2022
R Griffin, Amber	M.S.	Lect.-Pool	Criminal Justice	0.25	3,000	3 2022
R Kawucha, Soraya	Ph.D.	Lect.-Pool	Criminal Justice	0.25	1,500	2 2022
R Kukua, Diana	M.S.	Lect.-Pool	Criminal Justice	0.25	3,000	3 2022
R Lancaster, Linda	Ph.D.	Lect.-Pool	Criminal Justice	0.50	6,000	3 2022
R Lunsford, Kevin	B.S.	Lect.-Pool	Criminal Justice	0.25	1,500	2 2022
N Mulvey, Philip	Ph.D.	Assoc. Prof	Victim Studies	1.00	92,502	FY2022
R Price, Rebecca	M.S.	Lect.-Pool	Criminal Justice	0.50	6,000	3 2022
R Root, Carl	Ph.D.	Lect.-Pool	Criminal Justice	0.50	6,000	3 2022
N Rudes, Danielle	Ph.D.	Professor	Criminal Justice	1.00	115,002	FY2022
R Serna, Xavier	Ph.D.	Lect.-Pool	Criminal Justice	0.25	1,500	2 2022
R Tumlinson, David	M.S.	Lect.-Pool	Criminal Justice	0.25	3,000	3 2022
COLLEGE OF EDUCATION						
R Bermea, Gabriel	Ed.D.	Lect.-Pool	Ed. Leadership	0.25	3,002	3 2022
R Borg, Susan	Ed.D.	Lect.-Pool	Ed. Leadership	0.50	9,012	3 2022
N Byars, Shanika	M.S.E.	Lect.-Pool	Ed. Leadership	0.50	6,003	3 2022
N Cade, Rochelle	Ph.D.	Lect.-Pool	Counselor Ed.	0.50	6,003	3 2022
R Fiaschetti, Carolyn	Ed.D.	Lect.-Pool	Ed. Leadership	0.25	3,002	3 2022
R Gupta, Pooja	Ed.D.	Lect.-Pool	Teaching & Lrng	0.50	6,003	3 2022
R Harkrider, Timothy	Ed.D.	Lect.-Pool	Ed. Leadership	0.25	3,002	3 2022
R Harris, La Tracy	Ed.D.	Lect.-Pool	Ed. Leadership	0.25	3,002	3 2022
R Jefferson, Patrick	Ed.D.	Lect.-Pool	Ed. Leadership	0.25	3,002	3 2022
N Jorgensen, Maribeth	Ph.D.	Assoc. Prof	Counselor Ed.	1.00	70,002	FY2022
R Klammer, Elizabeth	Ed.D.	Lect.-Pool	Ed. Leadership	0.25	3,002	3 2022
R Moore, Kimberly	M.S.	Lect.-Pool	Teaching & Lrng	0.25	3,002	3 2022

R	Pagels, Jill	Ed.D.	Lect.-Pool	Teaching & Lrng	0.50	6,003	3 2022
R	Pariseau, Matthew	Ed.D.	Lect.-Pool	Ed. Leadership	0.25	3,002	3 2022
R	Perzan-Wooderson, Melinda	Ed.D.	Lect.-Pool	Ed. Leadership	0.25	3,002	3 2022
N	Petty, Benjamin	Ed.D.	Lect.-Pool	Ed. Leadership	0.25	3,002	3 2022
N	Simon, Tiffany	Ph.D.	Assist. Prof	Counselor Ed.	1.00	64,008	FY2022
R	Smith-Edwards, Beverly	Ph.D.	Lect.-Pool	Library Sci. & Tech.	1.00	12,006	3 2022
R	Taylor, Shannon	Ed.D.	Lect.-Pool	Ed. Leadership	0.50	6,003	3 2022

COLLEGE OF HEALTH SCIENCES

R	Beatty, Lindsey	M.S.N.	Lect.-Pool	Nursing	0.50	11,001	3 2022
R	Duckett, Vania	M.P.A.	Lect.-Pool	Population Hlth	0.50	3,377	3 2022
N	Hernandez, Mayrena	Ph.D.	Assist. Prof	Kinesiology	1.00	72,000	FY2022
R	Jarrell, Angela	Ph.D.	Lect.-Pool	Nursing	0.50	11,001	3 2022
R	Jordan, Magen	MPH	Lect.-Pool	Population Hlth	0.25	3,377	3 2022
R	Runyan, Jack	Ph.D.	Lect.-Pool	Population Hlth	0.25	5,063	3 2022
R	Weimer, Susan	M.S.	Lect.-Pool	Nursing	0.50	11,001	3 2022

COLLEGE OF HUMANITIES AND SOCIAL SCIENCES

R	Boyle, Michael	Ph.D.	Lect.-Pool	Psy. & Philosophy	0.25	3,000	3 2022
R	Brown, Crystal	M.A.	Lect.-Pool	Sociology	0.25	3,000	3 2022
N	Crawford, Nicholas	Ph.D.	Assist. Prof	History	1.00	58,014	FY2022
N	Garner, Emily	M.A.	Lecturer	Psy. & Philosophy	1.00	45,000	FY2022
R	McDaniel, Ian	Ph.D.	Lect.-Pool	Psy. & Philosophy	0.50	6,000	3 2022
R	Smith, Treston	M.A.	Lect.-Pool	Psy. & Philosophy	0.50	6,000	3 2022

COLLEGE OF SCIENCE AND ENGINEERING TECHNOLOGY

R	Bullion, Alisha	M.S.	Lect.-Pool	Ag. Sciences	0.50	7,506	3 2022
R	Franks, Kristie	M.S.	Lect.-Pool	Ag. Sciences	1.00	13,500	3 2022
N	Jung, Paul	Ph.D.	Prof/Dpt.Chr	Mth. & Statistics	1.00	119,412	FY2022
R	Martinez, Rafael	M.S.	Lect.-Pool	Ag. Sciences	0.50	3,000	2 2022
R	Rabe, Christopher	M.S.	Lect.-Pool	Engineering Tech.	0.75	10,751	3 2022
R	Reynolds, Chad	M.S.	Lect.-Pool	Ag. Sciences	1.00	12,000	3 2022
R	Scasta, Jennifer	M.S.	Lect.-Pool	Ag. Sciences	0.25	1,500	2 2022
R	Shannon, Joseph	Ph.D.	Lect.-Pool	Ag. Sciences	0.25	1,500	2 2022
R	Stewart, Christopher	M.S.	Lect.-Pool	Ag. Sciences	0.25	3,000	3 2022
R	Taylor, Bart	M.Ed.	Lect.-Pool	Engineering Tech.	0.25	1,751	2 2022
N	Victoria, Maureen	M.S.	Lect.-Pool	Ag. Sciences	0.50	3,000	2 2022
R	Waugh, Terrence	Ph.D.	Lect.-Pool	Engineering Tech.	0.50	7,500	3 2022
R	Wilson, Marsha	M.B.A.	Lect.-Pool	Ag. Sciences	0.25	3,375	3 2022
N	Yang, Euijin	M.S.	Assist. Prof	Engineering Tech.	1.00	81,000	FY2022

NEWTON GRESHAM LIBRARY

N	Porter, Brett	M.S.	Assist. Prof	Library Tech. Svcs	1.00	50,016	FY2022
---	---------------	------	--------------	--------------------	------	--------	--------

Sul Ross State University

FACULTY PERSONNEL CHANGES

RESIGNATIONS

1. Harveson, Patricia, Professor, Natural Resource Management, effective January 31, 2022
2. Gil, Eva, Assistant Professor of Theatre, Fine Arts and Communications, effective May 23, 2022
3. Acevedo, Ana, Assistant Professor of Spanish, Languages and Literature, effective May 31, 2022

RETIREMENTS

1. Case, Jimmy, Professor of Political Science, Behavioral and Social Sciences, effective May 31, 2022
2. Wilson, Timothy, Professor, Education, effective May 31, 2022
3. Russell, Todd, Professor, Education, effective May 31, 2022

LEAVE OF ABSENCE

None to report.

NON-REAPPOINTMENTS

None to report.

CHANGES IN STATUS

1. Rodriguez, Diana, Chair and Assistant Professor to Assistant Professor, Education, effective June 1, 2022

PROMOTION TO ASSOCIATE PROFESSOR

None to report.

PROMOTION TO PROFESSOR

None to report

TENURE

1. Rodriguez, Diana, Assistant Professor of Education, effective September 2022

TERMINAL CONTRACTS

None to report.

FACULTY APPOINTMENTS, New (N) and Renewal (R)

	NAME	DEG	RANK	DEPARTMENT	FTE	SALARY	PERIOD
COLLEGE OF AGRICULTURE & NATURAL RESOURCE SCIENCES							
	Carbonel-Mason,						
N	Wilhemina	M.S.N.	Lecturer	Nursing	.2	\$420	Sum I 2022
R	Haskins, Tara	D.N.P.	Lecturer	Nursing	.13	\$4,200	Sum I 2022
N	Jackson, Dorothy	Ph.D.	Lecturer	Nursing	1	\$4,200	Sum I 2022
N	Laird, Adrienne		Lecturer	Nursing	.07	\$4,200	Sum I 2022
N	McDonald, Violita		Lecturer	Nursing	.07	\$4,200	Sum I 2022
COLLEGE OF LITERATURE, ARTS & SOCIAL SCIENCES							
	None to report.						
COLLEGE OF EDUCATION AND PROFESSIONAL STUDIES							
				Kines. & Human			
R	Maestas, Alonzo	M.S.	Lecturer	Performance	.2	\$2,130	Sum I 2022
R	Medellin, Raul	Ed.D.	Lecturer	Education	.4	\$4,260	Sum I 2022
DEL RIO, EAGLE PASS, AND UVALDE CAMPUSES							
	Barcena,						
R	Rosalinda	M.Ed.	Lecturer	Education	.2	\$1,065	Sum I 2022
R	Baulch, Clay	Ph.D.	Lecturer	Humanities	.2	\$1,704	Sum I 2022
N	Garcia-Williams	M.Ed.	Lecturer	Education	.2	\$2,130	Sum I 2022
				Nat. & Behav.			
R	Gonzalez, Sergio	J.D.	Lecturer	Sciences	.4	\$4,260	Sum I 2022
	Guerrero-						
R	Rodriguez, Gloria	M.Ed.	Lecturer	Education	.4	\$4,260	Sum I 2022
N	Mendoza, Victoria	M.Ed.	Lecturer	Education	.4	\$4,260	Sum I 2022
				Nat. & Behav.			
N	Rivers, Kathleen	M.A.	Lecturer	Sciences	.2	\$2,130	Sum I 2022
N	Short, Glenn	M.Ed.	Lecturer	Education	.2	\$426	Sum I 2022

TEXAS STATE UNIVERSITY

FACULTY PERSONNEL CHANGES

DEATH

1. None to report.

LEAVE OF ABSENCE

1. Hewitt, Ashley N., Assistant Professor, Criminal Justice and Criminology, effective Fall 2022 and Spring 2023.
2. Schmidt Passos, Eduardo, Lecturer, Political Science, effective Fall 2022 and Spring 2023.

NON-REAPPOINTMENT

1. Fraser, Melissa A., Assistant Professor, Health and Human Performance, effective May 31, 2023.
2. Henke, Trent S., Assistant Professor, Accounting, effective May 31, 2023.

CHANGES IN STATUS

1. Bezner, Janet R., from Professor and Chair, Physical Therapy, to Professor and Chair, Physical Therapy and Associate Dean, College of Health Professions, effective May 1, 2022.
2. Billingsley, Glenna M., from Associate Professor, Curriculum and Instruction, to Associate Professor and Interim Chair, Curriculum and Instruction, effective July 11, 2022.
3. Devine, Jennifer A., from Associate Professor, Geography and Environmental Studies, to Associate Professor, Geography and Environmental Studies and Associate Dean, College of Liberal Arts, effective March 1, 2022.
4. Erhart, Beth, from Professor, Anthropology, to Professor, Anthropology and Associate Dean, College of Liberal Arts, effective July 1, 2022.
5. Pizzini, Wilhelmina J., from Professor, Accounting to Professor and Interim Chair, Accounting, effective September 1, 2022.
6. Sellers, Christine S., from Professor, Criminal Justice and Criminology, to Interim Director and Professor, Criminal Justice and Criminology, effective July 2, 2022.
7. Trad, Megan L., from Professor and Interim Program Chair, Radiation Therapy to Professor and Chair, Radiation Therapy, effective July 1, 2022.
8. William, Ronald D., Jr., from Professor, Health and Human Performance to Professor and Chair, Health and Human Performance, effective June 13, 2022.

RESIGNATION

1. Bishop, Nicholas J., Assistant Professor, Family and Consumer Sciences, effective August 14, 2022.
2. De Nadai, Alessandro S., Assistant Professor, Psychology, effective July 31, 2022.
3. Domsch, Celeste A., Regents' Teacher and Professor, Communication Disorders, effective May 31, 2022.
4. Novak II, Richard A., Assistant Professor, Music, effective May 31, 2022.
5. Mahalingappa, Laura J., Associate Professor, Curriculum and Instruction, effective August 22, 2022.
6. Perez-Brena, Norma J., Associate Professor, Family and Consumer Sciences, effective August 14, 2022.
7. Polat, Nihat, Professor and Chair, Curriculum and Instruction, effective July 31, 2022.
8. Souza, Omari A., Assistant Professor, Art and Design, effective August 15, 2022.
9. Vanegas, Sandra B., Assistant Professor, Social Work, effective June 30, 2022.
10. Wesley, Nicole L., Associate Professor, Theatre and Dance, effective July 14, 2022.

RETIREMENT

1. Alley, Debbie R., Professor, Theatre and Dance, effective January 15, 2023.
2. Day, Susan B, Associate Dean, College of Liberal Arts, effective August 1, 2022.
3. Fisk, Raymond P., Professor, Marketing, effective August 31, 2022.
4. Margerison, Jr., Kenneth H., Professor, History, effective August 31, 2022.
5. Montgomery, Rebecca, Professor, History, effective January 15, 2023.
6. Rao, Sandhya, Professor, Journalism and Mass Communication, effective August 31, 2022.
7. Rechner, Paula L., Professor and Chair, Management, effective August 31, 2022.
8. Smith, LeAnne, Professor, Theatre and Dance, effective May 31, 2022.
9. Welborn, Ruth B., Dean, College of Health Professions, effective May 31, 2023.

APPOINTMENT WITH TENURE

1. Liu, Haiyong, Professor, Finance and Economics, effective August 1, 2022.
2. Miller, Kevin C., Professor of Health and Human Performance, effective September 1, 2022.

FACULTY APPOINTMENTS, New (N) and Renewal (R)

NAME	DEG	RANK	DEPARTMENT	%FTE	SALARY	PERIOD
COLLEGE OF APPLIED ARTS						
N Carrera, Lillianna	Ph.D.	Lecturer	Organization, Workforce, and Leadership Studies	.20	4,000.00	SSI
R Fuller, Noel A.	M.S.I.S.	Lecturer	Organization, Workforce, and Leadership Studies	.20	3,500.00	SSI
N Nuño, Lidia	Ph.D.	Assoc. Prof.	Criminal Justice and Criminology	1.00	92,500.00	2022-2023
R Phillips, Farya	Ph.D.	Lecturer	Family and Consumer Sciences	.20	5,000.00	SSI
N Shamrova, Daria	Ph.D.	Asst. Prof.	Social Work	1.00	69,500.00	2022-2023
R Wiley, Jr., Richard	M.S.W.	Lecturer	Social Work	.20	4,000.00	SSI
R Youens, Christina	M.S.	Sr. Lecturer	Family and Consumer Sciences	.25	5,000.01	SSI-SSI
R Youens, Christina	M.S.	Sr. Lecturer	Family and Consumer Sciences	1.00	60,000.03	2022-2023
MCCOY COLLEGE OF BUSINESS ADMINISTRATION						
R Evans, Mark W.	M.S.	Lecturer	Management	.20	4,500.00	SSI
N Giacalone, Robert	Ph.D.	Professor	Management	1.00	220,000.00	2022-2023
R Jaeger, Amy D.	M.B.A.	Lecturer	Management	.20	4,500.00	SSI
N Liu, Haiyong	Ph.D.	Professor	Finance and Economics	1.00	196,000.00	2022-2023
N Marek, Elissa U.	Ph.D.	Asst. Prof.	Finance and Economics	1.00	93,000.00	2022-2023
N McDowell, William	Ph.D.	Professor	Management	1.00	225,000.00	2022-2023
R Morgan, Byron	Ph.D.	Lecturer	Management	.40	9,000.00	SSI-SSI
R Rose, Dennis V.	M.B.A.	Lecturer	Management	.20	4,000.00	SSI
R Trinidad, Jose	Ph.D.	Asst. Prof. Emeritus	Finance and Economics	.20	4,725.00	SSI
N Waddingham, Jacob A.	M.B.A.	Asst. Prof.	Management	1.00	130,000.00	2022-2023
R Wilhelm, Justin	M.Acy.	Lecturer	Accounting	.20	7,725.00	SSI
R Zigrossi, Sam J.	M.B.A.	Lecturer	Management	.20	4,500.00	SSI
R Zihagh, Fereshteh	Ph.D.	Asst. Prof.	Marketing	1.00	135,000.00	2022-2023
COLLEGE OF EDUCATION						
R Borden, Callie R.	M.Ed.	Lecturer	Curriculum and Instruction	.40	7,000.00	SSI-SSI
R Coupe, Megan C.	M.Ed.	Lecturer	Curriculum and Instruction	.40	7,000.00	SSI
N Davis, Dionne L.	Ph.D.	Asst. Prof.	Counseling, Leadership, Adult Education, and School Psychology	1.00	72,000.00	2022-2023
R Dussler III, Marcus	Ph.D.	Lecturer	Health and Human Performance	.20	4,000.00	SSI-SSI
R Meaney, Karen S.	Ed.D.	Professor	Health and Human Performance	.50	55,852.38	2022-2023
R Murphy, Caitlin B.	M.Ed.	Lecturer	Curriculum and Instruction	.20	4,000.00	SSI
R Stephens, Elizabeth C.	Ed.D.	Prof. Emeritus	Curriculum and Instruction	.40	8,000.00	SSI
R Weese, Jessica E.	M.S.	Lecturer	Health and Human Performance	.20	3,500.00	SSI-SSI
R Willmann, Amanda	Ph.D.	Lecturer	Curriculum and Instruction	.20	3,500.00	SSI-SSI
N Zhu, Yidan	Ph.D.	Asst. Prof.	Counseling, Leadership, Adult Education, and School Psychology	1.00	72,500.00	2022-2023
COLLEGE OF FINE ARTS AND COMMUNICATION						
R Burns, Trad A.	B.F.A.	Assoc. Prof. of Practice	Theatre and Dance	1.00	70,000.02	2022-2023
N Catano, Julio	B.F.A.	Asst. Prof. of Practice	Theatre and Dance	1.00	60,000.03	2022-2023
R Colombik, Roger	M.F.A.	Professor	Art and Design	.50	50,499.41	2022-2023
R Costello, J. Michael	M.F.A.	Professor	Theatre and Dance	.50	43,830.18	2022-2023
N Dominguez, Hayat	M.F.A.	Lecturer	Theatre and Dance	1.00	50,000.04	2022-2023

R	Jenkins, Kevin C.	Ph.D.	Asst. Prof.	Art and Design	1.00	61,000.00	2022-2023
R	Marcus, Dwight L.	M.A.	Lecturer	Theatre and Dance	.20	4,000.00	SSI
R	Montgomery, Ryan	M.F.A.	Lecturer	Art and Design	.20	3,500.00	SSI
R	Penn, Beverly	M.F.A.	Professor	Art and Design	.50	48,596.58	2022-2023
R	Rodriguez, Melissa D.	M.A.	Lecturer	Theatre and Dance	.20	3,500.00	SSI
R	Smith, LeAnne	M.F.A.	Professor	Theatre and Dance	.50	49,187.25	2022-2023
N	Sullivan, Todd E.	Ph.D.	Professor	Music	1.00	160,000.00	2022-2023
N	Thomas, Beth A.	Ph.D.	Assoc. Prof.	Art and Design	1.00	142,000.00	2022-2023

COLLEGE OF HEALTH PROFESSIONS

N	Berner, Patrick	D.P.T.	Lecturer	Physical Therapy	.20	8,000.00	SSI-SSI
R	Boysen, Sara D.	M.H.I.M.	Lecturer	Health Information Management	.20	4,000.00	SSI-SSI
R	Galles, Michelle A.	D.N.P.	Lecturer	St. David's School of Nursing	.20	13,000.00	SSI-SSI
N	Howard, Deborah	M.Ed.	Clinical Assoc. Prof.	Health Information Management	1.00	77,499.99	2022-2023
R	Lorenz, James G.	D.P.T.	Lecturer	Physical Therapy	.20	1,500.00	SSI-SSI
R	Lowry, Wendy W.	M.S.N.	Lecturer	St. David's School of Nursing	.20	6,000.00	SSI-SSI
R	McMahon, Shannon L.	M.S.N.	Lecturer	St. David's School of Nursing	.20	6,000.00	SSI-SSI
R	Messinger, Catherine J.	D.N.P.	Clinical Assoc. Prof.	St. David's School of Nursing	1.00	33,333.33	SSI-SSII
R	Messinger, Catherine J.	D.N.P.	Clinical Assoc. Prof.	St. David's School of Nursing	1.00	100,000.00	2022-2023
N	Pradhan, Rohit	Ph.D.	Assoc. Prof.	Health Administration	1.00	90,168.00	2022-2023
R	Schenck, Jacquelyn A.	M.S.R.C.	Clinical Lecturer	Respiratory Care	.40	7,000.00	SSI-SSI
R	Taylor, Anne M.	M.B.A.	Lecturer	Radiation Therapy	.20	5,000.00	SSI-SSI
R	Worden, Kristin K.	M.S.	Lecturer	St. David's School of Nursing	.20	13,000.00	SSI-SSI

COLLEGE OF LIBERAL ARTS

N	Banta, Emily M.	Ph.D.	Asst. Prof.	English	1.00	68,000.00	2022-2023
R	Cross, Anthony M.	Ph.D.	Asst. Prof.	Philosophy	1.00	64,000.00	2022-2023
N	Dyck, Denae R.	Ph.D.	Asst. Prof.	English	1.00	65,000.00	2022-2023
N	Garza, Elena M.	B.A.	Lecturer	Political Science	.20	4,500.00	SSI
N	Han, Su Y.	Ph.D.	Asst. Prof.	Geography and Environmental Studies	1.00	70,000.00	2022-2023
N	Jacobowitz, Seth	Ph.D.	Asst. Prof.	World Languages and Literatures	1.00	66,000.00	2022-2023
R	Johnson, Susan J.	Ph.D.	Lecturer	Political Science	.20	4,500.00	SSI-SSI
R	Martin, Walter C.	J.D.	Lecturer	Political Science	.20	4,500.00	SSI-SSI
N	Rogers, Megan L.	Ph.D.	Asst. Prof.	Psychology	1.00	83,000.00	2022-2023
R	Torres, Isaac A.	Ph.D.	Lecturer	Center for Diversity and Gender Studies	.20	4,000.00	SSI
R	Villarreal, Aimee	Ph.D.	Asst. Prof.	Anthropology	1.00	80,000.00	2022-2023
N	Villarreal, Aimee	Ph.D.	Asst. Prof.	Anthropology	1.00	6,666.66	SSI

COLLEGE OF SCIENCE AND ENGINEERING

R	Arowojolu, Olaniyi	Ph.D.	Lecturer	Ingram School of Engineering	.20	\$6,500.00	SSI
N	Ebrahimi, Khosrow	Ph.D.	Asst. Prof. of Practice	Ingram School of Engineering	1.00	87,500.00	2022-2023
N	Ellis, Brittney M.	M.S.	Asst. Prof.	Mathematics	1.00	74,000.00	2022-2023
N	Espinoza, Wilson	Ph.D.	Asst. Prof.	Engineering Technology	1.00	85,000.00	2022-2023
N	Gutierrez, Carlos	Ph.D.	Asst. Prof. of Practice	Ingram School of Engineering	1.00	87,500.00	2022-2023
R	Healey, Vivian O.	Ph.D.	Asst. Prof.	Mathematics	1.00	74,000.00	2022-2023
N	Jacobs, Michael I.	Ph.D.	Asst. Prof.	Chemistry and Biochemistry	1.00	76,000.00	2022-2023

N	Kay, Danae N.	M.S.	Lecturer	Ingram School of Engineering	1.00	68,300.00	2022-2023
N	Lee, Christine Ruey Shan	Ph.D.	Asst. Prof.	Mathematics	1.00	75,000.00	2022-2023
N	Rathore, Heena	Ph.D.	Asst. Prof.	Computer Science	1.00	105,000.00	2022-2023
R	Sharp, Daniel D.	M.S.	Lecturer	Engineering Technology	.20	4,500.00	SSI
R	Talley, Austin B.	Ph.D.	Asst. Prof. of Practice	Ingram School of Engineering	1.00	87,500.00	2022-2023
N	Wang, Lu	Ph.D.	Asst. Prof.	Computer Science	1.00	100,000.00	2022-2023

LAMAR INSTITUTE OF TECHNOLOGY
August 2022

FACULTY PERSONNEL CHANGES

ADDITIONS

1. Johnson, Matthew, M.S., Instructor I, effective 09/01/2022
2. Parvin, Yazdi, Ph.D., Instructor I, effective 09/01/2022
3. Daleo, Melanie, M.S., Instructor I, effective 09/01/2022
4. Jones, Robert, A.A.S., Instructor I, effective 09/01/2022

RESIGNATIONS

1. Stanley, Cherie, M.S., Instructor I, effective 05/31/2022

RETIREMENTS

1. None

LEAVE OF ABSENCE

1. Sandusky, Renee, Instructor I, effective 01/10/2022

NON-REAPPOINTMENTS

1. None to Report

CHANGES IN STATUS/TITLE

1. None to Report

WITH TENURE

1. None to Report

PROMOTION

1. None to Report

SUMMER 2022 FACULTY NOT REPORTED PREVIOUSLY

FACULTY APPOINTMENTS, New (N) and Renewal (R)

Name	Degree	Rank	Program	FTE	Salary	Period
ALLIED HEALTH AND SCIENCES						
R Adams, Mark	A.A.S.	Adjunct	Sonography	.28	\$6,930	Sum III
R Barron, Bryan	D.C.	Instr. II	Biology	.25	\$6,480	Sum II
R Barrow, Brenda	M.Ed.	Instr. IV	Radiology	.48	\$16,669	Sum II
R Bland, Lisa	A.A.S.	Adjunct	Radiology	.08	\$1,418	Sum III
R Boland, Deena	B.S.	Instr. I	Sonography	.23	\$6,120	Sum III
R Carpenter, Dave	DDS	Adjunct	Dental Hygiene	.07	\$1,500	Sp. 2022
R Cobb, Tena	A.A.S.	Instr. II	Health Info	.25	\$6,300	Sum I

R	Cross, Deborah	B.S.	Adjunct	Health Info	.08	\$1,980	Sum I
R	Cross, Deborah	B.S.	Adjunct	Health Info	.25	\$6,300	Sum III
R	Daleo, Melanie	M.S.	Adjunct	Biology	.25	\$6,480	Sum I
R	DeRanieri, Dianne	A.A.S.	Instr. II	Sonography	.40	\$10,080	Sum III
R	Dupuis, Nichole	A.A.S.	Adjunct	Radiology	.33	\$6,143	Sum III
R	Falcone, Della	A.A.S.	Adjunct	Radiology	.33	\$6,143	Sum III
R	Flynn, Casey	A.A.S.	Instr. I	Respiratory	.50	\$9,450	Sum III
R	Grass, Connie	D.C.	Vis.Fac.	Biology	.25	\$6,480	Sum I
R	Gregory, Larry	B.S.	Adjunct	SCIT	.13	\$3,240	Sum II
R	Green, Samantha	M.P.H.	Instr. II	Radiology	.43	\$8,033	Sum III
R	Harvey, Sarah	A.A.S.	Adjunct	Respiratory	.35	\$6,615	Sum III
R	Johnson, Gina	A.A.S.	Instr. III	Radiology	.43	\$8,033	Sum III
R	Jones, Kevin	A.A.S.	Adjunct	Respiratory	.35	\$6,615	Sum III
R	Lanoué, Stephanie	M.A.	Adjunct	Biology	.25	\$6,480	Sum II
R	Lundy, Hailey	A.A.S.	Adjunct	Radiology	.33	\$6,143	Sum III
R	Mann, Melissa	A.A.S.	Instr. II	Sonography	.38	\$15,907	Sum III
N	Mccandless, Jennifer	A.A.S.	Adjunct	Respiratory	.30	\$5,670	Sum III
R	McKinley, Cynthia	B.A.A.S.	Instr. IV	Respiratory	.33	\$19,715	Sum III
R	Mendoza, Kristina	DDS	Instr. I	Dental Hygiene	.13	\$3,330	Sum II
R	Nance, Sheryl	B.A.A.S.	Instr. IV	Radiology	.18	\$3,308	Sum III
R	Neal, Bryan	B.S.	Instr. I	Physics	.13	\$3,600	Sum III
R	Rashall, Stacey	A.A.S.	Instr. I	Respiratory	.50	\$9,450	Sum III
R	Stimson, Olivia	A.A.S.	Adjunct	Respiratory	.35	\$6,615	Sum III
R	Stinebrickner, Lacy	A.A.S.	Instr. II	Sonography	.30	\$16,228	Sum III
R	Taylor, Stacy	A.A.S.	Instr. III	Respiratory	.43	\$17,536	Sum III
R	Thornton, Griselda	A.A.S.	Instr. I	Radiology	.60	\$11,340	Sum I
R	Tuguta, Fadhili	M.S.	Instr. I	Biology	.25	\$5,400	Sum I
R	Tuguta, Fadhili	M.S.	Instr. I	Biology	.13	\$3,240	Sum II
R	Waldrep, Staci	M.S.	Instr. IV	Health Info	.10	\$12,905	Sum II
R	Wehmeyer, Danielle	M.Ed.	Adjunct	Biology	.25	\$0.00	Sp. 2022
N	Whisenhunt, Dusty	A.A.S.	Adjunct	Respiratory	.35	\$6,615	Sum III

BUSINESS TECHNOLOGY

R	Arnold, Lauri	M.A.	Instr. III	CPMT	.18	\$2,160	Sum III
R	Carson, Sharon	M.Ed.	Instr. II	BCIS	.08	\$2,160	May Mini
R	Carson, Sharon	M.Ed.	Instr. II	BCIS	.15	\$4,320	Sum II
R	Hudnall, Stephen	A.A.S.	Instr. II	Real Estate	.15	\$4,320	Sum I
R	Hudnall, Stephen	A.A.S.	Instr. II	Real Estate	.15	\$4,320	Sum II

N	Johnson, Matthew	M.S.	Adjunct	Economics	.15	\$4,320	Sum III
R	Joiner, Susan	M.S.	Adjunct	Business	.08	\$2,160	Sum III
R	Jones, Tamalla	M.B.A.	Instr. I	Accounting	.18	\$5,040	Sum III
R	Siau, Tina	M.A.	Adjunct	BCIS	.15	\$4,320	Sum I
R	Stanley, Cherie	M.S.	Adjunct	Comp. Network	.08	\$2,160	Sum III

GENERAL EDUCATION & DEVELOPMENTAL STUDIES

R	Abedelwah, Widad	M.Ed.	Instr. II	Math	.08	\$6,480	Sum II
R	Allen, Karol	M.A.	Adjunct	English	.08	\$1,440	Sp. 2022
				College			
R	Allen, Karol	M.A.	Adjunct	Success	.08	\$2,160	Sum I
R	Allen, Karol	M.A.	Adjunct	Dori	.03	\$1,440	Sum II
R	Bates, Christopher	M.P.A.	Adjunct	Government	.08	\$2,160	Sum II
R	Bates, Christopher	M.P.A.	Adjunct	Government	.08	\$2,160	Sum III
R	Blain, Joyce	M.A.	Adjunct	English	.08	\$2,160	Sum I
R	Brown, Cheylyn	M.A.	Adjunct	English	.08	\$2,160	Sum II
R	Burnside, Donna	M.A.	Instr. I	Speech	.08	\$2,160	Sum I
R	Cathey, Kristyn	M.A.	Adjunct	Speech	.08	\$2,160	May Mini
R	Cathey, Kristyn	M.A.	Adjunct	Speech	.08	\$2,160	Sum II
R	Cathey, Kristyn	M.A.	Adjunct	Speech	.08	\$2,160	Sum III
R	Celeste, Renee	M.A.	Adjunct	History	.08	\$720	Sum II
R	Celeste, Renee	M.A.	Instr. I	History	.15	\$4,320	Sum III
R	Cobb, Joshua	M.A.	Instr. I	Speech	.08	\$2,160	Sum I
R	Corbin, Bryan	Ed.D.	Adjunct	Speech	.08	\$2,160	Sum II
R	Courmier, Sharon	M.A.	Adjunct	History	.08	\$2,160	Sum I
R	Courmier, Sharon	M.A.	Adjunct	English	.08	\$720	Sum II
R	Culbertson, Pat	B.A.A.S.	Adjunct	Dev. Writing	.08	\$1,440	Sum II
R	Culbertson, Robert	D.M.A.	Adjunct	Humanities	.08	\$2,160	Sum I
R	De la Rosa, Alfred	M.S.	Instr. III	Math	.08	\$5,040	Sum II
R	Garza, Andrew	M.S.	Instr. I	Psychology	.15	\$4,320	Sum III
R	Galloway, Chelsey	M.A.	Adjunct	English	.08	\$2,160	Sum I
R	Galloway, Chelsey	M.A.	Adjunct	English	.08	\$2,160	Sum II
R	Greer, Brandon	M.F.A.	Vis. Fac.	English	.08	\$2,160	Sum I
R	Greer, Brandon	M.F.A.	Vis. Fac.	English	.08	\$2,160	Sum III
R	Henry, Bradd	M.Ed.	Instr. II	Math	.08	\$2,160	Sum I
R	Jung, David	M.A.	Adjunct	Sociology	.08	\$2,160	Sum I
R	Jung, David	M.A.	Adjunct	Sociology	.15	\$4,320	Sum II
R	Knox, Donald	Ph.D.	Adjunct	Psychology	.08	\$2,160	Sum I
R	Knox, Donald	Ph.D.	Adjunct	Hist. & Psych	.15	\$4,320	Sum II
R	Marshall, Vicki	Ed.D.	Instr. I	English	.15	\$4,320	May Mini

R	Marshall, Vicki	Ed.D.	Instr. I	English	.18	\$5,040	Sum I
R	Marshall, Vicki	Ed.D.	Instr. I	English	.15	\$4,320	Sum II
				College			
R	Martin, Allison	B.S.	Adjunct	Success	.05	\$1,440	Sum I
				College			
R	Martin, Allison	B.S.	Adjunct	Success	.05	\$1,440	Sum II
				College			
R	Martin, Allison	B.S.	Adjunct	Success	.05	\$1,440	Sum III
R	Mires, Nicholas	M.A.	Instr. I	Philosophy	.15	\$4,320	Sum II
R	Mires, Nicholas	M.A.	Instr. I	Philosophy	.08	\$2,160	Sum III
R	Perkinz, Tiffany	M.A.	Adjunct	Humanities	.08	\$2,160	Sum II
R	Rawls, James	M.F.A.	Instr. I	Arts	.08	\$2,160	Sum I
R	Rawls, James	M.F.A.	Instr. I	Humanities	.08	\$2,160	Sum II
R	Rawls, James	M.F.A.	Instr. I	Humanities	.08	\$2,160	Sum III
R	Ray, Tonya	M.A.	Adjunct	Sociology	.08	\$4,320	Sum II
R	Rekieta, Casi	M.A.	Adjunct	Speech	.08	\$2,160	Sum I
R	Rekieta, Casi	M.A.	Adjunct	Speech	.08	\$2,160	Sum II
R	Rudholm, Anne	M.F.A.	Adjunct	English	.08	\$2,160	Sum I
R	Rueda, Emily	M.S.	Instr. IV	Math	.28	\$7,920	Sum I
R	Sams, Christopher	M.S.	Instr. I	Math	.08	\$2,160	Sum I
R	Sams, Christopher	M.S.	Instr. I	Math	.08	\$2,160	Sum II
R	Sizemore, William	M.A.	Instr. II	Arts	.08	\$2,160	May Mini
R	Sizemore, William	M.A.	Instr. II	Humanities	.08	\$2,160	Sum II
R	Sizemore, William	M.A.	Instr. II	Humanities	.08	\$2,160	Sum III
R	Spencer, Tracy	Ph.D.	Instr. II	Humanities	.08	\$2,160	May Mini
R	Spencer, Tracy	Ph.D.	Instr. II	Huma & English	.15	\$4,320	Sum III
R	Tanner, Shannon	M.A.	Adjunct	Government	.15	\$4,320	Sum II
R	Tanner, Shannon	M.A.	Instr. I	Government	.08	\$2,160	Sum III
R	Tiefenwerth, Jana	M.S.	Adjunct	Sociology	.08	\$2,160	May Mini
R	Tiefenwerth, Jana	M.S.	Adjunct	Sociology	.08	\$2,160	Sum I

PUBLIC SERVICE AND SAFETY

R	Dearing, Misti	A.A.S.	Adjunct	EMS	.17	\$3,420	Sum I
	Onaschek,			Emergency			
R	Timothy	M.P.A.	Adjunct	Management	.05	\$720	Sum III
R	Stelly, Trazarra	M.S.	Instr. I	Criminal Justice	.05	\$2,100	Sum I
R	Stelly, Trazarra	M.S.	Instr. I	Criminal Justice	.05	\$2,100	Sum II

TECHNOLOGY

R	Campbell, Brent	M.S.	Instr. I	Drafting	.13	\$4,320	Sum I
R	Campbell, Brent	M.S.	Instr. I	Drafting	.07	\$720	Sum III

R	Champagne, Steve	A.A.S.	Adjunct	Instrumentation Process Operator	.20	\$3,600	Sum II
R	Day, Thomas	B.A.	Instr. I	Operator	.30	\$6,480	Sum I
R	Grissom, Darrell	B.A.	Instr. II	HVAC	.20	\$2,880	Sum III
R	Hargrave, Minus	A.A.S.	Instr. I	Instrumentation	.20	\$2,880	Sum II
R	Hoke, Chelsea	M.A.	Instr. I	Instrumentation	.20	\$2,160	Sum I
R	Hoke, Chelsea	M.A.	Instr. I	Instrumentation	.10	\$2,160	Sum II
R	Hoke, Chelsea	M.A.	Instr. I	Instrumentation	.13	\$1,440	Sum III
R	Jacobs, Weldon	B.A.A.S.	Instr. II	Instrumentation	.33	\$3,600	Sum I
R	Jones, Robert	A.A.S.	Adjunct	Welding	.27	\$2,880	Sum I
R	Liedy, Michael	M.S.	Vis. Fac.	Instrumentation	.27	\$1,440	Sum I
R	Neely, Edgar	A.A.S.	Instr. II	Instrumentation Process Operator	.33	\$3,600	Sum I
R	Parrack, Brian	A.A.S.	Instr. I	Operator	.30	\$3,240	Sum I
R	Parrack, Brian	A.A.S.	Instr. I	Operator	.38	\$7,560	Sum II
R	Parrack, Brian	A.A.S.	Instr. I	CTEC	.07	\$720	Sum III
R	Pousson, Johnny	A.A.S.	Instr. I	Drafting	.27	\$2,880	Sum I
R	Pousson, Johnny	A.A.S.	Instr. I	Drafting	.18	\$2,880	Sum II
R	Williams-Parker, Tiffany	B.A.A.S.	Instr. I	PTAC	.23	\$2,880	Sum I
R	Williams-Parker, Tiffany	B.A.A.S.	Instr. I	PTAC	.10	\$2,160	Sum II
R	Worry, Valerie	Ed.D.	Instr. II	PTAC	.27	\$2,880	Sum I
R	Worry, Valerie	Ed.D.	Instr. II	PTAC	.23	\$4,680	Sum II

Lamar State College Orange
FACULTY PERSONNEL CHANGES – SUMMER 2022

ADDITIONS

1. None to report

RETIREMENTS

1. None to report

PROMOTIONS

1. Bryant, Jennifer. From Instructor to Assistant Professor, Business Management, effective September 1, 2022
2. Bailey, Howard from adjunct to Instructor/Program Director, effective September 1, 2022 at a salary of \$54,318
3. Melton, Dinah from adjunct to Instructor, effective September 1, 2022 at a salary of \$49,977.
4. Smith, Cristy from adjunct to Instructor/Program Director, effective September 1, 2022 at a salary of \$50,818.

LEAVE OF ABSENSE

1. None to report

TERMINATIONS

1. None to report

NON-REAPPOINTMENTS

1. None to report

RESIGNATIONS

1. None to report

CHANGES IN STATUS

1. Preslar, Andrew from Director of Accreditation and SACSCOC Reporting to Instructor, effective September 1, 2022 at a salary of \$62,717.

WITH TENURE

1. Bryant, Jennifer, Assistant Professor, Business Management, effective September 1, 2022
2. Barker, Charlotte, Assistant Professor, Sciences, effective September 1, 2022
Preslar, Andrew from Director of Accreditation and SACSCOC Reporting to Instructor with full tenure, effective September 1, 2022.
3. Sanford, Jerry, Professor, Sciences, effective September 1, 2022

FACULTY APPOINTMENTS, New (N) and Renewal (R)

NAME	DEG	RANK	DEPARTMENT	%FTE	SALARY	PERIOD
HEALTH SCIENCES AND WORKFORCE TECHNOLOGY						
FULL-TIME OVERLOAD AND ADJUNCT FACULTY						
N Bailey, Howard	B.G.S.	Adjunct	Maritime/Yam/Log	.80	9600	Summer 2022
R Baker, Colleen	CERT.	Instructor	Dental Assisting	1.69	20304	Summer 2022
R Baker, Suzanne	A.A.S.	Instructor	Vocational Nur	1.72	8940	Summer 2022
R Carter, Elizabeth	B.S.N.	Instructor	Upward Mobility	1.48	5792	Summer 2022
R Cole, Angela	B.S.N.	Instructor	Vocational Nur	1.65	7992	Summer 2022
R Colley, Camie	CERT.	Adjunct	Dental Assisting	.58	6656	Summer 2022
R Davis, Tammy	B.S.N.	Adjunct	Vocational Nur	1.42	17312	Summer 2022
R Foreman, Sherri	B.S.	Instructor	Vocational Nur	1.58	7048	Summer 2022
R Harris, Susan	A.A.S.	Instructor	Vocational Nur	1.49	5904	Summer 2022
N Holland, Ryan	M.B.A.	Adjunct	Real Estate Mgt	.02	240	Summer 2022
R LaGrone, Toni	A.A.S.	Instructor	Vocational Nur	1.49	5904	Summer 2022
R Land, Richard	CERT.	Instructor	Emergency	1.63	10101.60	Summer 2022
R Lemons, Janet	E.D.D.	Asst Prof	Upward Mobility	1.83	9904	Summer 2022
R Montgomery, Jessica	CERT.	Instructor	Vocational Nur	1.45	6256	Summer 2022
N Morian, Martha	B.B.A.	Adjunct	Real Estate Mgt	.08	960	Summer 2022
R Nguyen, Loan	A.S.	Instructor	Pharmacy Tech	1.65	8249.60	Summer 2022
R Paulk, Charlene	B.A.	Adjunct	Vocational Nur	.91	11244	Summer 2022
R Ramsey, Brenda	A.A.S.	Instructor	Vocational Nur	1.77	9316	Summer 2022
R Simar, Gina	M.Ed.	Adjunct	Vocational Nur/Upward Mobility	.70	8440	Summer 2022

R	Singleton, Jacqueline	A.A.S.	Instructor	Vocational Nursing	.48	5992	Summer 2022
R	Trotter, Jennifer	M.S.N.	Instructor	Upward Mobility	1.83	21904	Summer 2022
R	Tucker, Mande	M.S.N.	Adjunct	Upward Mobility	.22	2628	Summer 2022
R	Turner, Brandee	A.A.S.	Instructor	Vocational Nur	1.47	5616	Summer 2022
R	Viator, Diana	CERT	Instructor	Massage Therapy	.40	4800	Summer 2022

BUSINESS AND TECHNOLOGY

R	Bryant, Christy	M.S.	Instructor	Information Tech	1.00	0.00	Summer 2022
R	Bryant, Jennifer	M.B.A.	Asst Prof	Business Mgt	1.00	0.00	Summer 2022
R	Busby, Leah	M.B.A.	Asst Prof	Business Mgt	.20	2400	Summer 2022
R	Dotson, Diane	M.Ed.	Instructor	Information Tech	.54	6441.60	Summer 2022
R	January, Cheryl	M.B.A.	Adjunct	Process Tech	.86	10288.49	Summer 2022
N	Johnson, Matthew	M.S.	Adjunct	Business Mgt	.38	4560	Summer 2022
R	Kirk, Charles	B.S.	Adjunct	Process Tech	.35	4224	Summer 2022
R	Lundquist, Gary	Ph.D.	Adjunct	Process Tech	.47	5630.40	Summer 2022
R	Malouf, Kevin	M.B.A.	Instructor	Business Management	.40	4800	Summer 2022
R	McLendon, Gary	B.A.A.S.	Instructor	Welding	1.00	0.00	Summer 2022

SCIENCES

R	Barker, Charlotte	Ph.D.	Asst Prof	Biology	.61	7296	Summer 2022
R	McClure, Matt	Ph.D.	Professor	Biology	.66	7920	Summer 2022
R	Sanford, Jerry	D.C.	Professor	Biology	1.00	0.00	Summer 2022
R	Song, Ni	Ph.D.	Professor	Biology	1.00	0.00	Summer 2022
R	VanDevender, Chad	Ph.D.	Adjunct	Biology	.48	5712	Summer 2022

EDUCATION AND MATHEMATICS (Including DEVELOPMENTAL)**FULL-TIME OVERLOAD AND ADJUNCT FACULTY**

R	Jureidini, Elias	M.S.	Asst Prof	Mathematics	.40	4800	Summer 2022
R	Kim, Jongchul	Ph.D.	Asst Prof	Mathematics	.52	6240	Summer 2022
R	Melton, Dinah	Ed.D.	Adjunct	Education/Math	.60	7200	Summer 2022
R	Moore, Andrew	B.S.	Instructor	Mathematics	.01	114	Summer 2022
R	Scarborough, George	M.S.	Asst Prof	Mathematics	.63	7520	Summer 2022

ARTS, HUMANITIES, AND SOCIAL SCIENCES**FULL-TIME OVERLOAD AND ADJUNCT FACULTY**

N	Bernhardt, Mona	M.A.	Adjunct	Arts	.40	4800	Summer 2022
R	Chavez, Caitlin	M.A.	Instructor	Arts	.54	6480	Summer 2022
R	Doss, Kevin	M.A.	Instructor	Speech	.40	4800	Summer 2022
R	Ewer, Audrey	M.A.	Assoc Prof	Sociology	.60	7200	Summer 2022
R	Hernandez, Eric	M.A.	Instructor	Psychology	.20	2400	Summer 2022
R	Lindsey, Richard	M.A.	Instructor	Government	.40	4800	Summer 2022
R	Little, Meredith	M.A.	Adjunct	History/Govt.	.20	2400	Summer 2022
R	Lumpkin, Byron	M.A.	Instructor	English	.20	2400	Summer 2022
R	Moreau, Dallas	M.A.	Instructor	Psychology	.20	2400	Summer 2022
R	Owens, Eric	M.A.	Asst Prof	History	.60	7200	Summer 2022
R	Smith, Amanda	M.F.A.	Asst Prof	English	.27	3200	Summer 2022
N	Williams, Jessica	M.A.	Adjunct	Arts	.40	4800	Summer 2022

NOMINATIONS FOR RE-EMPLOYMENT OF FACULTY, 2022-2023

<u>Name</u>	<u>Rank</u>	<u>Degree</u>	<u>Tenure</u>	<u>Years at LSCO</u>
Health Sciences and Workforce Education				
Baker, Colleen	Instructor	Cert.	No	4
Baker, Suzanne	Instructor	AAS,RN	No	18
Barker, Charlotte	Assistant Professor	PhD	No	3
Carter, Elizabeth	Instructor	MSN	No	1
Cole, Angela	Instructor	BSN	No	14
Culp, Thomas	Instructor	AAS	No	1
Dotson, Diane	Instructor	MS	No	18
Foreman, Sherri	Instructor	BS	No	16
Harris, Susan	Instructor	AAS	No	6
January, Cheryl	Instructor	MBA	No	16
LaGrone, Toni	Instructor	AAS	No	5
Land, Richard	Instructor	Cert.	No	11
Lemons, Janet	Assistant Professor	EdD	Yes	16
McLendon, Gary	Instructor	BAAS	No	8
McClure, Matthew	Professor	PhD	Yes	27
Montgomery, Jessica	Instructor	Cert.	No	13
Nguyen, Loan	Instructor	AAS	No	8
Ramsey, Brenda	Instructor	AAS	No	7
Sanford, Jerry	Assistant Professor	DC	No	16
Singleton, Jacqueline	Instructor	AAS	No	.8
Song, Ni	Professor	PhD	Yes	11
Trotter, Jennifer	Instructor	MBA	Yes	13
Turner, Brandee	Instructor	MBA	No	2
Viator, Diana	Instructor	CERT	No	2
Department of Arts, Humanities and Social Sciences				
Bryant, Christy	Instructor	MS	No	17
Bryant, Jennifer	Assistant Professor	MBA	Yes	8
Busby, Leah	Assistant Professor	MBA	Yes	7
Chavez, Caitlin	Instructor	BA	No	2
Doss, Kevin	Instructor	MA	Yes	25
Dotson, Diane	Instructor	MEd	No	18
Ewer, Audrey	Associate Professor	MS	No	3
Hernandez, Eric	Instructor	MA	No	.5
Lindsey, Richard	Instructor	MA	No	12
Lumpkin, Byron	Instructor	MA	No	3
Malouf, Kevin	Instructor	MBA	No	3
Moreau, Dal	Instructor	MA	No	17
Owens, Eric	Assistant Professor	MA	Yes	15
Preslar, Andrew	Instructor	MA	Yes	38
Smith, Amanda	Assistant Professor	MFA	Yes	10
Whitehead, Gwendolyn	Professor	PhD	Yes	32
Department of Education and Mathematics				
Jureidini, Elias	Assistant Professor	MS	Yes	29
Kim, Jongchul	Assistant Professor	PhD	Yes	14
Moore, Andy	Instructor	BS	No	6
Scarborough, George	Assistant Professor	MS	Yes	8

Lamar State College Port Arthur

FACULTY PERSONNEL CHANGES

NEW HIRES

1. None to report.

RESIGNATIONS

1. Frank Truman Hare, Surgical Technology, August 31, 2022.
2. Byron Banks, Psychology, May 6, 2022.
3. Casi Rekieta, Speech/Communications, May 31, 2022.
4. Matthew Johnson, Economics, May 31, 2022.

RETIREMENTS

1. None to report.

NON-REAPPOINTMENTS

1. None to report.

CHANGES IN STATUS

1. Matthew Johnson changed from Instructor to Adjunct Instructor, 6/1/2022.
2. Casi Rekieta, changed from Instructor to Adjunct Instructor, 6/1/2022.

WITH TENURE

1. None to report.

Summer 2022 FACULTY APPOINTMENTS, New (N) and Renewal (R)

NAME	DEGREE	RANK	DEPARTMENT	% FTE	SALARY	PERIOD
ALLIED HEALTH						
No overloads						
BUSINESS & TECHNOLOGY						
R	Champagne, Adrian	BAAS	Instructor I	Intro Computers	.58	3,038 SSI 2022
R	Champagne, Adrian	BAAS	Instructor I	Office Admin	.03	147 SSIII 2022
R	Ballou, Kenneth	----	Adjunct	Process Tech	.58	3,038 SSII 2022
R	Beckcom, Doneane	JD	Instructor II	Paralegal	.50	220 SSIII 2022
R	Bohn, George	BS	Instructor	Instrumentation	.54	2,640 SSIII 2022
R	Chaddick, Morgan	AAS	Instructor	HVAC	.24	1,320 SSIII 2022
R	Harbert, Tonya	AAS	Instructor I	Health Care	.50	2,200 SSI 2022
R	Johnson, Matthew	MS	Adjunct	Economics	.50	2,575 SSI 2022
R	Johnson, Matthew	MS	Adjunct	Economics	.50	2,200 SSII 2022
R	Jones, Tamalla	BS	Adjunct	Accounting	.50	2,200 SSI 2022
R	Medhekar, Sarita	MS	Instructor	Computer Prog	.08	440 SSIII 2022
R	Smith, Amanda	AAS	Instructor	Cosmetology	.54	2,655 SSI 2022
R	Smith, Amanda	AAS	Instructor	Cosmetology	.54	2,655 SSII 2022
R	Sparrow, Michael	----	Instructor	Process Tech	.58	3,038 SSI 2022
COMMERCIAL MUSIC / VISUAL & PERFORMING ARTS						
R	Canedo, Blas	DMA	Assistant Professor	Music	.50	2,200 SSII 2022
R	Canedo, Blas	DMA	Assistant Professor	Music	1.00	4,400 SSIII 2022

R	Dailey, Zachary	PhD	Instructor	Communications	.50	2,200	SSII	2022
R	Faggard, Albert	MAFA	Instructor	Art	1.00	5,000	SSI	2022
R	Fontenot, Caleb	BM	Adjunct	Music Piano	1.05	5,867	SSIII	2022

GENERAL EDUCATION & DEVELOPMENTAL STUDIES

R	Alsibaa, Leah	MS	Instructor	Biology	.58	3,038	SSI	2022
R	Askew, Michelle	MS	Instructor III	Math	.50	2,200	SSI	2022
R	Barbay, Carol	PhD	Asst. Prof	Psychology	.50	1,540	SSI	2022
R	Barbay, Carol	PhD	Asst. Prof.	Psychology	.50	2,200	SSIII	2022
R	Belyeu, Jeremy C	MA	Instructor	Dev English	.50	1,760	SSI	2022
R	Belyeu, Jeremy C	MA	Instructor	Dev English	1.50	6,600	SSII	2022
R	Cammack, James	MBA	Instructor III	Bus Computers	.57	6,286	SSI	2022
R	Cammack, James	MBA	Instructor III	Bus Computers	.29	3,143	SSII	2022
R	Clark, Kristi	MA	Adjunct	Sociology	.50	2,200	SSII	2022
R	Crosby, Nathaniel	MA	Instructor	Government	.50	2,200	SSI	2022
R	Crosby, Nathaniel	MA	Instructor	Government	1.00	4,400	SSII	2022
R	Davis, Michelle	EdD	Chair/Adj	Speech	.50	2,200	SSI	2022
R	Garcia, Maria	MA	Adjunct	Sociology	.50	2,200	SSIII	2022
R	Hernandez, Eric	MAFA	Adjunct	Psychology	1.00	4,400	SSI	2022
R	Hay, Paul	MS	Instructor	Math	1.06	5,133	SSII	2022
R	James, Caitlin	MA	Instructor	English	.50	2,200	SSIII	2022
R	James, Caitlin	MA	Instructor	English	.50	2,200	SSII	2022
R	Jordan, Percy	PhD	Assoc. Prof.	Biology	.58	6,076	SSI	2022
R	Jordon, Percy	PhD	Assoc. Prof.	Biology	.65	3,876	SSIII	2022
R	Judice, Michelle	EdD	Instructor	English	.50	2,200	SSI	2022
R	Kibbe, Tina	PhD	Adjunct	History	.50	2,200	SSII	2022
R	Lowe, Zebulon	MA	Instructor	English	.50	2,200	SSI	2022
R	Lowe, Zebulon	MA	Instructor	English	.50	2,200	SSII	2022
R	Mantz, Martin	MS	Instructor	Chemistry	.65	3,876	SSIII	2022
R	Offord, Roszelle	EdD	Adjunct	Education	.56	2,933	SSII	2022
R	Pounaki, Behrouz	MS	Adjunct	Physic	.73	4,714	SSIII	2022
R	Rekieta, Casi	MA	Adjunct	Speech	.50	4,400	SSII	2022
R	Stelly, Trazarra	MS	Adjunct	Criminal Justice	.58	1,215	SSI	2022
R	Wilbur, Christina	MEd	Instructor	History	1.00	4,400	SSI	2022
R	Wilbur, Christina	Med	Instructor	History	.50	2,200	SSII	2022
R	Woodard, Amber	MS	Adjunct	Nutrition	.50	2,200	SSI	2022
R	Yates, Ragayle	BS	Instructor	Dev Math	1.00	3,080	SSI	2022
R	Yates, Ragayle	BS	Instructor	Dev Math	.50	2,200	SSII	2022

INMATE EDUCATION

R	Alexander, Joyce	EDD	Adjunct	Math	1.00	4,400	SSI	2022
R	Briscoe, Sonya	MA	Adjunct	Psychology	1.35	5,940	SSI	2022
R	Belyeu, Jeremy	MA	Adjunct	English	.50	2,200	SSI	2022
R	Bullock, Donald	MA	Adjunct	Arts	.50	2,200	SSI	2022
R	Dailey, Zachary	PhD	Adjunct	Drama	.50	2,200	SSI	2022
R	Doiron, Jesse	MBA	Adjunct	English	.50	2,200	SSI	2022
R	Judice, Michelle	EdD	Adjunct	English	.50	2,200	SSI	2022
R	Kilgore, Sherry	MA	Adjunct	Education	.50	2,200	SSI	2022
N	Sams, Christopher	MS	Adjunct	Dev Math	.50	2,200	SSI	2022

CONSENT – MISCELLANEOUS

TSUS: CONSENT: Revisions to Minutes of Special Called Meeting, June 18, 2014

The following Revisions to the Minutes of the Special Called Meeting of the Board of Regents on June 18, 2014, as shown below, are hereby approved.

TSUS: Appointment of Betty J. Reynard, ~~M.B.A., Ph.D.~~ M.Ed., Ed.D. as president of Lamar State College-Port Arthur

Upon the Chancellor's recommendation and motion of Regent _____, seconded by Regent _____:

It was ordered that Betty Reynard, ~~M.B.A., Ph.D.~~ M.Ed., Ed.D. be hereby appointed as president of Lamar State College-Port Arthur, effective September 1, 2014.

Explanation

Due to inadvertent typographical errors, Dr. Betty Reynard's degrees were incorrectly entered into the Meeting Agenda and Minutes of the Meeting of the Special Called Meeting of the Board on June 18, 2014, to appoint her as president of Lamar State College-Port Arthur. We request approval by this Board of the corrections noted in the Motion above.

TSUS: Acknowledgement of Gifts and Gifts-in-Kind

Recommendation

The Board of Regents acknowledges and approves receipt of the gifts and gifts-in-kind received by the Texas State University System components.

Background

In accordance with the System Rules and Regulations, Chapter III, Section 1.(12) Gift Acceptance, Subsection 1.(12)3 The President of each Component will report all gifts with a value of at least \$5,000 (including cash, personal property, and intellectual property) to the Chancellor for reporting publicly to the Board. Upon written request of the donor, the Board report and minutes shall not state the donor's name and/or the gift's value.

Lamar University

The following gifts of \$5,000 or more were made payable to Lamar University.

DATE	DONOR	AMOUNT	BENEFICIARY(IES)
03/03/2022	Southeast Texas Art Council	\$5,000.00	KVLU National Public Radio
03/21/2022	Foundation for Southeast Texas, on behalf of the Estate of Mrs. Sue S. Weisenfelder	\$21,002.43	James and Sue Mann Fund Scholarship
03/23/2022	BASF TOTAL Petrochemicals LLC	\$10,100.00	College of Engineering - Recruiting and Marketing
03/23/2022	Houston Gas Processors Association	\$8,000.00	Houston GPA Midstream Association Endowed Scholarship
03/23/2022	INEOS Olefins and Polymers USA	\$10,000.00	College of Engineering – General Engineering Scholarship Fund, Senior Design Symposium, American Institute of Chemical Engineers and Student Engineering Council
3/23/2022	Schwab Charitable Fund – Mr. and Mrs. Michael R. Baye	\$5,000.00	College of Arts and Sciences – Gladys City Building Fund
03/31/2022	Mr. and Mrs. Don S. Shaver	\$25,000.00	Department of Athletics – Men’s Football
04/01/2022	Mr. Edwin E. Vallery	\$8,500.00	Edwin E. Vallery Scholarship Fund in Business
04/19/2022	Mr. Jerry D. Conn	\$5,000.00	College of Fine Arts and Communication – Le Grand Bal
04/25/2022	Mr. John J. McManus, Jr.	\$7,500.00	John J. McManus, Jr. Scholarship in Engineering
04/27/2022	Ms. Becky Fussell	\$5,000.00	Rebecca Lynn Fussell Presidential Scholarship in Chemical Engineering
04/27/2022	Morgan Charitable Foundation Inc.	\$100,000.00	Donald E. Morgan Endowed Scholarship
05/02/2022	Mr. and Mrs. Randy McCollum	\$10,000.00	Department of Athletics – Athletic Director Discretionary Fund
05/09/2022	Jason’s Deli	\$7,000.00	Department of Athletics – Corporate Sponsorship
05/09/2022	Neches Federal Credit Union	\$8,564.00	Department of Athletics – Corporate Sponsorship

05/09/2022	Universal Coin & Bullion, Ltd.	\$8,116.00	Department of Athletics – Corporate Sponsorship
05/10/2022	Window World	\$10,000.00	Department of Athletics – Corporate Sponsorship
05/23/2022	Braun Intertec Corporation	\$7,672.00	Department of Athletics – Corporate Sponsorship
05/31/2022	The Charles and Susan Gordon and Julia Gordon Gray Memorial Trust	\$340,000.00	Charles and Susan Gordon and Julia Gordon Gray Memorial Scholarship
05/31/2022	Donald T. Boumans Foundation	\$10,000.00	Donald T. Boumans Memorial Scholarship
05/31/2022	The Hargrove Foundation	\$10,000.00	The Hargrove Foundation Scholarship Fund

Total: \$621,454.43

Lamar University Foundation

The following gifts of \$5,000 or more were made payable to Lamar University Foundation.

DATE	DONOR	AMOUNT	BENEFICIARY(IES)
03/09/2022	Mr. and Mrs. Michael J. Lindsay	\$20,800.00	Michael and Cindy L. Lindsay Scholarship in Audiology Honoring Dr. James Connor Sullivan
03/16/2022	Estate of Maxine H. Blankfield	\$37,144.82	Lamar University Blankfield Student Scholarship Fund
03/08/2022	Mrs. Sandra H. Dunn	\$20,000.00	Dr. Jerry R. Dunn Regents Endowment in Mechanical Engineering
03/18/2022	Dr. Bette Stead	\$6,000.00	Mildred Mary (Behrman) and Charles Albert Stead, Jr. Memorial Scholarship in Business; Emma Genevieve (De Forest) and Charles Albert Stead, Sr. Memorial Scholarship in Business; and Lucy Ella Stead Memorial Scholarship in Business
03/23/2022	Estate of Dr. Patti S. Harrison	\$482,300.00	Lamar University Foundation Patti Strickel Harrison Fund
04/06/2022	Dr. and Mrs. Mike Fuljenz	\$5,000.00	President's Associates Fund
04/26/2022	Mr. Bin Yu	\$20,000.00	Bin Yu Innovation Fund in Chemistry

04/27/2022	Estate of Maxine H. Blankfield	\$37,545.62	Lamar University Blankfield Student Scholarship Fund
04/28/2022	Mr. and Mrs. T. Max Stallings	\$54,250.00	College of Business – Lamar Accounting Department Excellence Fund
05/02/2022	Market Basket Charitable Foundation	\$10,000.00	Market Basket Charitable Foundation Scholarship
05/10/2022	Esther Friedman Family Foundation	\$5,000.00	Dr. and Mrs. Edward J. Hurwitz Presidential Scholarship
05/13/2022	Mr. and Mrs. Milton J. Dunnam	\$15,000.00	David G. Taylor, Sr. Memorial Scholarship in Business
05/16/2022	Mr. Edward L. Gunderson	\$10,000.00	Gunderson Heritage Scholarship in Chemical Engineering
05/26/2022	Estate of Maxine H. Blankfield	\$40,568.99	Lamar University Blankfield Student Scholarship Fund
05/26/2022	Dr. Iva M. Timmerman	\$20,000.00	Anne Harmon Scholarship in Chemical Engineering
05/31/2022	Sabine Area Restaurant Association	\$10,000.00	Chef Charles Duit Scholarship in Nutrition and Hospitality

Total: \$793,609.43

Explanations

The following gifts of \$5,000 or more were made to Lamar University.

- Southeast Texas Arts Council gave \$5,000.00 to KVLU, the university’s national public radio station.
- Foundation for Southeast Texas, on behalf of the Estate of Mrs. Sue S. Weisenfelder, gave \$21,002.43 to add to the James and Sue Mann Fund Scholarship.
- BASF TOTAL Petrochemicals LLC gave \$10,100.00 to the College of Engineering for the Science, Technology, Engineering and Math Seminar for recruiting and marketing career fairs and student events.
- Houston Gas Processors Association gave \$8,000.00 to add to the Houston GPA Midstream Association Endowed Scholarship.
- INEOS Olefins and Polymers USA gave \$10,000.00 to the College of Engineering for the General Engineering Scholarship Fund, Senior Design Symposium, American Institute of Chemical Engineers and Student Engineering Council.
- Schwab Charitable Fund, upon advisement of Mr. Michael R. Baye, gave \$5,000.00 to the College of Engineering for the Dan F. Smith Department of Chemical Engineering.
- Mr. and Mrs. Don S. Shaver gave \$25,000.00 to the Department of Athletics for the Men’s Football Program.
- Mr. Edwin E. Vallery gave \$8,500.00 to add to the Edwin E. Vallery Scholarship Fund in Business.

- Mr. Jerry D. Conn gave \$5,000.00 to help underwrite Le Grand Bal for the College of Fine Arts and Communication.
- Mr. John J. McManus, Jr. gave an IRA distribution of \$7,500.00 to add to the John J. McManus, Jr. Scholarship in Engineering.
- Ms. Becky Fussell gave \$5,000.00 to add to the Rebecca Lynn Fussell Presidential Scholarship in Chemical Engineering.
- Morgan Charitable Foundation, Inc. on behalf of Mr. and Mrs. Glen W. Morgan, gave \$100,000.00 to add to the Donald E. Morgan Endowed Scholarship.
- Mr. and Mrs. Randy McCollum gave \$10,000.00 to the Department of Athletics for the Athletic Director's Discretionary Fund to assist with the turf replacement in the Provost Umphrey Stadium.
- Jason's Deli pledged \$7,000.00 to the Department of Athletics for a 2021-2022 Corporate Sponsorship.
- Neches Federal Credit Union gave \$8,564.00 to the Department of Athletics for a 2021-2022 Corporate Sponsorship.
- Universal Coin & Bullion, Ltd. gave \$8,116.00 to the Department of Athletics for a 2021-2022 Corporate Sponsorship.
- Window World gave \$10,000.00 to the Department of Athletics for a 2021-2022 Corporate Sponsorship.
- Braun Intertec Corporation pledged \$7,672.00 to the Department of Athletics for a 2021-2022 Corporate Sponsorship.
- The Charles and Susan Gordon and Julia Gordon Gray Memorial Trust gave \$340,000.00 to add to the Charles and Susan Gordon and Julia Gordon Gray Memorial Scholarship.
- Donald T. Boumans Foundation gave \$10,000.00 to add to the Donald T. Boumans Memorial Scholarship.
- The Hargrove Foundation gave \$10,000.00 to add to the Hargrove Foundation Scholarship Fund.

The following gifts of \$5,000 or more were made to the Lamar University Foundation.

- Mr. and Mrs. Michael J. Lindsay gave \$20,800.00 to establish the Michael and Cindy L. Lindsay Scholarship in Audiology Honoring Dr. James Connor Sullivan.
- The Estate of Maxine H. Blankfield gave a bequest of \$37,144.82 to add to the Lamar University Blankfield Scholarship Fund.
- Mrs. Sandra H. Dunn gave an IRA distribution of \$20,000.00 to add to the Dr. Jerry R. Dunn Regents Endowment in Mechanical Engineering.
- Dr. Bette Stead gave an IRA distribution of \$6,000.00 equally split between the Mildred Mary (Behrman) and Charles Albert Stead, Jr. Memorial Scholarship in Business, the Emma Genevieve (De Forest) and Charles Albert Stead, Sr. Memorial Scholarship in Business, and the Lucy Ella Stead Memorial Scholarship in Business.
- The Estate of Dr. Patti S. Harrison gave a bequest of \$482,300.00 to establish the Lamar University Foundation Patti Strickel Harrison Fund.
- Dr. and Mrs. Mike Fuljenz gave an unrestricted gift of \$5,000.00 to the President's Associates Fund.
- Mr. Bin Yu pledged \$20,000.00 to establish the Bin Yu Innovation Fund in Chemistry.
- The Estate of Maxine H. Blankfield gave a bequest of \$37,545.62 to add to the Lamar University Blankfield Scholarship Fund.
- Mr. and Mrs. T. Max Stallings gave an IRA distribution of \$54,250.00 to the College of Business for the Lamar Accounting Department Excellence Fund.

- Market Basket Charitable Foundation gave \$10,000.00 to add to the Market Basket Charitable Foundation Scholarship.
- Esther Friedman Family Foundation gave \$5,000.00 to add to the Dr. and Mrs. Edward J. Hurwitz Presidential Scholarship.
- Mr. and Mrs. Milton J. Dunnam gave \$15,000.00 to establish the David G. Taylor, Sr. Memorial Scholarship in Business.
- Mr. Edward L. Gunderson gave \$10,000.00 to add to the Gunderson Heritage Scholarship in Chemical Engineering.
- The Estate of Maxine H. Blankfield gave a bequest of \$40,568.99 to add to the Lamar University Blankfield Scholarship Fund.
- Dr. Iva M. Timmerman gave \$20,000.00 to establish the Anne Harmon Scholarship in Chemistry and Biology.
- Sabine Area Restaurant Association gave \$10,000.00 to help establish the Chef Charles Duit Scholarship in Nutrition and Hospitality.

Sam Houston State University

DATE	AMOUNT	BENEFICIARY(IES)
3/15/2022	\$15,000.00	Golf Enrichment
3/15/2022	\$15,250.00	Texas Bankers Foundation Chair in Commercial Banking Endowment; Smith-Hutson Banking
3/23/2022	\$12,500.00	Bearkats in Business; Alumni Enrichment
3/23/2022	\$5,000.00	Texas Bankers Foundation Chair in Commercial Banking Endowment
3/28/2022	\$15,000.00	Marie Bruner Vick '35 Mathematics Scholarship Endowment
3/31/2022	\$5,000.00	Sheriff Rand M. Henderson and Christina B. Henderson Scholarship Endowment
4/1/2022	\$5,000.00	Bearkats in Business
4/1/2022	\$25,084.87	Estill Family COBA Scholarship Endowment
6/9/2022	\$24,986.31	Advancement Office Clearing
4/1/2022	\$7,500.00	Musicoterapia Scholarship
4/5/2022	\$10,250.00	Athletic Construction Fund-HTCF; COBA Enrichment
4/6/2022	\$7,532.28	Rather-Powell American History Endowment
4/8/2022	\$50,000.00	William "Bill" Jeffrey Criminal Justice Scholarship Endowment
4/8/2022	\$6,000.00	William "Bill" Jeffrey Criminal Justice Endowed Scholarship
4/11/2022	\$6,280.00	Pre-Law Society Scholarship
4/12/2022	\$5,000.00	Texas Bankers Foundation Chair in Commercial Banking Endowment
4/12/2022	\$5,000.00	Texas Bankers Foundation Chair in Commercial Banking Endowment
4/12/2022	\$10,000.00	Texas Bankers Foundation Chair in Commercial Banking Endowment
4/20/2022	\$5,000.00	Texas Bankers Foundation Chair in Commercial Banking Endowment

5/4/2022	\$53,908.00	Texas Bankers Foundation Chair in Commercial Banking Endowment
4/14/2022	\$10,000.00	Bearkats in Business
6/14/2022	\$924,264.00	Athletic Construction Fund-HTCF
4/14/2022	\$250,000.00	Steve and Ursel Billings Scholarship Endowment
4/20/2022	\$10,000.00	Bearkats in Business
4/27/2022	\$5,000.00	Friends of Agricultural Sciences
4/27/2022	\$5,000.00	Bearkats in Business
4/28/2022	\$5,000.00	Bearkats in Business
5/2/2022	\$10,000.00	Price & Kathy Robinson Family Scholarship Endowment; Price & Kathy Robinson Family Endowed Scholarship
5/3/2022	\$5,000.00	Musicoterapia Scholarship
5/4/2022	\$5,000.00	Judge John P. McAdams, Jr. and Dr. LeBland (Farris) McAdams Criminal Justice Scholarship Endowment
5/4/2022	\$10,000.00	Texas Bankers Foundation Chair in Commercial Banking Endowment
5/4/2022	\$100,000.00	Smith-Hutson Chair of Banking Quasi-Endowment
5/26/2022	\$8,000.00	Smith-Hutson Banking
5/10/2022	\$30,950.00	Earl H. Burrough Scholarship
5/11/2022	\$5,000.00	Dr. Mary Lynn Deshazo Alpha Lambda Delta Scholarship
5/12/2022	\$70,000.00	Friends of University Camp
5/12/2022	\$5,500.00	William K. and Linda L. Macdonald Scholarship Endowment in Broadcast Journalism; Alumni Enrichment
5/12/2022	\$10,000.00	Zuspan Scholarship Endowment
5/17/2022	\$5,000.00	Terry Foundation Scholarship
5/18/2022	\$15,000.00	Bearkat Champions General Fund
5/18/2022	\$15,000.00	Bearkat Champions General Fund
5/18/2022	\$15,000.00	Dwayne Pavelock & Family Scholarship Endowment

5/23/2022	\$25,000.00	Julian "Jude" Walker Memorial Football Scholarship Endowment
5/26/2022	\$28,000.00	Dr. Sam Sullivan Education Scholarship Endowment; Dr. Sam Sullivan Education Endowed Scholarship
5/26/2022	\$6,000.00	Smith-Hutson Banking
6/1/2022	\$20,000.00	Lee E. Olm and Elizabeth Schofer Olm Endowed Enrichment Expenditure Fund
6/8/2022	\$5,050.00	Madhusudan and Abha Choudhary Biomedical Science Graduate Scholarship Endowment
6/10/2022	\$32,000.00	San Antonio Livestock Expositions, Inc. Scholarship; Friends of Agricultural Sciences
6/14/2022	\$7,000.00	Friends of Music
6/22/2022	\$7,500.00	Sharon L. and Lawrence G. Edwards Scholarship Endowment
6/22/2022	\$15,000.00	Raven/Kappa Alpha Endowment
6/27/2022	\$10,000.00	Tommy Metcalf Scholarship Endowment
6/29/2022	\$5,200.00	Ed and Daphne Sower Memorial Endowment; Friends of Theatre; Friends of Music
TOTAL	\$1,968,755.46	

Gifts-In-Kind

3/7/2022	\$5,000.00	GIK - Agricultural Sciences
6/28/2022	\$15,000.00	GIK - Bearkats in Business
TOTAL GIFTS-IN-KIND	\$20,000.00	

Explanations

A company donated \$15,000 to the golf program.

A corporation donated \$15,250 to the Texas Bankers Foundation Chair in Commercial Banking Endowment and Smith-Hutson Banking.

An alumnus donated \$12,500 to Bearkats in Business and the Alumni Association.

A corporation donated \$5,000 to the Texas Bankers Foundation Chair in Commercial Banking Endowment.

An alumnus donated \$15,000 to the Marie Bruner Vick '35 Mathematics Scholarship Endowment.

A couple donated \$5,000 to the Sheriff Rand M. Henderson and Christina B. Henderson Scholarship Endowment.

A couple donated \$5,000 to Bearkats in Business.

A couple donated a total of \$50,071.18 to the Estill Family COBA Scholarship Endowment and to a designation yet to be determined.

A couple donated \$7,500 to the Musicoterapia Scholarship.

A couple donated \$10,250 to the Athletic Construction Fund and to the College of Business Administration.

A family foundation donated \$7,532.28 to the Rather-Powell American History Endowment.

An alumnus donated a total of \$56,000 to the William "Bill" Jeffrey Criminal Justice Scholarship Endowment and the William "Bill" Jeffrey Criminal Justice Endowed Scholarship.

An association donated \$6,280 to the Pre-Law Society Scholarship.

A family foundation donated \$5,000 to the Texas Bankers Foundation Chair in Commercial Banking Endowment.

A foundation donated a total of \$73,908 to the Texas Bankers Foundation Chair in Commercial Banking Endowment.

A couple donated \$934,264 to Bearkats in Business and the Athletic Construction Fund.

A couple donated \$250,000 to the Steve and Ursel Billings Scholarship Endowment.

A couple donated \$10,000 to Bearkats in Business.

A company donated \$5,000 to the Department of Agricultural Sciences.

A corporation donated \$5,000 to Bearkats in Business.

A couple donated \$5,000 to Bearkats in Business.

A friend donated \$10,000 to the Price & Kathy Robinson Family Scholarship Endowment and the Price & Kathy Robinson Family Endowed Scholarship.

A couple donated \$5,000 to the Musicoterapia Scholarship.

An alumnus donated \$5,000 to the Judge John P. McAdams, Jr. and Dr. LeBland (Farris) McAdams Criminal Justice Scholarship Endowment.

A company donated \$10,000 to the Texas Bankers Foundation Chair in Commercial Banking Endowment.

A company donated \$108,000 to the Smith-Hutson Chair of Banking Quasi-Endowment and Smith-Hutson Banking.

A trust donated \$30,950 to the Earl H. Burrough Scholarship.

An organization donated \$5,000 to the Dr. Mary Lynn Deshazo Alpha Lambda Delta Scholarship.

A couple donated \$70,000 to the SHSU University Camp.

An alumnus donated \$5,500 to the William K. and Linda L. Macdonald Scholarship Endowment in Broadcast Journalism and the Alumni Association.

A foundation donated \$10,000 to the Zuspan Scholarship Endowment.

A foundation donated \$5,000 to the Terry Foundation Scholarship.

A couple donated \$15,000 to the Bearkat Champions General Fund.

A company donated \$15,000 to the Bearkat Champions General Fund.

An association donated \$15,000 to the Dwayne Pavelock & Family Scholarship Endowment.

A trust donated \$25,000 to the Julian "Jude" Walker Memorial Football Scholarship Endowment.

A family foundation donated \$28,000 to the Dr. Sam Sullivan Education Scholarship Endowment and the Dr. Sam Sullivan Education Endowed Scholarship.

A company donated \$6,000 to Smith-Hutson Banking.

A couple donated \$20,000 to the Lee E. Olm and Elizabeth Schofer Olm Endowed Enrichment Expenditure Fund.

A couple donated \$5,050 to the Madhusudan and Abha Choudhary Biomedical Science Graduate Scholarship Endowment.

A corporation donated \$32,000 to the San Antonio Livestock Expositions, Inc. Scholarship and the Department of Agricultural Sciences.

A corporation donated \$7,000 to the School of Music.

An organization donated \$22,500 through their matching gift program to the Sharon L. and Lawrence G. Edwards Scholarship Endowment and the Raven/Kappa Alpha Endowment.

A couple donated \$10,000 to the Tommy Metcalf Scholarship Endowment.

A couple donated \$5,200 to the Ed and Daphne Sower Memorial Endowment, Department of Theatre, and School of Music.

Gifts-In-Kind

A friend donated \$5,000 worth in bull semen to the Department of Agricultural Sciences.

A company donated \$15,000 worth in expenses for the Bearkats in Business event.

University and Foundation Endowments

Sul Ross State University's endowment had a market value of \$24.47 Million through February 2022. Additionally, Sul Ross State University Foundation had a balance of approximately \$1.5 Million in expendable endowment distributions.

Advancement and Donor Relations

Sul Ross and its foundations received gifts from April 1 to June 30, 2022 totaling \$425,689.

The following gifts of greater than \$5,000 were made:

Sul Ross State University

John Nau (JB Bar Ranch)	4/29/2022	39,000.00	Borderlands Research Institute
John Nau (JB Bar Ranch)	4/29/2022	50,000.00	Borderlands Research Institute
Modesta Williams	5/12/2022	10,000.00	Museum of the Big Bend
John Pondexter	5/17/2022	10,000.00	Museum of the Big Bend
Mr. Sam Pfiester	5/30/2022	50,000.00	Museum of the Big Bend
Still Water Foundation	5/31/2022	50,000.00	Borderlands Research Institute
Mrs. Ellen Ray	5/31/2022	35,000.00	Museum of the Big Bend

Sul Ross State University Foundation

North Texas Community Foundation	4/5/2022	5,000.00	SRSU Foundation
SRSU Endowment Distribution	4/28/2022	35,000.00	SRSU Foundation
Don & Karen Pfiester	6/13/2022	5,000.00	Desert Mural Restoration
Broken Spoke Corporation	6/13/2022	10,000.00	Desert Mural Restoration

Friends of the Center for Big Bend Studies

The Brown Foundation Inc.	5/20/2022	50,000.00	Friends of the Center for Big Bend Studies
Ms. Anne Calaway	5/20/2022	10,000.00	Friends of the Center for Big Bend Studies
The Brown Foundation Inc.	5/26/2022	50,000.00	Friends of the Center for Big Bend Studies

Explanation

John Nau, through JB Bar Ranch Holdings LP, made a pledge payment of \$89,000 to the Borderlands Research Institute.

Ms. Modesta Williams donated \$10,000 to the Museum of the Big Bend.

Mr. John Pondexter donated \$10,000 to the Museum of the Big Bend.

Mr. Sam Pfiester donated \$50,000 to the Museum of the Big Bend.

The Still Water Foundation donated \$50,000 to the Borderlands Research Institute.

Ms. Ellen Ray donated \$35,000 to the Museum of the Big Bend.

The North Texas Community Foundation donated \$5,000 to the SRSU Foundation.

The SRSU Endowment Distribution donated \$35,000 to support the SRSU Foundation.

Mr. and Mrs. Don Pfiester donated \$5,000 to support the Desert Mural Restoration.

The Broken Spoke Corporation donated \$10,000 to support the Desert Mural Restoration.

The Brown Foundation donated \$100,000 to support the Friends of the Center for Big Bend Studies Foundation.

Ms. Anne Calaway donated \$10,000 to support the Friends of the Center for Big Bend Studies Foundation.

Texas State University

The following gifts of \$5,000 or more were made payable to Texas State University.

<u>Date(s) of Gift</u>	<u>Gift Amount</u>	<u>Beneficiary(ies)</u>
03/03/2022	\$100,000.00	College of Liberal Arts – Texas State University System Foundation Graduate Endowed Fellowship in Liberal Arts
03/04/2022	\$9,000.00	Department of Athletics – Athletic Club Seat Donations, Football Locker Room Project Donations, Bobcat Club Seats
03/07/2022	\$5,000.00	College of Applied Arts – Bobcat Bounty
03/09/2022	\$6,000.00	Department of Athletics – Bobcat Club Seats, Athletic Club Seat Donations
03/11/2022	\$25,000.00	Department of Athletics – Endzone Complex Support Fund
03/14/2022	\$5,000.00	Department of Athletics – Bobcat Club Annual Fund
03/14/2022	\$25,000.00	Department of Athletics – Touchdown Team Non-Membership Fund
03/15/2022	\$30,345.00	College of Applied Arts – NEC: Human Trafficking Registry
03/17/2022	\$10,000.00	College of Fine Arts and Communication – Mariachi Ensemble Scholarship
03/21/2022	\$45,000.00	College of Liberal Arts – State Farm National Fire Incident Reporting System Research
03/23/2022	\$5,000.00	College of Fine Arts and Communication – The Patrick Webb Price Award
03/25/2022	\$12,000.00	Department of Athletics – Athletic Suite Donations
03/25/2022	\$13,000.00	College of Science and Engineering – Construction Technology Discretionary Fund, Sunbelt Rentals Inc. Construction Technology Support Fund
03/28/2022	\$5,000.00	Division of University Advancement – Alumni Association Priority Fund
03/29/2022	\$12,000.00	Department of Athletics – Athletic Suite Donations

03/29/2022	\$10,000.00	McCoy College of Business Administration - Professional Selling Partners' Program
03/31/2022	\$15,000.00	Office of the Provost and Vice President for Academic Affairs – Señor Cicero Alexander Rust III Scholarship in Musical Theatre
03/31/2022	\$10,000.00	Department of Athletics – Touchdown Team Non-Membership Fund
03/31/2022	\$5,000.00	College of Fine Arts and Communication – Musical Theatre Excellence Fund
04/01/2022	\$9,000.00	McCoy College of Business Administration – EY Program Support Fund
04/01/2022	\$8,000.00	Division of University Advancement – Mary Bonner Scholarship Fund
04/08/2022	\$18,500.00	College of Science and Engineering – Concrete Industry Management (CIM) Program Support
04/08/2022	\$5,000.00	Department of Athletics – Bobcat Club Seats, Bobcat Club Annual Fund, Athletic Club Seat Donations
04/11/2022	\$60,000.00	College of Science and Engineering – Sustainable and Green Software Engineering
04/12/2022	\$15,000.00	Department of Athletics – Touchdown Team Non-Membership Fund
04/12/2022	\$5,750.00	College of Fine Arts and Communication – Texas State International Piano Festival
04/13/2022	\$80,000.00	Division of Student Affairs – Fraternity and Sorority Life Fund
04/13/2022	\$10,755.35	College of Liberal Arts – Statistics Unplugged Fund
04/20/2022	\$2,000,000.00	Department of Athletics – Endzone Complex Support Fund
04/20/2022	\$10,000.00	McCoy College of Business Administration – Professional Selling Partners' Program
04/21/2022	\$5,000.00	McCoy College of Business Administration – Professional Selling Partners' Program
04/21/2022	\$5,000.00	Division of University Advancement – Alumni Association Priority Fund

04/22/2022	\$10,000.00	Division of Information Technology – Wittliff Tomorrow Fund
04/22/2022	\$12,500.00	Department of Athletics – Bobcat Club Gifts
04/22/2022	\$12,500.00	Division of University Advancement – Maroon and Gold Annual Fund
04/26/2022	\$50,000.00	Department of Athletics – Athletic Facilities: Bricks and Mortar Gifts
04/28/2022	\$24,976.00	College of Science and Engineering – Dell Technologies Performance Analysis Study
04/28/2022	\$10,000.00	College of Fine Arts and Communication – State of Black Design Event Excellence Fund
04/29/2022	\$35,000.00	Office of the Provost and Vice President for Academic Affairs – Chartwell’s Undergraduate Scholarship
04/29/2022	\$28,312.00	College of Education – Gates Foundation: Texas Teacher Pipeline Research
05/02/2022	\$6,000.00	Office of the Provost and Vice President for Academic Affairs – San Marcos Lions Club: Habitat Field Crew
05/04/2022	\$75,000.00	College of Science and Engineering – Concrete Industry Management (CIM) Program Support
05/06/2022	\$8,000.00	Department of Athletics – Bobcat Club Seats, Athletic Club Seat Donations
05/09/2022	\$5,000.00	Department of Athletics – Baseball Non-Membership Fund
05/10/2022	\$5,000.00	College of Science and Engineering – Manufacturing Research Senior Design Fund
05/10/2022	\$5,000.00	Division of Vice President for University Administration – Somos Tejas State – Latinx Student Support Fund
05/10/2022	\$5,000.00	College of Science and Engineering – Mathworks Operating Gift Fund
05/10/2022	\$10,000.00	Department of Athletics – Endzone Complex Support Fund
05/10/2022	\$5,000.00	Department of Athletics – Endzone Complex Support Fund

05/11/2022	\$5,000.00	Division of Information Technology – Wittliff Collections Renovations
05/11/2022	\$15,000.00	College of Fine Arts and Communication – State of Black Design Event Excellence Fund
05/17/2022	\$75,000.00	College of Liberal Arts – Katherine A. Porter Operating
05/17/2022	\$30,000.00	Division of Information Technology – Wittliff Collections Support Fund
05/23/2022	\$15,000.00	College of Applied Arts – School of Family and Consumer Sciences Excellence Fund
05/24/2022	\$5,000.00	Department of Athletics – Volleyball Non-Membership Fund
05/24/2022	\$5,000.00	Department of Athletics – Volleyball Non-Membership Fund
05/31/2022	\$50,000.00	College of Liberal Arts – The Grady G. Early Research Endowment in Forensic Anthropology
5/31/2022	\$10,000.00	College of Liberal Arts - The Gilbert M. Grosvenor Center for Geographic Education
TOTAL:	<u>\$3,096,638.35</u>	

The following Gifts-in-Kind valued at \$5,000 or more were made to Texas State University.

<u>Date(s) of Gift</u>	<u>Gift Amount</u>	<u>Beneficiary(ies)</u>
04/21/2022	\$44,845.00	College of Science and Engineering – Computer Science
TOTAL:	<u>\$44,845.00</u>	

The following gifts of \$5,000 or more were made payable to the Texas State University Development Foundation.

<u>Date(s) of Gift</u>	<u>Gift Amount</u>	<u>Beneficiary(ies)</u>
03/01/2022	\$5,000.00	College of Fine Arts and Communication – KGBTexas Endowment in Advertising and Public Relations
03/01/2022	\$20,000.00	Division of University Advancement – Denise M. Trauth Endowed Scholarship
03/03/2022	\$16,292.83	Honors College – Merry Kone FitzPatrick Endowed Scholarship
03/10/2022	\$5,000.00	College of Fine Arts and Communication – The Mark Anthony Cruz Classical Guitar Excellence Scholarship
03/16/2022	\$5,000.00	Department of Athletics – Bailiff Family Endowed Scholarship
03/24/2022	\$26,000.00	College of Education – Sterling Grace Graduate Scholarship in Autism and Applied Behavioral Analysis
03/25/2022	\$100,000.00	Department of Athletics – The Brown Family/Brown Distributing: Department of Athletics
03/29/2022	\$7,307.34	College of Fine Arts and Communication – Music Building Quasi-Endowment
03/31/2022	12,500.00	College of Fine Arts and Communication – Señor Cicero Alexander Rust III Endowment in Latin Music Studies
04/05/2022	\$40,000.00	College of Fine Arts and Communication – Still Water Foundation: Musical Theatre Scholarships
04/07/2022	\$9,000.00	Department of Athletics – The David and Beth Bentley Endowed Scholarship for Texas State
04/07/2022	\$9,000.00	Department of Athletics – The David and Beth Bentley Endowed Scholarship for Texas State

04/08/2022	\$5,000.00	Department of Athletics – Dr. Alberto and Mrs. Elizabeth Santos Endowed Scholarship for Texas State
04/12/2022	\$25,000.00	Office of the Provost and Vice President for Academic Affairs – Wayne and JoAnn Moore Charitable Foundation Endowed Scholarship
04/17/2022	\$10,000.00	Department of Athletics – Tallent Track and Field Student-Athlete Endowed Scholarship
04/26/2022	\$50,000.00	College of Health Professions – Edith and You-Kin Chin Endowed Scholarship
05/02/2022	\$25,000.00	Department of Athletics – David Longhofer Memorial Endowed Scholarship
05/02/2022	\$50,000.00	College of Fine Arts and Communication – Charlie and Joy Williams Endowed Scholarship in Dance
05/12/2022	\$125,000.00	Division of Information Technology – Unity Charitable Fund: Unity Educator Program in Immersive Technology
05/20/2022	\$100,000.00	Division of University Advancement – William and Loma Hobson Endowed Scholarship
05/24/2022	\$12,500.00	Department of Athletics – Wayne and Deborah Tiemann Endowed Scholarship
TOTAL:	<u>\$657,600.17</u>	

The following gifts of \$5,000 or more were made payable to the Emmett and Miriam McCoy College of Business Administration Development Foundation. These gifts benefit scholarships, programs, or initiatives at the McCoy College of Business Administration at Texas State University.

<u>Date(s) of Gift</u>	<u>Gift Amount</u>	<u>Beneficiary(ies)</u>
03/03/2022	\$10,000.00	McCoy College of Business Administration – The Dan Pearson Endowed Scholarship in the McCoy College of Business
03/22/2022	\$12,500.00	McCoy College of Business Administration – Ross and Dorothy Doane Endowed Scholarship
04/18/2022	\$10,000.00	McCoy College of Business Administration – Sam and Ann Barshop Endowed Chair in Entrepreneurship, Dr. Jim Bell Scholarship in Entrepreneurship
04/21/2022	\$25,000.00	McCoy College of Business Administration – Wayne “Cotton” Carlson Scholarship Endowment

04/22/2022	\$25,000.00	McCoy College of Business Administration – McCoy College of Business Foundation Undergraduate Scholarship Endowment
04/28/2022	\$13,000.00	McCoy College of Business Administration – Excellence Endowment for the Department of Accounting
04/28/2022	\$13,000.00	McCoy College of Business Administration – Excellence Endowment for the Department of Accounting
05/03/2022	\$30,000.00	McCoy College of Business Administration – Ann L. Watkins, Ph. D. Professorship in Accounting
05/26/2022	\$15,000.00	McCoy College of Business Administration – Ann L. Watkins, Ph.D. Professorship in Accounting
05/26/2022	\$10,000.00	McCoy College of Business Administration – Dr. Paula L. Rechner Scholarship in Management
TOTAL:	<u>\$163,500.00</u>	

Explanation

The following gifts of \$5,000 or more were made to Texas State University.

- A foundation in Austin, Texas, donated \$100,000 to the Texas State University System Foundation Graduate Endowed Fellowship in Liberal Arts account in the College of Liberal Arts.
- An alumnus in San Marcos, Texas, donated \$9,000 to the Football Locker Room Project Donations, Bobcat Club Seats, and Athletic Club Seat Donations accounts in the Department of Athletics.
- A corporation in Charlotte, North Carolina, donated \$5,000 to the Bobcat Bounty account in the College of Applied Arts.
- A couple in San Antonio, Texas, donated \$6,000 to the Bobcat Club Seats and Athletic Club Seat Donations accounts in the Department of Athletics.
- A couple in San Marcos, Texas, donated \$25,000 to the Endzone Complex Support Fund account in the Department of Athletics.
- An alumni couple in Houston, Texas, donated \$5,000.00 to the Bobcat Club Annual Fund account in the Department of Athletics.
- A couple in Little Rock, Arkansas, donated \$25,000 to the Touchdown Team Non-Membership Gift Fund account in the Department of Athletics.
- A corporation in Irving, Texas, donated \$30,345 to the NEC: Human Trafficking Registry account in the College of Applied Arts.

- A donor advised fund corporation in Austin, Texas, donated \$10,000 to the Mariachi Ensemble Scholarship account in the College of Fine Arts and Communication.
- A corporation in Bloomington, Illinois, donated \$45,000 to the State Farm National Fire Incident Reporting System Research account in the College of Liberal Arts.
- An alumnus in San Marcos, Texas, donated \$5,000 to The Patrick Webb Price Award account in the College of Fine Arts and Communication.
- An alumni couple in Spring Branch, Texas, donated \$12,000 to the Athletic Suite Donations account in the Department of Athletics.
- A corporation in Fort Mill, South Carolina, donated \$13,000 to the Sunbelt Rentals, Inc., Construction Technology Support Fund and the Construction Technology Discretionary accounts in the College of Science and Engineering.
- A donor advised fund corporation in Houston, Texas, donated \$5,000 to the Alumni Association Priority Fund account in the Division of University Advancement.
- An alumnus and spouse in Victoria, Texas, donated \$12,000 to the Athletic Suite Donations account in the Department of Athletics.
- A corporation in American Fork, Utah, donated \$10,000 to the Professional Selling Partners' Program account in the McCoy College of Business Administration.
- An alumnus in Blanco, Texas, donated \$15,000 to the Señor Cicero Alexander Rust III Scholarship in Musical Theatre.
- An alumnus and spouse in Victoria, Texas, donated \$10,000 to the Touchdown Team Non-Membership Fund account in the Department of Athletics.
- A corporation in San Francisco, California, donated \$5,000 to the Musical Theatre Excellence Fund account in the College of Fine Arts and Communication.
- A corporation in Secaucus, New Jersey, donated \$9,000 to the EY Program Support Fund account in the McCoy College of Business Administration.
- An organization in San Marcos, Texas, donated \$8,000.00 to the Mary Bonner Scholarship Fund account in the Division of University Advancement.
- A foundation in Round Rock, Texas, donated \$18,500 to the Concrete Industry Management (CIM) Program Support account in the College of Science and Engineering.
- An alumni couple in San Marcos, Texas, donated \$5,000 to the Bobcat Club Seats, Bobcat Club Annual Fund, and Athletic Club Seat Donations accounts in the Department of Athletics.
- A foundation in Dover, Delaware, donated \$60,000 to the Sustainable and Green Software Engineering account in the College of Science and Engineering.
- A corporation in Houston, Texas, donated \$15,000 to the Touchdown Team Non-Membership account in the Department of Athletics.
- An individual in Round Rock, Texas, donated \$5,750 to the Texas State Piano Festival account in the College of Fine Arts and Communication.

- An organization in San Marcos, Texas, donated \$80,000 to the Fraternity and Sorority Life Fund account in the Division of Student Affairs.
- A corporation in Mason, Ohio, donated \$10,755.35 to the Statistics Unplugged Fund account in the College of Liberal Arts.
- A couple in Spring Branch, Texas, donated \$2,000,000 to the Endzone Complex Support Fund account in the Department of Athletics.
- A corporation in Irving, Texas, donated \$10,000 to the Professional Selling Partners' Program account in the McCoy College of Business Administration.
- A corporation in College Station, Texas, donated \$5,000 to the Professional Selling Partners' Program account in the McCoy College of Business Administration.
- A family foundation in Chatfield, Texas, donated \$5,000 to the Alumni Association Priority Fund account in the Division of University Advancement.
- A couple in Houston, Texas, donated \$10,000 to the Wittliff Tomorrow Fund account in the Division of Information Technology.
- A couple in Houston, Texas, donated \$12,500 to the Bobcat Club Gifts account in the Department of Athletics.
- A couple in Houston, Texas, donated \$12,500 to the Maroon and Gold Annual Fund account in the Division of University Advancement.
- An anonymous donor donated \$50,000 to the Athletic Facilities Bricks and Mortar Gifts account in the Department of Athletics
- A corporation in Round Rock, Texas, donated \$24,976 to the Dell Technologies Performance Analysis Study account in the College of Science and Engineering.
- A corporation in Reston, Virginia, donated \$10,000 to the State of Black Design Event Excellence Fund account in the College of Fine Arts and Communication.
- A corporation in Charlotte, North Carolina, donated \$35,000 to the Chartwells' Undergraduate Scholarship account in the Office of the Provost and Vice President for Academic Affairs.
- A foundation in Seattle, Washington, donated \$28,312 to the Gates Foundation Texas Teacher Pipeline Research account in the College of Education.
- An organization in San Marcos, Texas, donated \$6,000 to the San Marcos Lions Club Habitat Field Crew account in the Office of the Provost and Vice President for Academic Affairs.
- An organization in Ponte Vedra Beach, Florida, donated \$75,000 to the Concrete Industry Management (CIM) Program Support account in the College of Science and Engineering.
- An alumni couple in San Angelo, Texas, donated \$8,000 to the Bobcat Club Seats and to the Athletic Club Seat Donations accounts in the Department of Athletics.
- A corporation in Houston, Texas, donated \$5,000 to the Baseball Non-Membership account in the Department of Athletics.

- A corporation in Houston, Texas, donated \$5,000 to the Manufacturing Research Senior Design Fund account in the College of Science and Engineering.
- A corporation in Memphis, Tennessee, donated \$5,000 to the Somos Tejas State - Latinx Student Support Fund account in the Division of the Vice President for University Administration.
- A corporation in Providence, Rhode Island, donated \$5,000 to the Mathworks Operating Gift Fund account in the College of Science and Engineering.
- A corporation in Houston, Texas, donated \$10,000 to the Endzone Complex Support Fund account in the Department of Athletics.
- A couple in Houston, Texas, donated \$5,000 to the Endzone Complex Support Fund account in the Department of Athletics.
- A couple in Marble Falls, Texas, donated \$5,000 to the Wittliff Collections Renovations account in the Division of Information Technology.
- A corporation in San Francisco, California, donated \$15,000 to the State of Black Design Event Excellence Fund account in the College of Fine Arts and Communication.
- A family foundation in Buda, Texas, donated \$75,000 to the Katherine A. Porter Operating account in the College of Liberal Arts.
- A donor advised fund corporation in San Antonio, Texas, donated \$30,000 to the Wittliff Collections Support Fund account in the Division of Information Technology.
- A donor advised fund in Leakey, Texas, donated \$15,000 to the School of Family and Consumer Sciences account in the College of Applied Arts.
- An individual in San Marcos, Texas, donated \$5,000 to the Volleyball Non-Membership account in the Department of Athletics.
- An alumnus and spouse in Tomball, Texas, donated \$5,000 to the Volleyball Non-Membership account in the Department of Athletics.
- An individual in San Marcos, Texas, donated \$50,000 to The Grady G. Early Research Endowment account in the College of Liberal Arts.
- A couple in New Braunfels, Texas, donated \$10,000 to The Gilbert M. Grosvenor Center for Geographic Education account in the College of Liberal Arts.

The following Gifts-In-Kind valued at \$5,000 or more were made to Texas State University.

- A corporation in Austin, Texas, donated \$44,845 to the Computer Science account in the College of Science and Engineering.

The following gifts of \$5,000 or more were made payable to the Texas State University Development Foundation. These gifts benefit scholarships, programs, or initiatives at Texas State University.

- An alumna and spouse in San Antonio, Texas, donated \$5,000 to the KGBTexas Endowment in Advertising and Public Relations account in the College of Fine Arts and

- An individual in New Braunfels, Texas, donated \$20,000 to the Denise M. Trauth Endowed Scholarship account in the Division of University Advancement.
- A couple in San Marcos, Texas, donated \$16,292.83 to the Merry Kone FitzPatrick Endowed Scholarship account in the Honors College.
- A couple in Los Fresnos, Texas, donated \$5,000 to The Mark Anthony Cruz Classical Guitar Excellence Scholarship account in the College of Fine Arts and Communication.
- An alumnus and spouse in Commerce, Texas, donated \$5,000 to the Bailiff Family Endowed Scholarship account in the Department of Athletics.
- An individual in West Lake Hills, Texas, donated \$26,000 to the Sterling Grace Graduate Scholarship in Autism and Applied Behavioral Analysis account in the College of Education.
- A corporation in Austin, Texas, donated \$100,000 to The Brown Family/Brown Distributing Fund in the Department of Athletics account in the Department of Athletics.
- A couple in San Marcos, Texas, donated \$7,307.34 to the Music Building Quasi-Endowment account in the College of Fine Arts and Communication.
- An alumnus in Blanco, Texas, donated \$12,500 to the Señor Cicero Alexander Rust III Endowment in Latin Music Studies account in the College of Fine Arts and Communication.
- A foundation in Austin, Texas, donated \$40,000 to the Still Water Foundation Musical Theatre Scholarships account in the College of Fine Arts and Communication.
- A donor advised fund corporation in Hudson, Ohio, donated \$9,000 to The David and Beth Bentley Endowed Scholarship for Texas State account in the Department of Athletics.
- A donor advised fund foundation in Hudson, Ohio, donated \$9,000 to The David and Beth Bentley Endowed Scholarship for Texas State account in the Department of Athletics
- An alumni couple in San Marcos, Texas, donated \$5,000 to the Dr. Alberto & Mrs. Elizabeth Santos Endowed Scholarship for Texas State account in the Department of Athletics.
- A foundation in Midland, Texas, donated \$25,000 to the Wayne and JoAnn Moore Charitable Foundation Endowed Scholarship account in the Office of the Provost and Vice President for Academic Affairs.
- An alumna in Cedar Park, Texas, donated \$10,000 to the Tallent Track & Field Student-Athlete Endowed Scholarship account in the Department of Athletics.
- A couple in Austin, Texas, donated \$50,000 to the Edith and You-Kin Chin Endowed Scholarship account in the College of Health Professions.
- A couple in Harlingen, Texas, donated \$25,000 to the David Longhofer Memorial Endowed Scholarship account in the Department of Athletics.

- An alumna and spouse in Houston, Texas, donated \$50,000 to the Charlie and Joy Williams Endowed Scholarship in Dance account in the College of Fine Arts and Communication.
- A donor advised fund in San Francisco, California, donated \$125,000 to the Unity Charitable Fund: Unity Educator Program in Immersive Technology account in the Division of Information Technology.
- An alumni couple in Cat Springs, Texas, donated \$100,000 to the William and Loma Hobson Endowed Scholarship account in the Division of University Advancement.
- A couple in Fall City, Texas, donated \$12,500 to the Wayne & Deborah Tiemann Endowed Scholarship account in the Department of Athletics.

The following gifts of \$5,000 or more were made payable to the Emmett and Miriam McCoy College of Business Administration Development Foundation. These gifts benefit scholarships, programs, or initiatives at the McCoy College of Business Administration at Texas State University.

- An individual in Austin, Texas, donated \$10,000 to the Dan Pearson Endowed Scholarship in the McCoy College of Business account in the McCoy College of Business Administration.
- An individual in San Marcos, Texas, donated \$12,500 to the Ross and Dorothy Doane Endowed Scholarship account in the McCoy College of Business Administration.
- A donor advised fund corporation in Jenkitown, Pennsylvania, donated \$10,000 to the Sam and Ann Barshop Endowed Chair in Entrepreneurship and the Dr. Jim Bell Scholarship in Entrepreneurship accounts in the McCoy College of Business Administration.
- An alumnus in Austin, Texas, donated \$25,000 to the Wayne “Cotton” Carlson Scholarship Endowment account in the McCoy College of Business Administration.
- A foundation in San Antonio, Texas, donated \$25,000 to the McCoy College of Business Foundation Undergraduate Scholarship Endowment account in the McCoy College of Business Administration.
- A corporation in Montvale, New Jersey, donated \$13,000 to the Excellence Endowment for the Department of Accounting account in the McCoy College of Business Administration.
- A corporation in Montvale, New Jersey, donated \$13,000 to the Excellence Endowment for the Department of Accounting account in the McCoy College of Business Administration.
- An organization in San Marcos, Texas, donated \$30,000 to the Ann L. Watkins, Ph.D. Professorship in Accounting account in the McCoy College of Business Administration.
- An organization in San Marcos, Texas, donated \$15,000 to the Ann L. Watkins, Ph.D. Professorship in Accounting account in the McCoy College of Business Administration.
- A couple in San Marcos, Texas, donated \$10,000 to the Dr. Paula L. Rechner Scholarship in Management account in the McCoy College of Business Administration.

**LAMAR INSTITUTE OF TECHNOLOGY
ACKNOWLEDGEMENT OF GIFTS AT LEAST \$5,000**

DATE	DONOR	AMOUNT	BENEFICIARY(IES)
02/22/2022	True Institutional Capacity Grant	\$ 122,715.00	Development
03/28/2022	PVF Roundtable Charitable Foundation	\$ 6,000.00	Development
04/12/2022	Jasper Higher Education & Technology Foundation	\$ 8,075.00	Development
04/29/2022	Retirement National	\$ 6,000.00	Foundation
04/29/2022	Mamie McFaddin Ward Scholarships	\$ 11,740.00	Development
05/02/2022	Echo Group	\$ 6,000.00	Foundation
05/03/2022	Texas Mutual Insurance	\$ 100,000.00	Development
05/03/2022	Frontstream-Entergy Matching Schott Family Scholarship	\$ 5,760.00	Development
05/04/2022	Texas Workforce Commission – Skills Development Fund Grant	\$ 285,453.00	Development
05/17/2022	Donald T. Boumans Foundation	\$ 20,000.00	Foundation
05/18/2022	All American Inspection	\$ 5,000.00	Foundation
05/26/2022	Mason Construction	\$ 5,000.00	Foundation
06/16/2022	GHS Foundation-Smith-Hutson Scholarship	\$ 13,000.00	Development
06/28/2022	American Dental Partners, Inc.	\$25,000.00	Foundation
	TOTAL	\$619,743.00	

This total represents a 118.27% increase from the August 2021 gift report.

EXPLANATIONS

\$122,715 was received on February 22, 2022, from the Texas Reskilling and Upskilling for Education (TRUE) Institutional Capacity Grant that will allow LIT to be a lifeline for students who are in urgent need of economic recovery due to COVID-19 and the future competitive workforce in Texas. Allowing students who are within six (6) months of completion to receive the financial support needed to cover student tuition and fees allows them to live the “American Dream.”

\$6,000 was received on March 28, 2022, from the PVF Roundtable Charitable Foundation for the benefit of the Wesley Foundation LIT/Lamar University Food Pantry to provide for students in need.

\$8,075 was received on April 12, 2022, from the Jasper Higher Education & Technology Foundation for 33 dual enrollment students.

\$6,000 was received on April 29, 2022, from Retirement National for the benefit of the 2022 LIT Foundation Scholarship Golf Tournament which provides scholarships for students enrolled in all programs.

\$11,740 was received on April 29, 2022, from the Mamie McFaddin Ward Scholarships for 23 students in the Allied Health program.

\$6,000 was received on May 2, 2022, from Echo Group for the benefit of the 2022 LIT Foundation Scholarship Golf Tournament which provides scholarships for students enrolled in all programs.

\$100,000 was received on May 3, 2022 from Texas Mutual Insurance Company for the benefit of funding LIT Safety Awareness Institute (SAI) that provides workplace safety courses for area employers, workers, and the general public.

\$5,760 was received on May 3, 2022, from Frontstream, Entergy's Matching Funds Program, for a donation made by Karen Radosevich and M. James Schott, Jr. for the Schott Family Scholarship for LIT students in the utility line program.

\$285,453 has been received as of May 4, 2022, from the Texas Workforce Commission for the Skills Development Fund Grant. The funds are distributed through our Workforce Training and Continuing Education Department to provide training for the benefit of companies in Southeast Texas.

\$20,000 was received on May 17, 2022, from the Donald T. Boumans Foundation for the Donald T. Boumans Scholarship Endowment, which provides scholarships for students enrolled in instrumentation and occupational safety and health programs.

\$5,000 was received on May 18, 2022, from All American Inspection for the benefit of the 2022 LIT Foundation Scholarship Golf Tournament which provides scholarships for students enrolled in all programs

\$5,000 was received on May 26, 2022, from Mason Construction for the benefit of the 2022 LIT Foundation Scholarship Golf Tournament which provides scholarships for students enrolled in all programs

\$13,000 was received on June 16, 2022, from GHS Foundation (Gerald H. Smith Foundation) for the Smith-Hutson Scholarship Program. The funds were awarded to eighteen (18) scholars enrolled in biological science, business management development, computer networking, computer drafting, instrumentation, respiratory therapy, and sonography in Summer 2022.

\$25,000 was received on June 28, 2022, from American Dental Partners Foundation, on behalf of Carus Dental to establish the Carus Dental Hygiene Endowment Scholarship. The scholarship endowment will benefit LIT students majoring in dental hygiene.



Lamar State College — Orange —

Gift & Donations

DATE	DONOR	AMOUNT	BENEFICIARY(IES)
07/25/22	Nelda C. and H.J. Lutcher Stark Foundation	\$100,000.00	Lamar State College Orange Scholarship Fund

EXPLANATION

The following gifts of \$5,000.00 or more were made payable to Lamar State College Orange:

- Scholarship donation from the Nelda C. and H.J. Lutcher Stark Foundation in the amount of \$100,000.00.

LAMAR STATE COLLEGE PORT ARTHUR

The following gifts of \$5,000 or more were made payable to Lamar State College Port Arthur.

DATE	DONOR	AMOUNT	BENEFICIARY(IES)
6/10/2022	Gale Foundation	\$62,500	Scholarships for LSCPA Students
6/15/2022	Port Arthur LNG, LLC	\$25,000	Student Scholarships and LSCPA Athletic Programs
TOTAL		\$87,500	

PORT ARTHUR HIGHER EDUCATION FOUNDATION Benefiting Lamar State College-Port Arthur

The following gifts of \$5,000 or more were made payable to the Port Arthur Higher Education Foundation.

DATE	DONOR	AMOUNT	BENEFICIARY(IES)
6/20/2022	Donald T. Boumans Foundation	\$20,000	Donald T. Boumans Scholarship Fund
TOTAL		\$20,000	

EXPLANATION

The following gifts of \$5,000 or more were made to Lamar State College Port Arthur:

The Gale Foundation donated \$62,500 for student scholarships.

Port Arthur LNG, LLC donated \$25,000 for student scholarships for STEM majors and Seahawk Season Sponsorship with LSCPA Athletics.

The following gifts of \$5,000 or more were made to the Port Arthur Higher Education Foundation:

Donald T. Boumans Foundation gave \$20,000 to the Donald T. Boumans Endowed Scholarship Fund.

APPENDIX – FINANCE AND AUDIT



Operating Budget Summary

Fiscal Year 2023

Lamar University

Sam Houston State University

Sul Ross State University

Sul Ross State University Rio Grande College

Texas State University

Lamar Institute of Technology

Lamar State College - Orange

Lamar State College - Port Arthur

Texas State University System Administration



TABLE OF CONTENTS

	Page
I. Consolidated Budget Summary	1
II. Budget Summaries by Component	
LAMAR UNIVERSITY	13
SAM HOUSTON STATE UNIVERSITY	32
SUL ROSS STATE UNIVERSITY	56
SUL ROSS STATE UNIVERSITY - RIO GRANDE COLLEGE	75
TEXAS STATE UNIVERSITY	86
LAMAR INSTITUTE OF TECHNOLOGY	105
LAMAR STATE COLLEGE - ORANGE	121
LAMAR STATE COLLEGE - PORT ARTHUR	138
TEXAS STATE UNIVERSITY SYSTEM ADMINISTRATION	155
III. Budget Standards	163
IV. Glossary of Terms	164

The Texas State University System

**Table A 1
Educational and General Funds
Revenues and Transfers**

	FY 2022		FY 2023		Variance	
	APPROVED BUDGET		PROPOSED BUDGET		DOLLAR	PERCENT
Total Statutory Tuition and Fees	\$	113,839,841	\$	113,801,141	\$	(38,700) (0.03)%
State Appropriation						
Bill Pattern General Revenue	\$	312,992,241	\$	305,473,914	\$	(7,518,327) (2.40)%
Benefits	\$	78,396,516	\$	79,198,365	\$	801,849 1.02 %
Higher Education Fund	\$	77,867,711	\$	77,867,711	\$	- - %
Hazlewood Reimbursement	\$	1,023,566	\$	1,019,659	\$	(3,907) (0.38)%
Other	\$	8,588,091	\$	7,385,568	\$	(1,202,523) (14.00)%
Total State Appropriations	\$	478,868,125	\$	470,945,217	\$	(7,922,908) (1.65)%
Other Revenue	\$	2,478,614	\$	2,671,816	\$	193,202 7.79 %
Total Revenues	\$	595,186,580	\$	587,418,174	\$	(7,768,406) (1.31)%
Transfers In						
Designated Tuition	\$	56,225,967	\$	61,759,581	\$	5,533,614 9.84 %
Technology Service Fee	\$	-	\$	-	\$	- - %
Other	\$	11,849,099	\$	12,619,151	\$	770,052 6.50 %
Total Transfers In	\$	68,075,066	\$	74,378,732	\$	6,303,666 9.26 %
Budgeted Fund Balances	\$	-	\$	1,856,870	\$	1,856,870 100.00 %
Total Budgeted Funds	\$	663,261,646	\$	663,653,776	\$	392,130 0.06 %

The Texas State University System

Table A 2
Educational and General Funds
Budgeted Expenditures

	FY 2022		FY 2023		Variance		
	APPROVED BUDGET		PROPOSED BUDGET		DOLLAR	PERCENT	
Instruction Support	\$	339,164,046	\$	344,202,725	\$	5,038,679	1.49 %
Research / Organized Research	\$	28,722,376	\$	29,427,507	\$	705,131	2.45 %
Public Service	\$	13,135,423	\$	10,324,336	\$	(2,811,087)	(21.40)%
Academic Support	\$	49,891,013	\$	52,447,406	\$	2,556,393	5.12 %
Student Service Support	\$	26,624,074	\$	25,655,978	\$	(968,096)	(3.64)%
Institutional Support	\$	60,636,517	\$	61,604,719	\$	968,202	1.60 %
Plant Support	\$	39,428,912	\$	40,518,483	\$	1,089,571	2.76 %
Scholarships & Fellowships	\$	457,261	\$	457,261	\$	-	- %
Total Expenditures	\$	558,059,623	\$	564,638,415	\$	6,578,792	1.18 %
Transfers Out							
TPEG	\$	15,399,803	\$	15,193,545	\$	(206,258)	(1.34)%
TRB Debt Service	\$	34,286,863	\$	27,706,612	\$	(6,580,251)	(19.19)%
HEF - Debt Service	\$	10,267,021	\$	10,155,720	\$	(111,301)	(1.08)%
HEF - Plant	\$	43,609,990	\$	44,398,339	\$	788,349	1.81 %
Other	\$	1,616,745	\$	1,561,145	\$	(55,600)	(3.44)%
Total Transfers Out	\$	105,180,422	\$	99,015,361	\$	(6,165,061)	(5.86)%
Total Budgeted Expenditures & Transfers Out	\$	663,240,045	\$	663,653,776	\$	413,731	0.06 %

The Texas State University System

**Table B 1
Designated Funds
Revenues and Transfers**

	FY 2022		FY 2023		Variance	
	APPROVED BUDGET		PROPOSED BUDGET		DOLLAR	PERCENT
Tuition and Fees						
Designated Tuition	\$	422,721,706	\$	415,524,918	\$	(7,196,788) (1.70)%
Institutional Services Fee	\$	40,946,196	\$	39,732,349	\$	(1,213,847) (2.96)%
Advising Fee	\$	7,993,993	\$	7,941,057	\$	(52,936) (0.66)%
Technology Use / Computer Service Fee	\$	20,717,045	\$	20,624,402	\$	(92,643) (0.45)%
Environmental Service Fee	\$	79,600	\$	79,000	\$	(600) (0.75)%
ID / One-Card Fee	\$	298,000	\$	298,000	\$	- - %
Library Fee	\$	14,350,095	\$	14,635,534	\$	285,439 1.99 %
International Education Fee	\$	273,902	\$	278,917	\$	5,015 1.83 %
Student Publication Fee	\$	636,700	\$	634,500	\$	(2,200) (0.35)%
Academic Program Fees	\$	10,878,286	\$	10,357,196	\$	(521,090) (4.79)%
Distance Learning Fee	\$	34,882,860	\$	39,798,790	\$	4,915,930 14.09 %
Records Fee	\$	268,381	\$	266,000	\$	(2,381) (0.89)%
Recreation Fee	\$	4,538,354	\$	4,311,352	\$	(227,002) (5.00)%
University Center Fee	\$	1,896,564	\$	1,897,266	\$	702 0.04 %
International Study Fee	\$	3,856,500	\$	3,782,000	\$	(74,500) (1.93)%
Repeat Fee	\$	1,690,460	\$	1,690,460	\$	- - %
Other	\$	7,510,224	\$	8,974,734	\$	1,464,510 19.50 %
Total Tuition and Fees	\$	573,538,866	\$	570,826,475	\$	(2,712,391) (0.47)%
Investment Income	\$	2,455,123	\$	4,220,214	\$	1,765,091 71.89 %
Other Revenue	\$	39,565,977	\$	48,965,079	\$	9,399,102 23.76 %
Total Revenues	\$	615,559,966	\$	624,011,768	\$	8,451,802 1.37 %
Transfers In						
TPEG	\$	15,328,234	\$	15,120,870	\$	(207,364) (1.35)%
Auxiliary Funds	\$	898,571	\$	1,024,958	\$	126,387 14.07 %
Other	\$	675,000	\$	950,000	\$	275,000 40.74 %
Total Transfers In	\$	16,901,805	\$	17,095,828	\$	194,023 1.15 %
Budgeted Fund Balances	\$	16,305,967	\$	26,437,766	\$	10,131,799 62.14 %
Total Budgeted Funds	\$	648,767,738	\$	667,545,362	\$	18,777,624 2.89 %

The Texas State University System

**Table B 2
Designated Funds
Budgeted Expenditures**

	FY 2022		FY 2023		Variance		
	APPROVED BUDGET		PROPOSED BUDGET		DOLLAR	PERCENT	
Instruction Support	\$	131,536,338	\$	132,089,934	\$	553,596	0.42 %
Research / Organized Research	\$	13,939,371	\$	15,610,065	\$	1,670,694	11.99 %
Public Service	\$	2,887,076	\$	2,809,105	\$	(77,971)	(2.70)%
Academic Support	\$	106,548,810	\$	108,253,187	\$	1,704,377	1.60 %
Student Support	\$	33,257,689	\$	37,437,054	\$	4,179,365	12.57 %
Institutional Support	\$	110,214,337	\$	103,752,500	\$	(6,461,837)	(5.86)%
Plant Support	\$	56,861,418	\$	57,510,932	\$	649,514	1.14 %
Scholarships & Fellowships	\$	95,469,181	\$	106,820,558	\$	11,351,377	11.89 %
Total Expenditures	\$	550,714,221	\$	564,283,335	\$	13,569,114	2.46 %
Transfers Out							
System Assessment	\$	10,301,948	\$	10,736,284	\$	434,336	4.22 %
Debt Service	\$	13,792,413	\$	13,167,054	\$	(625,359)	(4.53)%
E&G	\$	56,225,967	\$	61,759,581	\$	5,533,614	9.84 %
Auxiliary	\$	17,051,074	\$	16,841,994	\$	(209,080)	(1.23)%
Other	\$	682,114	\$	757,114	\$	75,000	11.00 %
Total Transfers Out	\$	98,053,517	\$	103,262,027	\$	5,208,511	5.31 %
Total Budgeted Expenditures & Transfers Out	\$	648,767,738	\$	667,545,362	\$	18,777,624	2.89 %

The Texas State University System

**Table C 1
Auxiliary Funds
Revenues and Transfers**

	FY 2022		FY 2023		Variance	
	APPROVED BUDGET		PROPOSED BUDGET		DOLLAR	PERCENT
Fees						
Athletic Fee	\$	31,170,412	\$	31,060,698	\$	(109,714) (0.35)%
Medical Service Fee	\$	7,691,325	\$	7,221,681	\$	(469,644) (6.11)%
Student Service Fee	\$	20,769,590	\$	20,472,169	\$	(297,421) (1.43)%
Recreational Sport Fee	\$	8,147,318	\$	7,585,063	\$	(562,255) (6.90)%
Student Center Fee	\$	12,963,535	\$	12,252,160	\$	(711,375) (5.49)%
Student Bus Fee	\$	6,462,630	\$	5,762,400	\$	(700,230) (10.84)%
ID Card Fee	\$	399,200	\$	404,700	\$	5,500 1.38 %
Other	\$	234,603	\$	240,332	\$	5,729 2.44 %
Total Fees	\$	87,838,613	\$	84,999,203	\$	(2,839,410) (3.23)%
Sales and Services						
Housing	\$	79,758,049	\$	90,450,245	\$	10,692,196 13.41 %
Dining	\$	36,931,977	\$	40,578,212	\$	3,646,235 9.87 %
Parking	\$	11,178,630	\$	10,761,389	\$	(417,241) (3.73)%
Athletics	\$	12,674,055	\$	15,921,691	\$	3,247,636 25.62 %
Bookstore	\$	4,730,940	\$	3,306,745	\$	(1,424,195) (30.10)%
Hospital and Clinics	\$	750,000	\$	786,178	\$	36,178 4.82 %
Other	\$	5,619,885	\$	5,906,178	\$	286,293 5.09 %
Total Sales and Services	\$	151,643,536	\$	167,710,638	\$	16,067,102 10.60 %
Investment Income	\$	315,430	\$	1,306,921	\$	991,491 314.33 %
Other Income	\$	7,733,865	\$	8,961,867	\$	1,228,002 15.88 %
Total Revenues	\$	247,531,444	\$	262,978,629	\$	15,447,185 6.24 %
Transfers In						
Designated Tuition	\$	16,806,782	\$	16,649,998	\$	(156,784) (0.93)%
Other	\$	1,096,722	\$	1,932,668	\$	835,946 76.22 %
Total Transfers In	\$	17,903,504	\$	18,582,666	\$	679,162 3.79 %
Budgeted Fund Balances	\$	3,528,431	\$	6,155,092	\$	2,626,661 74.44 %
Total Budgeted Funds	\$	268,963,379	\$	287,716,387	\$	18,753,008 6.97 %

The Texas State University System

**Table C 2
Auxiliary Funds
Budgeted Expenditures**

	FY 2022		FY 2023		Variance		
	APPROVED BUDGET		PROPOSED BUDGET		DOLLAR	PERCENT	
Athletic Fee	\$	30,099,704	\$	30,309,293	\$	209,589	0.70 %
Medical Service Fee	\$	8,177,048	\$	8,110,850	\$	(66,198)	(0.81)%
Student Service Fee	\$	18,103,354	\$	17,728,430	\$	(374,924)	(2.07)%
Recreational Sport Fee	\$	5,523,888	\$	5,373,923	\$	(149,965)	(2.71)%
Student Center Fee	\$	8,477,012	\$	7,767,634	\$	(709,378)	(8.37)%
Student Bus Fee	\$	6,462,630	\$	6,950,992	\$	488,362	7.56 %
ID Card Fee	\$	413,700	\$	410,100	\$	(3,600)	(0.87)%
Total Fee Based Expenditures	\$	77,257,336	\$	76,651,222	\$	(606,114)	(0.78)%
Housing	\$	48,772,429	\$	57,364,214	\$	8,591,785	17.62 %
Dining	\$	34,537,126	\$	38,171,278	\$	3,634,152	10.52 %
Parking	\$	5,831,129	\$	5,771,809	\$	(59,320)	(1.02)%
Athletics	\$	25,261,169	\$	30,171,745	\$	4,910,576	19.44 %
Bookstore	\$	4,489,694	\$	2,998,357	\$	(1,491,337)	(33.22)%
Hospital and Clinics	\$	1,105,107	\$	1,401,128	\$	296,021	26.79 %
Other	\$	12,905,537	\$	13,170,071	\$	264,534	2.05 %
Total Sales & Services Based Expenditures	\$	132,902,191	\$	149,048,602	\$	16,146,411	12.15 %
Transfers Out							
Debt Service							
Medical Service	\$	693,891	\$	550,100	\$	(143,791)	(20.72)%
Athletics	\$	7,521,392	\$	7,465,905	\$	(55,487)	(0.74)%
Student Center	\$	5,540,455	\$	5,589,593	\$	49,138	0.89 %
Student Service	\$	1,464,894	\$	1,461,092	\$	(3,802)	(0.26)%
Housing	\$	29,774,336	\$	32,178,061	\$	2,403,725	8.07 %
Dining	\$	2,039,401	\$	2,041,722	\$	2,321	0.11 %
Parking and Public Safety	\$	5,147,601	\$	4,815,783	\$	(331,818)	(6.45)%
Recreational Sports	\$	3,850,970	\$	3,852,425	\$	1,455	0.04 %
Other	\$	231,246	\$	223,388	\$	(7,858)	(3.40)%
Real Estate Rental	\$	251,665	\$	504,067	\$	252,402	100.29 %
Vending	\$	300,000	\$	300,000	\$	-	- %
Designated Funds	\$	898,571	\$	913,200	\$	14,629	1.63 %
Other	\$	1,089,430	\$	2,121,227	\$	1,031,797	94.71 %
Total Transfers Out	\$	58,803,852	\$	62,016,563	\$	3,212,711	5.46 %
Total Budgeted Expenditures & Transfers Out	\$	268,963,379	\$	287,716,387	\$	18,753,008	6.97 %

The Texas State University System

Table D
Intercollegiate Athletics
Estimated Revenue and Budgeted Expenditures
Fiscal Year

	MEN					WOMEN				
	FOOTBALL	BASKETBALL	BASEBALL	TRACK	OTHER	BASKETBALL	VOLLEYBALL	SOFTBALL	TRACK	OTHER
Revenues										
Sales and Service										
Gate Receipts/Parking	\$ 1,790,600	\$ 277,500	\$ 355,400	\$ -	\$ 250	\$ 40,900	\$ 25,400	\$ 59,300	\$ 2,500	\$ 2,650
Game Guarantees	\$ 1,950,000	\$ 768,500	\$ 2,000	\$ -	\$ -	\$ 143,000	\$ 2,000	\$ 2,000	\$ -	\$ 3,500
Concessions	\$ 60,900	\$ 900	\$ 25,700	\$ -	\$ 350	\$ 800	\$ 600	\$ 5,500	\$ -	\$ 250
Other										
Advertising	\$ -	\$ -	\$ -	\$ -	\$ -	\$ -	\$ -	\$ -	\$ -	\$ -
Licensing Fees	\$ -	\$ -	\$ -	\$ -	\$ -	\$ -	\$ -	\$ -	\$ -	\$ -
Camps	\$ 20,000	\$ 15,000	\$ 45,000	\$ -	\$ 15,000	\$ 5,000	\$ 20,000	\$ 15,000	\$ 15,000	\$ -
NCAA Revenue Sharing	\$ -	\$ -	\$ -	\$ -	\$ -	\$ -	\$ -	\$ -	\$ -	\$ -
Stadium Operations	\$ 830,000	\$ -	\$ 75,000	\$ -	\$ -	\$ -	\$ -	\$ 5,625	\$ -	\$ -
Other	\$ 843,000	\$ 156,000	\$ 140,000	\$ 47,000	\$ 45,000	\$ 70,000	\$ 51,000	\$ 199,000	\$ 78,000	\$ 75,000
Total Sales and Services	\$ 5,494,500	\$ 1,217,900	\$ 643,100	\$ 47,000	\$ 60,600	\$ 259,700	\$ 99,000	\$ 286,425	\$ 95,500	\$ 81,400
Designated Tuition	\$ 2,061,619	\$ 160,031	\$ 452,732	\$ -	\$ 194,830	\$ 551,768	\$ 436,776	\$ 357,711	\$ -	\$ 511,311
Athletic Fee	\$ 2,673,773	\$ 1,259,700	\$ 721,656	\$ 589,962	\$ 151,070	\$ 689,988	\$ 309,132	\$ 397,324	\$ 722,262	\$ 1,191,134
Total Tuition and Fees	\$ 4,735,392	\$ 1,419,731	\$ 1,174,388	\$ 589,962	\$ 345,900	\$ 1,241,756	\$ 745,908	\$ 755,035	\$ 722,262	\$ 1,702,445
Budgeted Fund Balances	\$ -	\$ 77,830	\$ -	\$ -	\$ -	\$ -	\$ -	\$ -	\$ -	\$ -
Total Budgeted Funds	\$ 10,229,892	\$ 2,715,461	\$ 1,817,488	\$ 636,962	\$ 406,500	\$ 1,501,456	\$ 844,908	\$ 1,041,460	\$ 817,762	\$ 1,783,845
Expenditures										
Salaries	\$ 5,225,960	\$ 1,996,865	\$ 1,172,772	\$ 711,539	\$ 507,061	\$ 1,279,771	\$ 529,964	\$ 678,060	\$ 279,262	\$ 1,159,359
Benefits	\$ 1,579,156	\$ 581,628	\$ 344,867	\$ 221,103	\$ 165,117	\$ 374,281	\$ 165,260	\$ 221,109	\$ 88,163	\$ 373,212
Travel	\$ 2,324,580	\$ 744,967	\$ 609,681	\$ 435,681	\$ 201,732	\$ 635,099	\$ 292,753	\$ 463,360	\$ 227,800	\$ 624,792
Scholarships	\$ 6,682,990	\$ 1,314,373	\$ 1,102,496	\$ 1,384,364	\$ 502,133	\$ 1,407,948	\$ 1,013,228	\$ 1,142,095	\$ 1,051,700	\$ 2,459,061
Other Maintenance & Operating	\$ 2,356,827	\$ 298,979	\$ 299,320	\$ 141,375	\$ 194,410	\$ 194,100	\$ 125,221	\$ 251,666	\$ 81,200	\$ 275,511
Capital	\$ -	\$ -	\$ -	\$ -	\$ -	\$ -	\$ -	\$ -	\$ -	\$ -
Total Budgeted Expenditures	\$ 18,169,513	\$ 4,936,812	\$ 3,529,136	\$ 2,894,062	\$ 1,570,453	\$ 3,891,198	\$ 2,126,426	\$ 2,756,289	\$ 1,728,125	\$ 4,891,935

	TOTAL MEN	TOTAL WOMEN	OTHER ACTIVITIES	ADMIN	GRAND TOTAL
Revenues					
Sales & Services					
Gate Receipts	\$ 2,423,750	\$ 130,750	\$ -	\$ -	\$ 2,554,500
Games Guarantees	\$ 2,720,500	\$ 150,500	\$ -	\$ -	\$ 2,871,000
Concessions	\$ 87,850	\$ 7,150	\$ -	\$ 240,000	\$ 335,000
Other					
Advertising	\$ -	\$ -	\$ 440,000	\$ 1,230,000	\$ 1,670,000
Licensing Fee	\$ -	\$ -	\$ -	\$ 815,000	\$ 815,000
NCAA Revenue Sharing	\$ 95,000	\$ 55,000	\$ -	\$ 2,328,791	\$ 2,478,791
Camps	\$ -	\$ -	\$ 1,230,000	\$ 1,015,000	\$ 2,245,000
Stadium Operations	\$ 905,000	\$ 5,625	\$ -	\$ 490,075	\$ 1,400,700
Other	\$ 1,231,000	\$ 473,000	\$ 285,000	\$ 1,792,000	\$ 3,781,000
Total Sales and Services	\$ 7,463,100	\$ 822,025	\$ 1,955,000	\$ 7,910,866	\$ 18,150,991
Designated Tuition	\$ 2,869,212	\$ 1,857,566	\$ 10,324,154	\$ 5,519,506	\$ 20,570,438
Auxiliary Transfer	\$ -	\$ -	\$ -	\$ 1,852,430	\$ 1,852,430
Athletic Fee	\$ 5,396,161	\$ 3,309,840	\$ 3,144,000	\$ 21,060,697	\$ 32,910,698
Total Tuition and Fees	\$ 8,265,373	\$ 5,167,406	\$ 13,468,154	\$ 28,432,633	\$ 55,333,566
Budgeted Fund Balances	\$ 77,830	\$ -	\$ -	\$ 606,618	\$ 684,448
Total Budgeted Funds	\$ 15,806,303	\$ 5,989,431	\$ 15,423,154	\$ 36,950,117	\$ 74,169,005
Expenditures					
Salaries	\$ 9,614,197	\$ 3,926,416	\$ 45,750	\$ 7,941,943	\$ 21,528,306
Fringe Benefits	\$ 2,891,872	\$ 1,222,024	\$ 16,013	\$ 2,401,819	\$ 6,531,728
Travel	\$ 4,316,641	\$ 2,243,804	\$ 6,500	\$ 517,500	\$ 7,084,445
Scholarships	\$ 10,986,356	\$ 7,074,032	\$ -	\$ 657,602	\$ 18,717,990
O&M	\$ 3,290,912	\$ 927,698	\$ 2,500	\$ 6,770,561	\$ 10,991,670
Capital	\$ -	\$ -	\$ -	\$ 70,000	\$ 70,000
Debt Service	\$ -	\$ -	\$ -	\$ 5,893,905	\$ 5,893,905
Other	\$ -	\$ -	\$ -	\$ 2,251,604	\$ 2,251,604
Total Budgeted Expenditures	\$ 31,099,977	\$ 15,393,973	\$ 70,763	\$ 26,504,934	\$ 73,069,647

The Texas State University System

TABLE E
Student Services and Activities Financed by Student Services Fees
Estimated Revenue, Fund Balances and Budgeted Expenditures

	FY 2022		FY 2023		Variance	
	APPROVED BUDGET		PROPOSED BUDGET		DOLLAR	PERCENT
Student Services Fee per Semester Credit Hour	\$ 98		\$ 98		-	- %
Student Services Fee Fund Balance at Beginning of Year (Net of Encumbrances)	\$ 8,079,811		\$ 7,412,339		\$ (667,472)	(8.26)%
Forecasted Revenue:						
SSF Revenue	\$ 20,513,310		\$ 20,087,613		\$ (425,697)	(2.08)%
Revenue Earned from Activities	\$ 218,000		\$ 215,000		\$ (3,000)	(1.38)%
Interest Revenue	\$ 1,000		\$ 1,000		-	- %
Transfer In	\$ 169,254		\$ 129,724		\$ (39,530)	(23.36)%
Total Forecasted Revenue:	<u>\$ 20,901,564</u>		<u>\$ 20,433,337</u>		<u>\$ (468,227)</u>	<u>(2.24)%</u>
Budgeted Student Service Fee Expenditures:						
1. Textbook Rentals	\$ -		\$ -		-	- %
2. Recreational Activities	\$ 924,132		\$ 952,668		\$ 28,536	3.09 %
3. Health and Hospital Services	\$ -		\$ -		-	- %
4. Medical Services	\$ -		\$ -		-	- %
5. Intramural and Intercollegiate Athletics	\$ 1,852,800		\$ 1,850,500		\$ (2,300)	(0.12)%
6. Artists and Lecture Series	\$ 402,496		\$ 389,996		\$ (12,500)	(3.11)%
7. Cultural Entertainment Series	\$ 858,927		\$ 453,521		\$ (405,406)	(47.20)%
8. Debating and Oratorical Activities	\$ 60,433		\$ 48,933		\$ (11,500)	(19.03)%
9. Student Publications	\$ 336,732		\$ 348,109		\$ 11,378	3.38 %
10. Student Government	\$ 167,170		\$ 171,300		\$ 4,130	2.47 %
11. Student Fee Advisory Committee	\$ 5,000		\$ 4,100		\$ (900)	(18.00)%
12. Student Transportation Services Other Than Those in TEC 54.504, 511, 512, 513	\$ 15,000		\$ 25,000		\$ 10,000	66.67 %
13. Other (See Detail Below)	\$ 16,989,087		\$ 16,810,648		\$ (178,439)	(1.05)%
Total Budgeted Expenditures	<u>\$ 21,611,777</u>		<u>\$ 21,054,775</u>		<u>\$ (557,002)</u>	<u>(2.58)%</u>
Estimated Student Services Fee Fund Balance at End of Year	<u>\$ 7,369,598</u>		<u>\$ 6,790,901</u>		<u>\$ (578,697)</u>	<u>(7.85)%</u>

The Texas State University System

**Table F
Matrix of Budgeted Operating Expenses**

	Instruction	Research	Public Service	Hospitals and Clinics	Academic Support	Student Services	Institutional Support	Operation & Maintenance of Plant	Scholarships/ Fellowships	Auxiliary	Total Expenses
Salary	\$ 331,718,770	\$ 20,857,048	\$ 6,259,941	\$ 473,324	\$ 72,800,979	\$ 45,967,860	\$ 78,318,786	\$ 34,723,132	\$ 738,885	\$ 55,345,657	\$ 647,204,382
Benefits	\$ 89,811,943	\$ 5,773,915	\$ 2,004,964	\$ 156,161	\$ 20,462,228	\$ 12,965,228	\$ 34,211,529	\$ 9,409,172	-	\$ 15,874,167	\$ 190,669,307
Travel	\$ 3,968,791	\$ 817,935	\$ 181,700	\$ -	\$ 1,713,437	\$ 838,909	\$ 1,813,059	\$ 123,568	-	\$ 7,806,368	\$ 17,263,767
O&M	\$ 39,870,905	\$ 15,098,937	\$ 4,372,506	\$ 771,643	\$ 39,166,802	\$ 17,476,015	\$ 43,312,102	\$ 23,334,568	\$ 88,698,928	\$ 101,147,996	\$ 373,250,401
Utilities	\$ 164,861	\$ 125,449	\$ 164,040	\$ -	\$ 81,351	\$ 316,512	\$ 974,253	\$ 30,887,642	-	\$ 18,632,155	\$ 51,346,263
Capital	\$ 1,943,790	\$ 1,024,183	\$ 62,435	\$ -	\$ 24,051,587	\$ 511,783	\$ 638,398	\$ 1,228,569	-	\$ 2,653,932	\$ 32,114,677
Other	\$ 8,813,982	\$ 1,340,107	\$ 87,855	\$ -	\$ 2,633,194	\$ 607,580	\$ 5,928,916	\$ 271,062	\$ 17,773,027	\$ 5,317,059	\$ 42,772,782
Total Budget	\$ 476,293,042	\$ 45,037,574	\$ 13,133,441	\$ 1,401,128	\$ 160,909,578	\$ 78,683,887	\$ 165,197,043	\$ 99,977,713	\$ 107,210,840	\$ 206,777,334	\$ 1,354,621,579

The Texas State University System

**Table G 1
Restricted Funds
Revenues and Transfers**

	FY 2022		FY 2023		Variance	
	APPROVED BUDGET		ADJUSTED BUDGET		DOLLAR	PERCENT
Pell Grant	\$	43,000,000	\$	41,000,000	\$	(2,000,000) (4.65)%
Other Federal Grant	\$	1,819,641	\$	1,809,082	\$	(10,559) (0.58)%
TEXAS Grant	\$	15,930,000	\$	15,705,000	\$	(225,000) (1.41)%
Endowment Income Distributions	\$	4,404,000	\$	4,734,909	\$	330,909 7.51 %
Charter School	\$	3,817,304	\$	4,463,805	\$	646,501 16.94 %
Osteopathic Medicine	\$	-	\$	-	\$	- - %
Other Grants/Research	\$	17,497,423	\$	25,979,837	\$	8,482,414 48.48 %
Discounts & Allowances	\$	(59,000,000)	\$	(57,000,000)	\$	2,000,000 (3.39)%
Total Revenues	\$	27,468,368	\$	36,692,633	\$	9,224,265 33.58 %
Transfers In						
Other	\$	-	\$	-	\$	- - %
Total Transfers In	\$	-	\$	-	\$	- - %
Budgeted Use of Fund Balances	\$	-	\$	-	\$	- - %
Total Budgeted Funds	\$	27,468,368	\$	36,692,633	\$	9,224,265 33.58 %

The Texas State University System

**Table G 2
Restricted Funds
Budgeted Expenditures**

	FY 2022		FY 2023		Variance	
	APPROVED BUDGET		ADJUSTED BUDGET		DOLLAR	PERCENT
Instruction Support	\$ 463,328	\$	\$ 520,611	\$	\$ 57,283	12.36 %
Research / Organized Research	\$ 9,006,215	\$	\$ 9,551,770	\$	\$ 545,555	6.06 %
Public Service	\$ 12,222,750	\$	\$ 15,276,958	\$	\$ 3,054,208	24.99 %
Academic Support	\$ 609,726	\$	\$ 874,966	\$	\$ 265,240	43.50 %
Student Support	\$ 9,069	\$	\$ -	\$	\$ (9,069)	(100.00)%
Institutional Support	\$ 300,000	\$	\$ 390,713	\$	\$ 90,713	30.24 %
Plant Support	\$ -	\$	\$ -	\$	\$ -	- %
Scholarships & Fellowships	\$ 63,857,280	\$	\$ 67,077,615	\$	\$ 3,220,335	5.04 %
Discounts & Allowances	\$ (59,000,000)	\$	\$ (57,000,000)	\$	\$ 2,000,000	(3.39)%
Total Expenditures	\$ 27,468,368	\$	\$ 36,692,633	\$	\$ 9,224,265	33.58 %
Transfers Out						
Other	\$ -	\$	\$ -	\$	\$ -	- %
Total Transfers Out	\$ -	\$	\$ -	\$	\$ -	- %
Total Budgeted Expenditures & Transfers Out	\$ 27,468,368	\$	\$ 36,692,633	\$	\$ 9,224,265	33.58 %

The Texas State University System

Recapitulation of Budgeted Revenues, Expenditures, Transfers, and Use of Reserves
For Fiscal Year Ending August 31, 2023

	Estimated Revenues	Transfers In	Budgeted Use of Reserves	Total Budgeted Sources	Budgeted Expenditures	Transfers Out	Total Budgeted Uses	Net Transfers *
Educational & General	\$ 587,418,174	\$ 74,378,732	\$ 1,856,870	\$ 663,653,776	\$ (564,638,415)	\$ (99,015,361)	\$ (663,653,776)	\$ (24,636,629)
Designated	\$ 624,011,768	\$ 17,095,828	\$ 26,437,766	\$ 667,545,362	\$ (564,283,335)	\$ (103,262,027)	\$ (667,545,362)	\$ (86,166,199)
Auxiliary Enterprises	\$ 262,978,629	\$ 18,582,666	\$ 6,155,092	\$ 287,716,387	\$ (225,699,824)	\$ (62,016,563)	\$ (287,716,387)	\$ (43,433,897)
Total	\$ 1,474,408,571	\$ 110,057,226	\$ 34,449,728	\$ 1,618,915,525	\$ (1,354,621,573)	\$ (264,293,951)	\$ (1,618,915,525)	\$ (154,236,726)

July 8, 2022

Members of the Board of Regents
The Texas State University System

The Honorable Regents:

We are pleased to present and recommend for your approval the annual operating budget for Lamar University (LU) for the fiscal year (FY) ending August 31, 2023. This operating budget comprises all funding classified as Education and General, Designated, and Auxiliary Enterprises. Development of the FY 2023 budget was guided by the principles of unbiased forecasts of enrollment, revenue and expenditures, full disclosure, balance and compatibility with funding, and compliance with Texas State University System (TSUS) and Board of Regents rules and regulations.

FINANCIAL HEALTH AND COST CONTAINMENT

During the past three years, LU has undertaken a significant number of steps to reduce the operating costs of the University. The need for these cost reductions stems from both long-term concerns, such as the impact of successive natural disasters on our region and enrollment, general trends in higher education and population demographics, the switch from on-campus to online enrollment and associated financial impacts, and more short-term concerns, such as the financial impacts and return to normal operations from COVID-19.

Overall, the financial situation at LU has stabilized and is on a positive trajectory, and the proposed budget is an illustration of this. Like other universities of our size, LU still faces many challenges both in how to best allocate scarce resources while maintaining quality, and in how to best support new, innovative programs while maintaining legacy programs and offering competitive salaries and benefits to faculty and staff. All this must be balanced while limiting tuition and fee increases on students and families, managing the ongoing maintenance of aging facilities and infrastructure, and planning for increasing costs in utilities and insurance.

The impact on our on-campus enrollment has put pressure on fee-based auxiliary units such as student health center, recreation center, athletics, student union, and student services/activities fees. Most online students do not consume these services and, as such, do not support the costs of these operations. Cost-containment measures have been undertaken in these units; however, debt service remains a significant portion of the expenditures in some units and cannot be reduced in the short term. Food Services and housing revenues are budgeted to include a 4.5% and 2.25% increase respectively. Housing expenditure budgets include capital enhancement and physical plant maintenance to begin addressing a significant backlog of deferred maintenance.

OFFICE OF THE PRESIDENT

P.O. Box 10001 BEAUMONT, TEXAS 77710 (409) 880-8405 FAX (409) 880-8404 LAMAR.EDU

ENROLLMENT OUTLOOK

Lamar University has remained resilient in the past five years as we navigated the challenges of a plant explosion, multiple natural disasters, and the COVID-19 pandemic. Each of these unprecedented events has affected the number of student credit hours per term, and ultimately subsequent enrollment and full-time student status in future terms. As the University began to fully open after the pandemic, headcount stabilized with relatively flat enrollment for FY22. LU saw a decrease in online enrollment of about 5% while on-campus international enrollment increased by 66% for FY22. Based on admissions data, LU is projected to see another increase of about 15% in international enrollment for Fall 2022. Despite these previous challenges to enrollment, we are optimistic that on-campus enrollment will fully recover to levels considered normal. While there continue to be positive factors at play, the proposed budget for FY23 has been prepared recognizing that the planned 8% increase in online enrollment projection for FY22 did not materialize, resulting in a FY23 10% decrease in the online enrollment projection. The FY23 budget reflects continued increase of international non-resident enrollment due to larger FY22 demand. Additionally, we expect a stable residential enrollment. No tuition and fee increase except for room and board were considered for FY23.

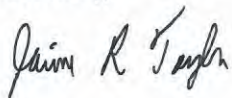
STRATEGIC INVESTMENT FUNDS

Consisting of both E&G and Designated funds, the proposed budget allocates approximately \$6.4M in annual funding to support future growth, priorities, and other university initiatives. Deployment of these funds will also need to account for LU's overall financial health after successive natural disasters and COVID-19 and will require additional input from the broader campus community including faculty, staff, students, and other stakeholders.

Lamar University will continue to pursue strategic initiatives designed to move the University forward into its second century. We will continue to take action to manage our finances prudently, balancing the need for adequate reserves with investing in efforts to innovate, grow enrollment and improve student success, and enhance our research, scholarship, and artistic profile while navigating our recovery from devastating natural disasters and trends in higher education.

Thank you for your review and consideration of the Fiscal Year 2023 operating budget proposal for Lamar University. As always, we are available to respond to any questions and to provide any additional information that you may need.

Sincerely,



Jaime R. Taylor, Ph.D.
President



Jamie Larson, CPA, MBA
Interim Chief Financial Officer, Associate Vice President of Financial Services

Lamar University

Budget Summary

	FY 2022		FY 2023		Variance	
	APPROVED BUDGET		PROPOSED BUDGET		DOLLAR	PERCENT
Revenues						
Tuition and Fees	\$	135,219,976	\$	132,890,892	\$	(2,329,084) (1.72)%
State Appropriations	\$	93,689,623	\$	92,494,106	\$	(1,195,517) (1.28)%
Sales and Services	\$	23,427,672	\$	24,418,087	\$	990,415 4.23 %
Other	\$	1,976,910	\$	2,264,000	\$	287,090 14.52 %
Operating Revenues	\$	254,314,181	\$	252,067,085	\$	(2,247,096) (0.88)%
Transfers In	\$	19,730,121	\$	21,609,355	\$	1,879,234 9.52 %
Budgeted Use of Fund Balance	\$	(1,767,903)	\$	(310,710)	\$	1,457,193 (82.42)%
Total Revenues	\$	272,276,399	\$	273,365,730	\$	1,089,331 0.40 %
Expenditures						
Instruction Support	\$	92,122,660	\$	90,179,791	\$	(1,942,869) (2.11)%
Research / Organized Research	\$	6,178,509	\$	6,526,746	\$	348,237 5.64 %
Public Service	\$	800,905	\$	707,826	\$	(93,079) (11.62)%
Academic Support	\$	21,762,544	\$	22,295,624	\$	533,080 2.45 %
Student Support	\$	11,416,859	\$	11,348,091	\$	(68,768) (0.60)%
Institutional Support	\$	32,130,041	\$	31,349,975	\$	(780,066) (2.43)%
Plant Support	\$	14,729,501	\$	14,771,286	\$	41,785 0.28 %
Scholarships & Fellowships	\$	14,486,000	\$	14,761,000	\$	275,000 1.90 %
Auxiliary Enterprises	\$	32,527,659	\$	34,853,307	\$	2,325,648 7.15 %
Operating Expenditures	\$	226,154,678	\$	226,793,646	\$	638,968 0.28 %
Transfers Out	\$	46,121,721	\$	46,572,084	\$	450,363 0.98 %
Total Expenditures	\$	272,276,399	\$	273,365,730	\$	1,089,331 0.40 %

Operating Expenditures by Natural Classification

	FY 2022		FY 2023		Variance	
	APPROVED BUDGET		PROPOSED BUDGET		DOLLAR	PERCENT
Salary & Wages	\$	92,620,686	\$	92,301,785	\$	(318,901) (0.34)%
Payroll Related Costs	\$	31,367,345	\$	31,375,261	\$	7,916 0.03 %
Travel	\$	3,073,878	\$	3,070,943	\$	(2,935) (0.10)%
Operations & Maintenance	\$	60,986,614	\$	61,608,513	\$	621,899 1.02 %
Utilities	\$	5,083,307	\$	5,423,611	\$	340,304 6.69 %
Capital	\$	1,585,760	\$	1,619,228	\$	33,468 2.11 %
Other	\$	31,437,088	\$	31,394,305	\$	(42,783) (0.14)%
Total Operating Expenditures	\$	226,154,678	\$	226,793,646	\$	638,968 0.28 %

Lamar University

Table A 1
Educational and General Funds
Revenues and Transfers

	FY 2022		FY 2023		Variance		Note	
	APPROVED BUDGET		PROPOSED BUDGET		DOLLAR	PERCENT		
Total Statutory Tuition and Fees	\$	18,560,646	\$	18,515,700	\$	(44,946)	(0.24)%	
State Appropriation								
Bill Pattern General Revenue	\$	65,317,536	\$	63,948,912	\$	(1,368,624)	(2.10)%	
Benefits	\$	15,230,906	\$	15,404,013	\$	173,107	1.14 %	
Higher Education Fund	\$	13,141,181	\$	13,141,181	\$	-	- %	
Hazlewood Reimbursement	\$	-	\$	-	\$	-	- %	
Other	\$	-	\$	-	\$	-	- %	
Total State Appropriations	\$	93,689,623	\$	92,494,106	\$	(1,195,517)	(1.28)%	
Other Revenue	\$	410,000	\$	310,000	\$	(100,000)	(24.39)%	
Total Revenues	\$	112,660,269	\$	111,319,806	\$	(1,340,463)	(1.19)%	
Transfers In								
Designated Tuition	\$	5,716,817	\$	6,911,155	\$	1,194,338	20.89 %	1
Technology Service Fee	\$	-	\$	-	\$	-	- %	
Other	\$	-	\$	-	\$	-	- %	
Total Transfers In	\$	5,716,817	\$	6,911,155	\$	1,194,338	20.89 %	
Budgeted Fund Balances	\$	-	\$	-	\$	-	- %	
Total Budgeted Funds	\$	118,377,086	\$	118,230,961	\$	(146,125)	(0.12)%	

Lamar University

Table A 1
Educational and General Funds
Revenues and Transfers

NOTE	ITEM DESCRIPTION	AMOUNT CHANGED	EXPLANATION
1	Designated Tuition	\$ 1,194,338	Increase support due to utilities costs and realignment of Designated labor expenditures to E&G.

Lamar University

Table A 2
Educational and General Funds
Budgeted Expenditures

	FY 2022		FY 2023		Variance		Note	
	APPROVED BUDGET		PROPOSED BUDGET		DOLLAR	PERCENT		
Instruction Support	\$	55,791,823	\$	57,084,490	\$	1,292,667	2.32 %	
Research / Organized Research	\$	5,678,791	\$	5,743,884	\$	65,093	1.15 %	
Public Service	\$	207,575	\$	205,305	\$	(2,270)	(1.09)%	
Academic Support	\$	5,876,890	\$	6,297,724	\$	420,834	7.16 %	1
Student Service Support	\$	6,594,175	\$	6,433,236	\$	(160,939)	(2.44)%	
Institutional Support	\$	18,098,627	\$	17,707,307	\$	(391,320)	(2.16)%	
Plant Support	\$	8,458,424	\$	8,686,584	\$	228,160	2.70 %	
Scholarships & Fellowships	\$	-	\$	-	\$	-	- %	
Total Expenditures	\$	100,706,305	\$	102,158,530	\$	1,452,225	1.44 %	
Transfers Out								
TPEG	\$	3,050,000	\$	2,875,000	\$	(175,000)	(5.74)%	
TRB Debt Service	\$	6,324,000	\$	4,956,250	\$	(1,367,750)	(21.63)%	2
HEF - Debt Service	\$	-	\$	-	\$	-	- %	
HEF - Plant	\$	8,241,181	\$	8,241,181	\$	-	- %	
Other	\$	55,600	\$	-	\$	(55,600)	(100.00)%	
Total Transfers Out	\$	17,670,781	\$	16,072,431	\$	(1,598,350)	(9.05)%	
Total Budgeted Expenditures & Transfers Out	\$	118,377,086	\$	118,230,961	\$	(146,125)	(0.12)%	

Lamar University

Table A 2
Educational and General Funds
Budgeted Expenditures

NOTE	ITEM DESCRIPTION	AMOUNT CHANGED	EXPLANATION
1	Academic Support	\$ 420,834	Realigned expense classification from Institutional Support to Academic Support.
2	TRB Debt Service	\$ (1,367,750)	Campus Renovation TRB fully amortized 2022.

Lamar University

**Table B 1
Designated Funds
Revenues and Transfers**

	FY 2022		FY 2023		Variance		Note	
	APPROVED BUDGET		PROPOSED BUDGET		DOLLAR	PERCENT		
Tuition and Fees								
Designated Tuition	\$	83,634,907	\$	80,950,300	\$	(2,684,607)	(3.21)%	
Institutional Services Fee	\$	-	\$	-	\$	-	- %	
Advising Fee	\$	627,493	\$	624,757	\$	(2,736)	(0.44)%	
Technology Use / Computer Service Fee	\$	5,607,029	\$	5,607,000	\$	(29)	(0.00)%	
Environmental Service Fee	\$	-	\$	-	\$	-	- %	
ID / One-Card Fee	\$	298,000	\$	298,000	\$	-	- %	
Library Fee	\$	2,981,806	\$	3,287,000	\$	305,194	10.24 %	1
International Education Fee	\$	30,000	\$	35,000	\$	5,000	16.67 %	
Student Publication Fee	\$	-	\$	-	\$	-	- %	
Academic Program Fees	\$	8,882,072	\$	8,394,000	\$	(488,072)	(5.50)%	2
Distance Learning Fee	\$	3,610,625	\$	4,100,000	\$	489,375	13.55 %	3
Records Fee	\$	268,381	\$	266,000	\$	(2,381)	(0.89)%	
Recreation Fee	\$	-	\$	-	\$	-	- %	
University Center Fee	\$	-	\$	-	\$	-	- %	
International Study Fee	\$	-	\$	-	\$	-	- %	
Repeat Fee	\$	-	\$	-	\$	-	- %	
Other	\$	1,628,125	\$	1,892,135	\$	264,010	16.22 %	4
Total Tuition and Fees	\$	107,568,438	\$	105,454,192	\$	(2,114,246)	(1.97)%	
Investment Income	\$	90,000	\$	45,000	\$	(45,000)	(50.00)%	
Other Revenue	\$	1,476,910	\$	973,000	\$	(503,910)	(34.12)%	5
Total Revenues	\$	109,135,348	\$	106,472,192	\$	(2,663,156)	(2.44)%	
Transfers In								
TPEG	\$	3,050,000	\$	2,875,000	\$	(175,000)	(5.74)%	
Auxiliary Funds	\$	898,571	\$	913,200	\$	14,629	1.63 %	
Other	\$	200,000	\$	400,000	\$	200,000	100.00 %	6
Total Transfers In	\$	4,148,571	\$	4,188,200	\$	39,629	0.96 %	
Budgeted Fund Balances	\$	(2,964,378)	\$	(1,461,669)	\$	1,502,709	(50.69)%	7
Total Budgeted Funds	\$	110,319,541	\$	109,198,723	\$	(1,120,818)	(1.02)%	

Lamar University

Table B 1 Designated Funds Revenues and Transfers

NOTE	ITEM DESCRIPTION	AMOUNT CHANGED	EXPLANATION
1	Library Fee	\$ 305,194	Reclassification of existing revenue sources.
2	Academic Program Fees	\$ (488,072)	Reduction based on enrollment forecast.
3	Distance Learning Fee	\$ 489,375	Increase in student-selected online course delivery.
4	Other Tuition & Fees	\$ 264,010	Increase due to inclusion of IDC budgets.
5	Other Revenue	\$ (503,910)	Reduced income from component services.
6	Other Transfers In	\$ 200,000	Increase support for scholarships.
7	Budgeted Fund Balances	\$ 1,502,709	Increase support for cost realignment and continuing operations.

Lamar University

**Table B 2
Designated Funds
Budgeted Expenditures**

	FY 2022		FY 2023		Variance		Note	
	APPROVED BUDGET		PROPOSED BUDGET		DOLLAR	PERCENT		
Instruction Support	\$	36,330,837	\$	33,095,301	\$	(3,235,536)	(8.91)%	1
Research / Organized Research	\$	499,718	\$	782,862	\$	283,144	56.66 %	2
Public Service	\$	593,330	\$	502,521	\$	(90,809)	(15.30)%	
Academic Support	\$	15,885,654	\$	15,997,900	\$	112,246	0.71 %	
Student Support	\$	4,822,684	\$	4,914,855	\$	92,171	1.91 %	
Institutional Support	\$	14,031,414	\$	13,642,668	\$	(388,746)	(2.77)%	
Plant Support	\$	6,271,077	\$	6,084,702	\$	(186,375)	(2.97)%	
Scholarships & Fellowships	\$	14,486,000	\$	14,761,000	\$	275,000	1.90 %	
Total Expenditures	\$	92,920,714	\$	89,781,809	\$	(3,138,905)	(3.38)%	
Transfers Out								
System Assessment	\$	1,609,400	\$	1,800,000	\$	190,600	11.84 %	
Debt Service	\$	207,877	\$	195,759	\$	(12,118)	(5.83)%	
E&G	\$	5,716,817	\$	6,911,155	\$	1,194,338	20.89 %	3
Auxiliary	\$	9,864,733	\$	10,510,000	\$	645,267	6.54 %	4
Other	\$	-	\$	-	\$	-	- %	
Total Transfers Out	\$	17,398,827	\$	19,416,914	\$	2,018,087	11.60 %	
Total Budgeted Expenditures & Transfers Out	\$	110,319,541	\$	109,198,723	\$	(1,120,818)	(1.02)%	

Lamar University

Table B 2 Designated Funds Budgeted Expenditures

NOTE	ITEM DESCRIPTION	AMOUNT CHANGED	EXPLANATION
1	Instruction Support	\$ (3,235,536)	Reduction of online program-related costs consistent with online-program enrollment forecast. Realigned labor expenditures from Designated to E&G.
2	Research / Organized Research	\$ 283,144	Increase due to inclusion of IDC budgets.
3	E&G Transfers Out	\$ 1,194,338	Increase support due to utilities costs and realignment of Designated labor expenditures to E&G.
4	Auxiliary Transfers Out	\$ 645,267	Increase to support Athletic scholarship inflation, travel, & continuing operations.

Lamar University

**Table C 1
Auxiliary Funds
Revenues and Transfers**

	FY 2022		FY 2023		Variance		Note	
	APPROVED BUDGET		PROPOSED BUDGET		DOLLAR	PERCENT		
Fees								
Athletic Fee	\$	1,321,763	\$	1,280,000	\$	(41,763)	(3.16)%	
Medical Service Fee	\$	819,705	\$	800,000	\$	(19,705)	(2.40)%	
Student Service Fee	\$	3,896,827	\$	3,900,000	\$	3,173	0.08 %	
Recreational Sport Fee	\$	1,344,827	\$	1,311,000	\$	(33,827)	(2.52)%	
Student Center Fee	\$	1,508,167	\$	1,425,000	\$	(83,167)	(5.51)%	
Student Bus Fee	\$	-	\$	-	\$	-	- %	
ID Card Fee	\$	-	\$	5,000	\$	5,000	100.00 %	
Other	\$	199,603	\$	200,000	\$	397	0.20 %	
Total Fees	\$	9,090,892	\$	8,921,000	\$	(169,892)	(1.87)%	
Sales and Services								
Housing	\$	13,522,628	\$	13,700,000	\$	177,372	1.31 %	
Dining	\$	6,429,748	\$	6,740,000	\$	310,252	4.83 %	
Parking	\$	457,103	\$	427,000	\$	(30,103)	(6.59)%	
Athletics	\$	2,597,000	\$	2,997,500	\$	400,500	15.42 %	1
Bookstore	\$	200,940	\$	201,745	\$	805	0.40 %	
Other	\$	220,253	\$	351,842	\$	131,589	59.74 %	
Total Sales and Services	\$	23,427,672	\$	24,418,087	\$	990,415	4.23 %	
Investment Income	\$	-	\$	-	\$	-	- %	
Other Income	\$	-	\$	936,000	\$	936,000	100.00 %	2
Total Revenues	\$	32,518,564	\$	34,275,087	\$	1,756,523	5.40 %	
Transfers In								
Designated Tuition	\$	9,864,733	\$	10,510,000	\$	645,267	6.54 %	3
Other	\$	-	\$	-	\$	-	- %	
Total Transfers In	\$	9,864,733	\$	10,510,000	\$	645,267	6.54 %	
Budgeted Fund Balances	\$	1,196,475	\$	1,150,959	\$	(45,516)	(3.80)%	
Total Budgeted Funds	\$	43,579,772	\$	45,936,046	\$	2,356,274	5.41 %	

Lamar University

Table C 1 Auxiliary Funds Revenues and Transfers

NOTE	ITEM DESCRIPTION	AMOUNT CHANGED	EXPLANATION
1	Athletics Sales & Services	\$ 400,500	Increase due to inclusion of Athletic camp accounts.
2	Other Income	\$ 936,000	Increase due to inclusion of Athletic discretionary accounts.
3	Designated Tuition Transfers In	\$ 645,267	Increase to support Athletics scholarship inflation, travel, & continuing operations.

Lamar University

**Table C 2
Auxiliary Funds
Budgeted Expenditures**

	FY 2022		FY 2023		Variance		Note	
	APPROVED BUDGET		PROPOSED BUDGET		DOLLAR	PERCENT		
Athletic Fee	\$	-	\$	-	\$	-	- %	
Medical Service Fee	\$	1,283,318	\$	1,147,252	\$	(136,066)	(10.60)%	
Student Service Fee	\$	1,498,377	\$	1,548,794	\$	50,417	3.36 %	
Recreational Sport Fee	\$	1,027,114	\$	1,010,399	\$	(16,715)	(1.63)%	
Student Center Fee	\$	790,936	\$	781,024	\$	(9,912)	(1.25)%	
Student Bus Fee	\$	-	\$	-	\$	-	- %	
ID Card Fee	\$	-	\$	5,000	\$	5,000	100.00 %	
Total Fee Based Expenditures	\$	4,599,745	\$	4,492,469	\$	(107,276)	(2.33)%	
Housing	\$	7,193,571	\$	7,325,068	\$	131,497	1.83 %	
Dining	\$	5,557,740	\$	5,857,000	\$	299,260	5.38 %	1
Parking	\$	257,103	\$	257,103	\$	-	- %	
Athletics	\$	13,832,172	\$	15,719,330	\$	1,887,158	13.64 %	2
Bookstore	\$	200,940	\$	201,745	\$	805	0.40 %	
Other	\$	886,388	\$	1,000,592	\$	114,204	12.88 %	
Total Sales & Services Based Expenditures	\$	27,927,914	\$	30,360,838	\$	2,432,924	8.71 %	
Transfers Out								
Debt Service								
Medical Service	\$	-	\$	-	\$	-	- %	
Athletics	\$	1,580,500	\$	1,572,000	\$	(8,500)	(0.54)%	
Student Center	\$	1,563,158	\$	1,603,043	\$	39,885	2.55 %	
Student Service	\$	-	\$	-	\$	-	- %	
Housing	\$	5,117,773	\$	5,127,904	\$	10,131	0.20 %	
Dining	\$	312,111	\$	311,945	\$	(166)	(0.05)%	
Parking and Public Safety	\$	-	\$	-	\$	-	- %	
Recreational Sports	\$	1,380,000	\$	1,384,750	\$	4,750	0.34 %	
Other	\$	-	\$	-	\$	-	- %	
Real Estate Rental	\$	-	\$	-	\$	-	- %	
Vending	\$	-	\$	-	\$	-	- %	
Designated Funds	\$	898,571	\$	913,200	\$	14,629	1.63 %	
Other	\$	200,000	\$	169,897	\$	(30,103)	(15.05)%	
Total Transfers Out	\$	11,052,113	\$	11,082,739	\$	30,626	0.28 %	
Total Budgeted Expenditures & Transfers Out	\$	43,579,772	\$	45,936,046	\$	2,356,274	5.41 %	

Lamar University

Table C 2 Auxiliary Funds Budgeted Expenditures

NOTE	ITEM DESCRIPTION	AMOUNT CHANGED	EXPLANATION
1 Dining		\$ 299,260	Increase in vendor contracted rate.
2 Athletics		\$ 1,887,158	Increase due to inclusion of Athletic camp and discretionary accounts, scholarship inflation, travel, and continuing operations.

Lamar University

Table D
Intercollegiate Athletics
Estimated Revenue and Budgeted Expenditures
Fiscal Year 2023

	MEN					WOMEN				
	FOOTBALL	BASKETBALL	BASEBALL	TRACK	OTHER	BASKETBALL	VOLLEYBALL	SOFTBALL	TRACK	OTHER
Revenues										
Sales and Service										
Gate Receipts/Parking	\$ 195,000	\$ 82,000	\$ 60,000	\$ -	\$ -	\$ 20,000	\$ 2,500	\$ 12,500	\$ 2,500	\$ -
Game Guarantees	\$ 700,000	\$ 233,000	\$ -	\$ -	\$ -	\$ 65,000	\$ -	\$ -	\$ -	\$ -
Concessions	\$ -	\$ -	\$ -	\$ -	\$ -	\$ -	\$ -	\$ -	\$ -	\$ -
Other										
Advertising	\$ -	\$ -	\$ -	\$ -	\$ -	\$ -	\$ -	\$ -	\$ -	\$ -
Licensing Fees	\$ -	\$ -	\$ -	\$ -	\$ -	\$ -	\$ -	\$ -	\$ -	\$ -
Camps	\$ 20,000	\$ 15,000	\$ 45,000	\$ -	\$ 15,000	\$ 5,000	\$ 20,000	\$ 15,000	\$ 15,000	\$ -
NCAA Revenue Sharing	\$ -	\$ -	\$ -	\$ -	\$ -	\$ -	\$ -	\$ -	\$ -	\$ -
Stadium Operations	\$ -	\$ -	\$ -	\$ -	\$ -	\$ -	\$ -	\$ -	\$ -	\$ -
Other	\$ 170,000	\$ 40,000	\$ 50,000	\$ 2,000	\$ 35,000	\$ 30,000	\$ 1,000	\$ 20,000	\$ 33,000	\$ -
Total Sales and Services	\$ 1,085,000	\$ 370,000	\$ 155,000	\$ 2,000	\$ 50,000	\$ 120,000	\$ 23,500	\$ 47,500	\$ 50,500	\$ -
Designated Tuition	\$ -	\$ -	\$ -	\$ -	\$ -	\$ -	\$ -	\$ -	\$ -	\$ -
Athletic Fee	\$ -	\$ -	\$ -	\$ -	\$ -	\$ -	\$ -	\$ -	\$ -	\$ -
Total Tuition and Fees	\$ -	\$ -	\$ -	\$ -	\$ -	\$ -	\$ -	\$ -	\$ -	\$ -
Budgeted Fund Balances	\$ -	\$ 77,830	\$ -	\$ -	\$ -	\$ -	\$ -	\$ -	\$ -	\$ -
Total Budgeted Funds	\$ 1,085,000	\$ 447,830	\$ 155,000	\$ 2,000	\$ 50,000	\$ 120,000	\$ 23,500	\$ 47,500	\$ 50,500	\$ -
Expenditures										
Salaries	\$ 1,024,235	\$ 571,500	\$ 276,224	\$ 177,635	\$ 141,536	\$ 366,606	\$ 124,348	\$ 141,139	\$ -	\$ 283,452
Benefits	\$ 289,346	\$ 161,449	\$ 78,033	\$ 50,182	\$ 39,984	\$ 103,567	\$ 35,128	\$ 39,872	\$ -	\$ 80,075
Travel	\$ 405,000	\$ 208,592	\$ 159,000	\$ 124,500	\$ 74,500	\$ 170,000	\$ 66,500	\$ 94,500	\$ -	\$ 151,000
Scholarships	\$ 1,812,197	\$ 336,273	\$ 305,486	\$ 565,304	\$ 212,513	\$ 378,048	\$ 253,408	\$ 241,665	\$ -	\$ 653,131
Other Maintenance & Operating	\$ 279,250	\$ 56,700	\$ 158,320	\$ 35,875	\$ 105,575	\$ 62,600	\$ 42,022	\$ 85,437	\$ -	\$ 119,011
Capital	\$ -	\$ -	\$ -	\$ -	\$ -	\$ -	\$ -	\$ -	\$ -	\$ -
Total Budgeted Expenditures	\$ 3,810,028	\$ 1,334,514	\$ 977,063	\$ 953,496	\$ 574,108	\$ 1,080,821	\$ 521,406	\$ 602,613	\$ -	\$ 1,286,669
	TOTAL MEN	TOTAL WOMEN	OTHER ACTIVITIES	ADMIN	GRAND TOTAL					
Revenues										
Sales and Service										
Gate Receipts/Parking	\$ 337,000	\$ 37,500	\$ -	\$ -	\$ 374,500					
Game Guarantees	\$ 933,000	\$ 65,000	\$ -	\$ -	\$ 998,000					
Concessions	\$ -	\$ -	\$ -	\$ -	\$ -					
Other										
Advertising	\$ -	\$ -	\$ 440,000	\$ -	\$ 440,000					
Licensing Fees	\$ -	\$ -	\$ -	\$ -	\$ -					
Camps	\$ 95,000	\$ 55,000	\$ -	\$ -	\$ 150,000					
NCAA Revenue Sharing	\$ -	\$ -	\$ 1,230,000	\$ -	\$ 1,230,000					
Stadium Operations	\$ -	\$ -	\$ -	\$ -	\$ -					
Other	\$ 297,000	\$ 84,000	\$ 285,000	\$ 75,000	\$ 741,000					
Total Sales and Services	\$ 1,662,000	\$ 241,500	\$ 1,955,000	\$ 75,000	\$ 3,933,500					
Designated Tuition	\$ -	\$ -	\$ 10,150,000	\$ -	\$ 10,150,000					
Athletic Fee	\$ -	\$ -	\$ 3,130,000	\$ -	\$ 3,130,000					
Total Tuition and Fees	\$ -	\$ -	\$ 13,280,000	\$ -	\$ 13,280,000					
Budgeted Fund Balances	\$ 77,830	\$ -	\$ -	\$ -	\$ 77,830					
Total Budgeted Funds	\$ 1,739,830	\$ 241,500	\$ 15,235,000	\$ 75,000	\$ 17,291,330					
Expenditures										
Salaries	\$ 2,191,130	\$ 915,545	\$ -	\$ 1,579,386	\$ 4,686,061					
Fringe Benefits	\$ 618,994	\$ 258,642	\$ -	\$ 446,177	\$ 1,323,813					
Travel	\$ 971,592	\$ 482,000	\$ -	\$ 104,500	\$ 1,558,092					
Scholarships	\$ 3,231,773	\$ 1,526,252	\$ -	\$ 432,000	\$ 5,190,025					
O&M	\$ 635,720	\$ 309,070	\$ -	\$ 2,016,549	\$ 2,961,339					
Capital	\$ -	\$ -	\$ -	\$ -	\$ -					
Debt Service	\$ 1,375,000	\$ 197,000	\$ -	\$ -	\$ 1,572,000					
Other	\$ -	\$ -	\$ -	\$ -	\$ -					
Total Budgeted Expenditures	\$ 9,024,209	\$ 3,688,509	\$ -	\$ 4,578,612	\$ 17,291,330					

Lamar University

TABLE E
Student Services and Activities Financed by Student Services Fees
Estimated Revenue, Fund Balances and Budgeted Expenditures

	FY 2022		FY 2023		Variance		Note
	APPROVED BUDGET		PROPOSED BUDGET		DOLLAR	PERCENT	
Student Services Fee per Semester Credit Hour	\$	23.75	\$	23.75	\$	-	- %
Student Services Fee Fund Balance at Beginning of Year (Net of Encumbrances)	\$	(2,143,541)	\$	(2,400,000)	\$	(256,459)	11.96 %
Forecasted Revenue:							
SSF Revenue	\$	3,896,827	\$	3,900,000	\$	3,173	0.08 %
Revenue Earned from Activities	\$	103,000	\$	100,000	\$	(3,000)	(2.91)%
Interest Revenue	\$	-	\$	-	\$	-	- %
Transfer In	\$	-	\$	-	\$	-	- %
Total Forecasted Revenue:	\$	3,999,827	\$	4,000,000	\$	173	0.00 %
Budgeted Student Service Fee Expenditures:							
1. Textbook Rentals	\$	-	\$	-	\$	-	- %
2. Recreational Activities	\$	800,000	\$	750,000	\$	(50,000)	(6.25)%
3. Health and Hospital Services	\$	-	\$	-	\$	-	- %
4. Medical Services	\$	-	\$	-	\$	-	- %
5. Intramural and Intercollegiate Athletics	\$	1,850,000	\$	1,850,000	\$	-	- %
6. Artists and Lecture Series	\$	352,066	\$	351,066	\$	(1,000)	(0.28)%
7. Cultural Entertainment Series	\$	14,000	\$	9,000	\$	(5,000)	(35.71)%
8. Debating and Oratorical Activities	\$	-	\$	-	\$	-	- %
9. Student Publications	\$	97,156	\$	90,000	\$	(7,156)	(7.37)%
10. Student Government	\$	24,600	\$	25,000	\$	400	1.63 %
11. Student Fee Advisory Committee	\$	-	\$	-	\$	-	- %
12. Student Transportation Services Other Than Those in TEC 54.504, 511, 512, 513	\$	15,000	\$	25,000	\$	10,000	66.67 %
13. Other (See Detail Below)	\$	995,555	\$	1,048,728	\$	53,173	5.34 %
Total Budgeted Expenditures	\$	4,148,377	\$	4,148,794	\$	417	0.01 %
Estimated Student Services Fee Fund Balance at End of Year	\$	(2,292,091)	\$	(2,548,794)	\$	(256,703)	11.20 %
Student Services Advisory Committee Meeting: 04/07/2022							
Detail of Other:							
Title IX -Sexual Violence Education	\$	12,000	\$	69,300	\$	57,300	477.50 %
Contingency for unanticipated expenditures or unplanned variances	\$	-	\$	30,000	\$	30,000	100.00 %
International Student Council	\$	5,000	\$	10,000	\$	5,000	100.00 %
Retention (Orientation, Week of Welcome, Parents)	\$	190,000	\$	197,000	\$	7,000	3.68 %
Leadership (Leadership Development, Kemble Shaw Gentry Recognition)	\$	62,000	\$	60,000	\$	(2,000)	(3.23)%
Homecoming	\$	-	\$	30,000	\$	30,000	100.00 %
Greek Life	\$	39,000	\$	41,000	\$	2,000	5.13 %
Ambassadors	\$	-	\$	-	\$	-	- %
Co-sponsorship for Student Organizations	\$	33,000	\$	40,000	\$	7,000	21.21 %
Civic Engagement	\$	20,000	\$	20,000	\$	-	- %
Major Events	\$	58,000	\$	70,000	\$	12,000	20.69 %
Cheer and Dance Operations	\$	70,900	\$	71,900	\$	1,000	1.41 %
Student Service Fee Administration	\$	203,410	\$	109,528	\$	(93,882)	(46.15)%
Marching Band	\$	302,245	\$	300,000	\$	(2,245)	(0.74)%
Total Other	\$	995,555	\$	1,048,728	\$	53,173	5.34 %

Lamar University

Table F
Matrix of Budgeted Operating Expenses

	Instruction	Research	Public Service	Academic Support	Student Services	Institutional Support	Operation & Maintenance of Plant	Scholarships/ Fellowships	Auxiliary	Total Expenses
Salary	\$ 48,433,223	\$ 2,171,344	\$ 374,400	\$ 10,600,107	\$ 6,628,530	\$ 9,783,060	\$ 6,690,282	\$ -	\$ 7,620,839	\$ 92,301,785
Benefits	\$ 13,682,383	\$ 613,405	\$ 105,769	\$ 2,994,534	\$ 1,872,561	\$ 8,063,717	\$ 1,890,004	\$ -	\$ 2,152,888	\$ 31,375,261
Travel	\$ 470,850	\$ 235,700	\$ 9,400	\$ 195,950	\$ 203,500	\$ 187,000	\$ 30,500	\$ -	\$ 1,738,043	\$ 3,070,943
O&M	\$ 19,144,256	\$ 1,760,862	\$ 145,337	\$ 7,078,739	\$ 2,234,022	\$ 9,162,876	\$ 3,862,017	\$ -	\$ 18,220,404	\$ 61,608,513
Utilities	\$ 115,892	\$ 18,934	\$ 10,302	\$ 2,552	\$ 4,230	\$ 499,357	\$ 1,971,360	\$ -	\$ 2,800,984	\$ 5,423,611
Capital	\$ 231,784	\$ 386,394	\$ -	\$ 51,030	\$ 6,344	\$ 222,381	\$ 56,061	\$ -	\$ 665,234	\$ 1,619,228
Other	\$ 8,101,403	\$ 1,340,107	\$ 62,618	\$ 1,372,712	\$ 398,904	\$ 3,431,584	\$ 271,062	\$ 14,761,000	\$ 1,654,915	\$ 31,394,305
Total Budget	\$ 90,179,791	\$ 6,526,746	\$ 707,826	\$ 22,295,624	\$ 11,348,091	\$ 31,349,975	\$ 14,771,286	\$ 14,761,000	\$ 34,853,307	\$ 226,793,646

Lamar University

Recapitulation of Budgeted Revenues, Expenditures, Transfers, and Use of Reserves For Fiscal Year Ending 2023

	Estimated	Transfers	Budgeted	Total	Budgeted	Transfers	Total	Net
	Revenues	In	Use of	Budgeted	Expenditures	Out	Budgeted	Transfers *
			Reserves	Sources			Uses	
Educational & General	\$ 111,319,806	\$ 6,911,155	\$ -	\$ 118,230,961	\$ (102,158,530)	\$ (16,072,431)	\$ (118,230,961)	\$ (9,161,276)
Designated	\$ 106,472,192	\$ 4,188,200	\$ (1,461,669)	\$ 109,198,723	\$ (89,781,809)	\$ (19,416,914)	\$ (109,198,723)	\$ (15,228,714)
Auxiliary Enterprises	\$ 34,275,087	\$ 10,510,000	\$ 1,150,959	\$ 45,936,046	\$ (34,853,307)	\$ (11,082,739)	\$ (45,936,046)	\$ (572,739)
Total	\$ 252,067,085	\$ 21,609,355	\$ (310,710)	\$ 273,365,730	\$ (226,793,646)	\$ (46,572,084)	\$ (273,365,730)	\$ (24,962,729)



Sam Houston State University

MEMBER THE TEXAS STATE UNIVERSITY SYSTEM

OFFICE OF THE PRESIDENT

Alisa White

Board of Regents
The Texas State University System

Dear Honorable Regents:

Sam Houston State University (SHSU) submits its \$426 million fiscal year 2023 Annual Operating Budget reflecting stable enrollment and state appropriations approved by the 87th Legislature. The budget, balanced between revenue and expenses with supplements from fund balance reserves, includes educational and general, designated, and auxiliary enterprises. The following is a summary of new initiatives and highlights included in the 2023 budget.

Enrollment Outlook:

During fiscal year 2022, SHSU enrollment decreased at a rate of one-point four percent (1.4%) for the Fall 2021 semester to 21,612 students. This total enrollment number includes the 185 SHSU Osteopathic Medical School students. The proposed SHSU budget is based on a slight decrease in enrollment growth, which continues a conservative estimate trend recognizing the unpredictability of economic impacts on student attrition and new student enrollment. However, current indicators, though preliminary, point to a healthy increase in student enrollment for the Fall 2022 semester. If such indicators develop, the university will be in a strong position to react positively to the growth in alignment with the university's strategic priorities.

Educational & General Appropriated Funds:

The university's appropriated general revenue for 2023 has an overall decrease of approximately \$0.75 million. This includes a decrease of \$1.1 million in tuition revenue bonds and an increase of \$0.35 million in state fringe benefits.

Designated Funds:

The designated funds budget includes a projected revenue increase of \$4 million driven by the College of Osteopathic Medicine's largest cohort of 150 students (\$8 million), and the THECB performance funding (\$1.5 million). This offsets other designated fund decreases based on enrollment.

Auxiliary Funds:

The auxiliary funds budget reflects an increase of \$4 million. The increase is primarily related to the new San Jacinto residence hall opening in fall 2022 (\$4 million).

Major Budgeted Initiatives:

The budget includes:

- Support of Athletics as the program joins Conference USA in July 2023.
- Reallocation and reserve support for increased operational costs, such as property insurance, utilities, and continued investment in the retention and development of

Sam Houston State University is an Equal Opportunity/Affirmative Action Institution


- faculty and staff.
- Support for the continued successful growth of the College of Osteopathic Medicine.

Conclusion:

Sam Houston State University's financial health and enrollment, even though semester credit decreased slightly in fiscal year 2022, continues to demonstrate stable patterns, and we will end fiscal year 2022 in sound financial condition. Fall 2022 operational indicators are still developing but are trending in a positive direction. The budget for fiscal year 2023 provides a foundation to support our continued growth and the success of our students.


This budget has been carefully prepared to the best of our knowledge and abilities. Your approval is respectfully requested.

Sincerely,



Alisa R. White, PhD, President

7-6-22
Date



Amanda Withers, CPA, Interim Chief Financial Officer and
Senior Vice President for Operations

7-6-22
Date

Sam Houston State University

Budget Summary

	FY 2022		FY 2023		Variance	
	APPROVED BUDGET		PROPOSED BUDGET		DOLLAR	PERCENT
Revenues						
Tuition and Fees	\$ 224,233,269		\$ 215,981,181		\$ (8,252,088)	(3.68)%
State Appropriations	\$ 109,449,200		\$ 107,115,291		\$ (2,333,909)	(2.13)%
Sales and Services	\$ 41,279,733		\$ 46,698,991		\$ 5,419,258	13.13 %
Other	\$ 25,979,838		\$ 37,080,886		\$ 11,101,048	42.73 %
Operating Revenues	\$ 400,942,040		\$ 406,876,349		\$ 5,934,309	1.48 %
Transfers In	\$ 4,255,067		\$ 4,255,067		-	- %
Budgeted Use of Fund Balance	\$ 17,039,399		\$ 15,221,010		\$ (1,818,390)	(10.67)%
Total Revenues	\$ 422,236,506		\$ 426,352,426		\$ 4,115,920	0.97 %
Expenditures						
Instruction Support	\$ 125,818,305		\$ 123,597,926		\$ (2,220,379)	(1.76)%
Research / Organized Research	\$ 5,937,979		\$ 6,573,452		\$ 635,473	10.70 %
Public Service	\$ 12,391,361		\$ 9,404,555		\$ (2,986,806)	(24.10)%
Hospitals and Clinics	\$ 1,105,107		\$ 1,401,128		\$ 296,021	26.79 %
Academic Support	\$ 75,844,831		\$ 76,225,259		\$ 380,428	0.50 %
Student Support	\$ 23,575,216		\$ 26,528,347		\$ 2,953,131	12.53 %
Institutional Support	\$ 29,343,552		\$ 32,356,026		\$ 3,012,474	10.27 %
Plant Support	\$ 21,825,439		\$ 22,645,964		\$ 820,525	3.76 %
Scholarships & Fellowships	\$ 24,090,584		\$ 22,389,957		\$ (1,700,627)	(7.06)%
Auxiliary Enterprises	\$ 61,335,490		\$ 63,349,085		\$ 2,013,595	3.28 %
Operating Expenditures	\$ 381,267,864		\$ 384,471,698		\$ 3,203,833	0.84 %
Transfers Out	\$ 40,968,642		\$ 41,880,728		\$ 912,086	2.23 %
Total Expenditures	\$ 422,236,506		\$ 426,352,426		\$ 4,115,919	0.97 %

Operating Expenditures by Natural Classification

	FY 2022		FY 2023		Variance	
	APPROVED BUDGET		PROPOSED BUDGET		DOLLAR	PERCENT
Salary & Wages	\$ 193,069,154		\$ 194,218,836		\$ 1,149,682	0.60 %
Payroll Related Costs	\$ 52,417,227		\$ 53,800,178		\$ 1,382,951	2.64 %
Travel	\$ 6,027,913		\$ 6,652,648		\$ 624,735	10.36 %
Operations & Maintenance	\$ 100,157,893		\$ 98,410,794		\$ (1,747,099)	(1.74)%
Utilities	\$ 8,099,665		\$ 8,792,342		\$ 692,677	8.55 %
Capital	\$ 21,496,012		\$ 19,779,978		\$ (1,716,034)	(7.98)%
Other	\$ -		\$ 2,816,922		\$ 2,816,922	100.00 %
Total Operating Expenditures	\$ 381,267,864		\$ 384,471,698		\$ 3,203,834	0.84 %

Sam Houston State University

Table A 1
Educational and General Funds
Revenues and Transfers

	FY 2022		FY 2023		Variance		Note	
	APPROVED BUDGET		PROPOSED BUDGET		DOLLAR	PERCENT		
Total Statutory Tuition and Fees	\$	31,609,687	\$	30,341,717	\$	(1,267,970)	(4.01)%	
State Appropriation								
Bill Pattern General Revenue	\$	60,879,324	\$	59,748,336	\$	(1,130,988)	(1.86)%	
Benefits	\$	21,760,232	\$	22,080,158	\$	319,926	1.47 %	
Higher Education Fund	\$	18,236,811	\$	18,236,811	\$	-	- %	
Hazlewood Reimbursement	\$	-	\$	-	\$	-	- %	
Other	\$	8,572,833	\$	7,049,986	\$	(1,522,847)	(17.76)%	1
Total State Appropriations	\$	109,449,200	\$	107,115,291	\$	(2,333,909)	(2.13)%	
Other Revenue	\$	186,000	\$	385,009	\$	199,009	106.99 %	
Total Revenues	\$	141,244,887	\$	137,842,017	\$	(3,402,870)	(2.41)%	
Transfers In								
Designated Tuition	\$	-	\$	-	\$	-	- %	
Technology Service Fee	\$	-	\$	-	\$	-	- %	
Other	\$	-	\$	-	\$	-	- %	
Total Transfers In	\$	-	\$	-	\$	-	- %	
Budgeted Fund Balances	\$	-	\$	-	\$	-	- %	
Total Budgeted Funds	\$	141,244,887	\$	137,842,017	\$	(3,402,870)	(2.41)%	

Sam Houston State University

Table A 1
Educational and General Funds
Revenues and Transfers

NOTE	ITEM DESCRIPTION	AMOUNT CHANGED	EXPLANATION
1 Other		\$ (1,522,847)	Decrease in Appropriations for Law Enforcement Management Institute of Texas and Correctional Management Institute of Texas and add the Appropriation for Performance

Sam Houston State University

Table A 2
Educational and General Funds
Budgeted Expenditures

	FY 2022		FY 2023		Variance		Note	
	APPROVED BUDGET		PROPOSED BUDGET		DOLLAR	PERCENT		
Instruction Support	\$	66,850,536	\$	67,674,986	\$	824,450	1.23 %	
Research / Organized Research	\$	1,091,744	\$	1,172,065	\$	80,321	7.36 %	
Public Service	\$	11,310,366	\$	8,295,660	\$	(3,014,706)	(26.65)%	1
Academic Support	\$	24,142,795	\$	23,925,500	\$	(217,295)	(0.90)%	
Student Service Support	\$	5,829,130	\$	4,842,612	\$	(986,518)	(16.92)%	2
Institutional Support	\$	9,113,249	\$	10,128,814	\$	1,015,565	11.14 %	3
Plant Support	\$	8,886,549	\$	8,912,764	\$	26,215	0.29 %	
Scholarships & Fellowships	\$	3,000	\$	3,000	\$	-	- %	
Total Expenditures	\$	127,227,369	\$	124,955,400	\$	(2,271,969)	(1.79)%	
Transfers Out								
TPEG	\$	4,255,067	\$	4,255,067	\$	-	- %	
TRB Debt Service	\$	5,531,650	\$	4,403,150	\$	(1,128,500)	(20.40)%	4
HEF - Debt Service	\$	4,230,801	\$	4,228,400	\$	(2,401)	(0.06)%	
HEF - Plant	\$	-	\$	-	\$	-	- %	
Other	\$	-	\$	-	\$	-	- %	
Total Transfers Out	\$	14,017,518	\$	12,886,617	\$	(1,130,901)	(8.07)%	
Total Budgeted Expenditures & Transfers Out	\$	141,244,887	\$	137,842,017	\$	(3,402,870)	(2.41)%	

Sam Houston State University

**Table A 2
Educational and General Funds
Budgeted Expenditures**

NOTE	ITEM DESCRIPTION	AMOUNT CHANGED	EXPLANATION
1	Public Service	\$ (3,014,706)	Decrease in Appropriations for Law Enforcement Management Institute of Texas and Correctional Management Institute of Texas resulted in a decrease of a LEMIT/CMIT reserve budget
2	Student Service Support	\$ (986,518)	Decrease in HEF funding and swap of salaries to designated funds
3	Institutional Support	\$ 1,015,565	THECB Performance funding awarded
4	TRB Debt Service	\$ (1,128,500)	TRB reduced by matured bond

Sam Houston State University

**Table B 1
Designated Funds
Revenues and Transfers**

	FY 2022		FY 2023		Variance		Note
	APPROVED BUDGET		PROPOSED BUDGET		DOLLAR	PERCENT	
Tuition and Fees							
Designated Tuition	\$	100,235,596	\$	96,145,142	\$	(4,090,454)	(4.08)%
Institutional Services Fee	\$	36,764,245	\$	35,304,824	\$	(1,459,421)	(3.97)%
Advising Fee	\$	-	\$	-	-	-	-%
Technology Use / Computer Service Fee	\$	-	\$	-	-	-	-%
Environmental Service Fee	\$	-	\$	-	-	-	-%
ID / One-Card Fee	\$	-	\$	-	-	-	-%
Library Fee	\$	-	\$	-	-	-	-%
International Education Fee	\$	-	\$	-	-	-	-%
Student Publication Fee	\$	-	\$	-	-	-	-%
Academic Program Fees	\$	1,741,220	\$	1,710,334	\$	(30,886)	(1.77)%
Distance Learning Fee	\$	21,209,931	\$	21,106,708	\$	(103,223)	(0.49)%
Records Fee	\$	-	\$	-	-	-	-%
Recreation Fee	\$	4,538,354	\$	4,311,352	\$	(227,002)	(5.00)%
University Center Fee	\$	1,896,564	\$	1,897,266	\$	702	0.04 %
International Study Fee	\$	37,500	\$	39,000	\$	1,500	4.00 %
Repeat Fee	\$	-	\$	-	-	-	-%
Other	\$	-	\$	-	-	-	-%
Total Tuition and Fees	\$	166,423,410	\$	160,514,626	\$	(5,908,784)	(3.55)%
Investment Income	\$	1,600,000	\$	3,600,000	\$	2,000,000	125.00 %
Other Revenue	\$	16,464,473	\$	25,074,510	\$	8,610,037	52.29 %
Total Revenues	\$	184,487,883	\$	189,189,136	\$	4,701,253	2.55 %
Transfers In							
TPEG	\$	4,255,067	\$	4,255,067	\$	-	-%
Auxiliary Funds	\$	-	\$	-	-	-	-%
Other	\$	-	\$	-	-	-	-%
Total Transfers In	\$	4,255,067	\$	4,255,067	\$	-	- %
Budgeted Fund Balances	\$	15,690,919	\$	13,714,854	\$	(1,976,066)	(12.59)%
Total Budgeted Funds	\$	204,433,869	\$	207,159,057	\$	2,725,188	1.33 %

Sam Houston State University

**Table B 1
Designated Funds
Revenues and Transfers**

NOTE	ITEM DESCRIPTION	AMOUNT CHANGED	EXPLANATION
1	Recreation Fee	\$ (227,002)	Decreased due to decrease in revenue
2	Investment Income	\$ 2,000,000	Revenue estimates increased to fall in line with historical actuals
3	Other Revenue	\$ 8,610,037	Increased tuition in College of Osteopathic Medicine with additional cohorts
4	Budgeted Fund Balances	\$ (1,976,066)	Reduction in debt spending from FY 2022

Sam Houston State University

**Table B 2
Designated Funds
Budgeted Expenditures**

	FY 2022		FY 2023		Variance		Note	
	APPROVED BUDGET		PROPOSED BUDGET		DOLLAR	PERCENT		
Instruction Support	\$	58,967,769	\$	55,922,940	\$	(3,044,829)	(5.16)%	1
Research / Organized Research	\$	4,846,235	\$	5,401,387	\$	555,152	11.46 %	2
Public Service	\$	1,080,995	\$	1,108,895	\$	27,900	2.58 %	
Academic Support	\$	51,702,036	\$	52,299,759	\$	597,723	1.16 %	
Student Support	\$	17,746,086	\$	21,685,735	\$	3,939,649	22.20 %	3
Institutional Support	\$	20,230,303	\$	22,227,212	\$	1,996,909	9.87 %	4
Plant Support	\$	12,938,890	\$	13,733,200	\$	794,310	6.14 %	5
Scholarships & Fellowships	\$	24,087,584	\$	22,386,957	\$	(1,700,627)	(7.06)%	6
Total Expenditures	\$	191,599,898	\$	194,766,085	\$	3,166,187	1.65 %	
Transfers Out								
System Assessment	\$	2,668,267	\$	2,850,000	\$	181,733	6.81 %	
Debt Service	\$	10,165,704	\$	9,542,972	\$	(622,732)	(6.13)%	7
E&G	\$	-	\$	-	\$	-	-	
Auxiliary	\$	-	\$	-	\$	-	-	
Other	\$	-	\$	-	\$	-	-	
Total Transfers Out	\$	12,833,971	\$	12,392,972	\$	(440,999)	(3.44)%	
Total Budgeted Expenditures & Transfers Out	\$	204,433,869	\$	207,159,057	\$	2,725,188	1.33 %	

Sam Houston State University

Table B 2 Designated Funds Budgeted Expenditures

NOTE	ITEM DESCRIPTION	AMOUNT CHANGED	EXPLANATION
1	Institutional	\$ (3,044,829	Moved salaries to state funding along with reduction in designated revenue
2	Research/Organized Research	\$ 555,152	Increased in expense to match increased revenue estimates
3	Student Support	\$ 3,939,649	Moved scholarship grant funding which released funding & Increased in investment income expense to match revenue estimates
4	Institutional Support	\$ 1,996,909	Increase in insurance premiums and expense
5	Plant Support	\$ 794,310	Increased in budget to cover utilities expense increases
6	Scholarships & Fellowships	\$ (1,700,627	Moved scholarship grants funding off of designated tuition
7	Debt Service	\$ (622,732	Payoff of bonds covered by designated tuition and recreation sports fee

Sam Houston State University

**Table C 1
Auxiliary Funds
Revenues and Transfers**

	FY 2022		FY 2023		Variance		Note
	APPROVED BUDGET		PROPOSED BUDGET		DOLLAR	PERCENT	
Fees							
Athletic Fee	\$	10,331,813	\$	9,924,660	\$ (407,153)	(3.94)%	
Medical Service Fee	\$	3,064,014	\$	2,913,939	\$ (150,075)	(4.90)%	
Student Service Fee	\$	8,718,992	\$	8,400,987	\$ (318,005)	(3.65)%	
Recreational Sport Fee	\$	-	\$	-	-	-	
Student Center Fee	\$	4,085,353	\$	3,885,252	\$ (200,101)	(4.90)%	
Student Bus Fee	\$	-	\$	-	-	-	
ID Card Fee	\$	-	\$	-	-	-	
Other	\$	-	\$	-	-	-	
Total Fees	\$	26,200,172	\$	25,124,838	\$ (1,075,334)	(4.10)%	
Sales and Services							
Housing	\$	19,912,233	\$	23,860,456	\$ 3,948,223	19.83 %	1
Dining	\$	12,600,000	\$	13,342,857	\$ 742,857	5.90 %	2
Parking	\$	3,640,000	\$	3,640,000	-	-	
Athletics	\$	2,877,500	\$	3,569,500	\$ 692,000	24.05 %	3
Bookstore	\$	1,500,000	\$	1,500,000	-	-	
Hospital and Clinics	\$	750,000	\$	786,178	\$ 36,178	4.82 %	
Other	\$	-	\$	-	-	-	
Total Sales and Services	\$	41,279,733	\$	46,698,991	\$ 5,419,258	13.13 %	
Investment Income	\$	-	\$	-	-	-	
Other Income	\$	7,729,365	\$	8,021,367	\$ 292,002	3.78 %	
Total Revenues	\$	75,209,270	\$	79,845,196	\$ 4,635,926	6.16 %	
Transfers In							
Designated Tuition	\$	-	\$	-	-	-	
Other	\$	-	\$	-	-	-	
Total Transfers In	\$	-	\$	-	-	-	
Budgeted Fund Balances	\$	1,348,480	\$	1,506,156	\$ 157,676	11.69 %	
Total Budgeted Funds	\$	76,557,750	\$	81,351,352	\$ 4,793,602	6.26 %	

Sam Houston State University

Table C 1 Auxiliary Funds Revenues and Transfers

NOTE	ITEM DESCRIPTION	AMOUNT CHANGED	EXPLANATION
1	Housing	\$ 3,948,223	Increased revenue from new residence hall
2	Dining	\$ 742,857	Increase in dining sales related to new residence hall
3	Sales and Service - Athletics	\$ 692,000	Increase in ticket sales and football gameday guarantee

Sam Houston State University

**Table C 2
Auxiliary Funds
Budgeted Expenditures**

	FY 2022		FY 2023		Variance		Note	
	APPROVED BUDGET		PROPOSED BUDGET		DOLLAR	PERCENT		
Athletic Fee	\$	10,206,813	\$	9,799,660	\$	(407,153)	(3.99)%	
Medical Service Fee	\$	3,230,165	\$	3,246,175	\$	16,010	0.50 %	
Student Service Fee	\$	7,881,470	\$	7,277,265	\$	(604,205)	(7.67)%	1
Recreational Sport Fee	\$	-	\$	-	\$	-	- %	
Student Center Fee	\$	2,549,866	\$	2,338,982	\$	(210,884)	(8.27)%	2
Student Bus Fee	\$	-	\$	-	\$	-	- %	
ID Card Fee	\$	-	\$	-	\$	-	- %	
Total Fee Based Expenditures	\$	23,868,314	\$	22,662,082	\$	(1,206,232)	(5.05)%	
Housing	\$	12,011,062	\$	13,580,695	\$	1,569,633	13.07 %	3
Dining	\$	12,013,772	\$	12,755,508	\$	741,736	6.17 %	4
Parking	\$	2,437,142	\$	2,592,500	\$	155,358	6.37 %	
Athletics	\$	2,877,500	\$	3,569,500	\$	692,000	24.05 %	5
Bookstore	\$	1,500,000	\$	1,500,000	\$	-	- %	
Hospital and Clinics	\$	1,105,107	\$	1,401,128	\$	296,021	26.79 %	6
Other	\$	6,627,700	\$	6,688,800	\$	61,100	0.92 %	
Total Sales & Services Based Expenditures	\$	38,572,283	\$	42,088,131	\$	3,515,848	9.11 %	
Transfers Out								
Debt Service								
Medical Service	\$	549,850	\$	550,100	\$	250	0.05 %	
Athletics	\$	125,000	\$	125,000	\$	-	- %	
Student Center	\$	1,735,487	\$	1,746,270	\$	10,783	0.62 %	
Student Service	\$	1,464,894	\$	1,461,092	\$	(3,802)	(0.26)%	
Housing	\$	7,901,171	\$	10,279,761	\$	2,378,590	30.10 %	7
Dining	\$	586,228	\$	587,349	\$	1,121	0.19 %	
Parking and Public Safety	\$	1,202,858	\$	1,047,500	\$	(155,358)	(12.92)%	
Recreational Sports	\$	-	\$	-	\$	-	- %	
Other	\$	-	\$	-	\$	-	- %	
Real Estate Rental	\$	251,665	\$	504,067	\$	252,402	100.29 %	8
Vending	\$	300,000	\$	300,000	\$	-	- %	
Designated Funds	\$	-	\$	-	\$	-	- %	
Other	\$	-	\$	-	\$	-	- %	
Total Transfers Out	\$	14,117,153	\$	16,601,139	\$	2,483,986	17.60 %	
Total Budgeted Expenditures & Transfers Out	\$	76,557,750	\$	81,351,352	\$	4,793,602	6.26 %	

Sam Houston State University

Table C 2 Auxiliary Funds Budgeted Expenditures

NOTE	ITEM DESCRIPTION	AMOUNT CHANGED	EXPLANATION
1	Student Service Fee	\$ (604,205)	Expense decreased due to decrease in revenue
2	Student Center Fee	\$ (210,884)	Expense decreased due to decrease in revenue
3	Housing	\$ 1,569,633	Expense increased due to increase in revenue from new residence hall
4	Athletics	\$ 692,000	Expense budget to match revenue affected by increased ticket sales and football gameday guarantee
6	Hospitals and Clinics	\$ 296,021	Expense increased due to reallocation of expenditures
7	Debt Service - Housing	\$ 2,378,590	Debt Service increased due to new residence hall build
8	Real Estate Rental	\$ 252,402	Expense increased due to purchase of building with current leased renters

Sam Houston State University

**Table D
Intercollegiate Athletics
Estimated Revenue and Budgeted Expenditures
Fiscal Year 2023**

	MEN					WOMEN				
	FOOTBALL	BASKETBALL	BASEBALL	TRACK	OTHER	BASKETBALL	VOLLEYBALL	SOFTBALL	TRACK	OTHER
Revenues										
Sales and Service										
Gate Receipts/Parking	\$ 555,000	\$ 55,000	\$ 100,000	\$ -	\$ -	\$ 7,500	\$ 5,000	\$ 10,000	\$ -	\$ 2,500
Game Guarantees	\$ 500,000	\$ 375,000	\$ 2,000	\$ -	\$ -	\$ 75,000	\$ 2,000	\$ 2,000	\$ -	\$ 3,500
Concessions	\$ 60,000	\$ -	\$ 25,000	\$ -	\$ -	\$ -	\$ -	\$ 5,000	\$ -	\$ -
Other										
Advertising	\$ -	\$ -	\$ -	\$ -	\$ -	\$ -	\$ -	\$ -	\$ -	\$ -
Licensing Fees	\$ -	\$ -	\$ -	\$ -	\$ -	\$ -	\$ -	\$ -	\$ -	\$ -
Camps	\$ -	\$ -	\$ -	\$ -	\$ -	\$ -	\$ -	\$ -	\$ -	\$ -
NCAA Revenue Sharing	\$ -	\$ -	\$ -	\$ -	\$ -	\$ -	\$ -	\$ -	\$ -	\$ -
Stadium Operations	\$ -	\$ -	\$ -	\$ -	\$ -	\$ -	\$ -	\$ -	\$ -	\$ -
Other	\$ 673,000	\$ 40,000	\$ 90,000	\$ 45,000	\$ 10,000	\$ 40,000	\$ 50,000	\$ 75,000	\$ 45,000	\$ 75,000
Total Sales and Services	\$ 1,788,000	\$ 470,000	\$ 217,000	\$ 45,000	\$ 10,000	\$ 122,500	\$ 57,000	\$ 92,000	\$ 45,000	\$ 81,000
Designated Tuition	\$ 1,678,598	\$ 25,000	\$ 286,650	\$ -	\$ 99,000	\$ 405,000	\$ 294,000	\$ 294,000	\$ -	\$ 454,600
Athletic Fee	\$ 2,588,000	\$ 1,234,700	\$ 696,656	\$ 589,962	\$ 139,820	\$ 669,988	\$ 289,132	\$ 377,324	\$ 722,262	\$ 1,179,884
Total Tuition and Fees	\$ 4,266,598	\$ 1,259,700	\$ 983,306	\$ 589,962	\$ 238,820	\$ 1,074,988	\$ 583,132	\$ 671,324	\$ 722,262	\$ 1,634,484
Budgeted Fund Balances	\$ -	\$ -	\$ -	\$ -	\$ -	\$ -	\$ -	\$ -	\$ -	\$ -
Total Budgeted Funds	\$ 6,054,598	\$ 1,729,700	\$ 1,200,306	\$ 634,962	\$ 248,820	\$ 1,197,488	\$ 640,132	\$ 763,324	\$ 767,262	\$ 1,715,484
Expenditures										
Salaries	\$ 1,319,098	\$ 456,200	\$ 404,656	\$ 138,762	\$ 74,820	\$ 374,988	\$ 148,132	\$ 167,324	\$ 138,762	\$ 411,884
Benefits	\$ 350,000	\$ 110,000	\$ 107,000	\$ 42,500	\$ 25,000	\$ 95,000	\$ 46,000	\$ 60,000	\$ 42,500	\$ 135,000
Travel	\$ 539,000	\$ 279,500	\$ 224,000	\$ 109,500	\$ 32,100	\$ 197,500	\$ 113,200	\$ 174,500	\$ 109,500	\$ 273,800
Scholarships	\$ 1,912,500	\$ 353,500	\$ 286,650	\$ 308,700	\$ 99,000	\$ 405,000	\$ 294,000	\$ 294,000	\$ 441,000	\$ 797,600
Other Maintenance & Operating	\$ 401,000	\$ 100,500	\$ 51,000	\$ 35,500	\$ 17,900	\$ 42,500	\$ 31,800	\$ 50,500	\$ 35,500	\$ 91,200
Capital	\$ -	\$ -	\$ -	\$ -	\$ -	\$ -	\$ -	\$ -	\$ -	\$ -
Total Budgeted Expenditures	\$ 4,521,598	\$ 1,299,700	\$ 1,073,306	\$ 634,962	\$ 248,820	\$ 1,114,988	\$ 633,132	\$ 746,324	\$ 767,262	\$ 1,709,484
	TOTAL	TOTAL	OTHER	ADMIN	GRAND					
	MEN	WOMEN	ACTIVITIES		TOTAL					
Revenues										
Sales and Service										
Gate Receipts/Parking	\$ 710,000	\$ 25,000	\$ -	\$ -	\$ 735,000					
Game Guarantees	\$ 877,000	\$ 82,500	\$ -	\$ -	\$ 959,500					
Concessions	\$ 85,000	\$ 5,000	\$ -	\$ -	\$ 90,000					
Other										
Advertising	\$ -	\$ -	\$ -	\$ 500,000	\$ 500,000					
Licensing Fees	\$ -	\$ -	\$ -	\$ 285,000	\$ 285,000					
Camps	\$ -	\$ -	\$ -	\$ -	\$ -					
NCAA Revenue Sharing	\$ -	\$ -	\$ -	\$ 925,000	\$ 925,000					
Stadium Operations	\$ -	\$ -	\$ -	\$ 75,000	\$ 75,000					
Other	\$ 858,000	\$ 285,000	\$ -	\$ -	\$ 1,143,000					
Total Sales and Services	\$ 2,530,000	\$ 397,500	\$ -	\$ 1,785,000	\$ 4,712,500					
Designated Tuition	\$ 2,089,248	\$ 1,447,600	\$ -	\$ -	\$ 3,536,848					
Athletic Fee	\$ 5,249,138	\$ 3,238,590	\$ -	\$ 1,436,932	\$ 9,924,660					
Total Tuition and Fees	\$ 7,338,386	\$ 4,686,190	\$ -	\$ 1,436,932	\$ 13,461,508					
Budgeted Fund Balances	\$ -	\$ -	\$ -	\$ -	\$ -					
Total Budgeted Funds	\$ 9,868,386	\$ 5,083,690	\$ -	\$ 3,221,932	\$ 18,174,008					
Expenditures										
Salaries	\$ 2,393,536	\$ 1,241,090	\$ -	\$ 2,718,776	\$ 6,353,402					
Fringe Benefits	\$ 634,500	\$ 378,500	\$ -	\$ 768,024	\$ 1,781,024					
Travel	\$ 1,184,100	\$ 868,500	\$ -	\$ 21,000	\$ 2,073,600					
Scholarships	\$ 2,960,350	\$ 2,231,600	\$ -	\$ 100,000	\$ 5,291,950					
O&M	\$ 605,900	\$ 251,500	\$ -	\$ 1,641,632	\$ 2,499,032					
Capital	\$ -	\$ -	\$ -	\$ 50,000	\$ 50,000					
Debt Service	\$ -	\$ -	\$ -	\$ 125,000	\$ 125,000					
Other	\$ -	\$ -	\$ -	\$ -	\$ -					
Total Budgeted Expenditures	\$ 7,778,386	\$ 4,971,190	\$ -	\$ 5,424,432	\$ 18,174,008					

Sam Houston State University

TABLE E
Student Services and Activities Financed by Student Services Fees
Estimated Revenue, Fund Balances and Budgeted Expenditures

	FY 2022		FY 2023		Variance		Note
	APPROVED BUDGET		PROPOSED BUDGET		DOLLAR	PERCENT	
Student Services Fee per Semester Credit Hour	\$	17	\$	17	\$	-	-%
Student Services Fee Fund Balance at Beginning of Year (Net of Encumbrances)	\$	870,000	\$	840,000	\$	(30,000)	(3.45)%
Forecasted Revenue:							
SSF Revenue	\$	8,718,992	\$	8,400,987	\$	(318,005)	(3.65)%
Revenue Earned from Activities	\$	115,000	\$	115,000	\$	-	-%
Interest Revenue	\$	-	\$	-	\$	-	-%
Transfer In	\$	-	\$	-	\$	-	-%
Total Forecasted Revenue:	\$	8,833,992	\$	8,515,987	\$	(318,005)	(3.60)%
Budgeted Student Service Fee Expenditures:							
1. Textbook Rentals	\$	-	\$	-	\$	-	-%
2. Recreational Activities	\$	-	\$	-	\$	-	-%
3. Health and Hospital Services	\$	-	\$	-	\$	-	-%
4. Medical Services	\$	-	\$	-	\$	-	-%
5. Intramural and Intercollegiate Athletics	\$	-	\$	-	\$	-	-%
6. Artists and Lecture Series	\$	-	\$	-	\$	-	-%
7. Cultural Entertainment Series	\$	684,700	\$	263,430	\$	(421,270)	(61.53)%
8. Debating and Oratorical Activities	\$	-	\$	-	\$	-	-%
9. Student Publications	\$	750	\$	750	\$	-	-%
10. Student Government	\$	77,650	\$	75,650	\$	(2,000)	(2.58)%
11. Student Fee Advisory Committee	\$	-	\$	-	\$	-	-%
12. Student Transportation Services Other Than Those in TEC 54.504, 511, 512, 513	\$	-	\$	-	\$	-	-%
13. Other (See Detail Below)	\$	8,583,264	\$	8,398,527	\$	(184,737)	(2.15)%
Total Budgeted Expenditures	\$	9,346,364	\$	8,738,357	\$	(608,007)	(6.51)%
Estimated Student Services Fee Fund Balance at End of Year	\$	357,628	\$	617,630	\$	260,002	72.70 %
Student Services Advisory Committee Meeting:	03/22/2022						
Detail of Other:							
Counseling Center	\$	1,401,031	\$	1,508,433	\$	107,402	7.67 %
Special Population	\$	463,536	\$	468,995	\$	5,459	1.18 %
Legal Services for Students	\$	367,206	\$	302,640	\$	(64,566)	(17.58)%
Student Travel	\$	467,400	\$	360,969	\$	(106,431)	(22.77)%
Scholarship Program	\$	389,200	\$	551,470	\$	162,270	41.69 %
Dean of Student Life Salary Personnel	\$	1,284,852	\$	1,075,878	\$	(208,974)	(16.26)%
Student Activities Salaries	\$	538,164	\$	284,240	\$	(253,924)	(47.18)%
Student Support Service	\$	699,308	\$	715,768	\$	16,460	2.35 %
University Camp Phase II	\$	1,482,567	\$	1,640,134	\$	157,567	10.63 %
Student Service Construction	\$	290,000	\$	290,000	\$	-	-%
Provide Description	\$	1,200,000	\$	1,200,000	\$	-	-%
Provide Description	\$	-	\$	-	\$	-	-%
Provide Description	\$	-	\$	-	\$	-	-%
Provide Description	\$	-	\$	-	\$	-	-%
Total Other	\$	8,583,264	\$	8,398,527	\$	(184,737)	(2.15)%

Sam Houston State University

TABLE E
Student Services and Activities Financed by Student Services Fees
Estimated Revenue, Fund Balances and Budgeted Expenditures

NOTE	ITEM DESCRIPTION	AMOUNT CHANGED	EXPLANATION
1	Cultural Entertainment Series	\$ (421,270)	Consolidation of on-campus entertainment events
2	Program	\$ (208,974)	Reduction in program budgets due to FY22 SSF budget reduction
3	Dean of Student Life Salary Personnel	\$ (253,924)	Reorganization of other personnel within Student Life

Sam Houston State University

Table F
Matrix of Budgeted Operating Expenses

	Instruction	Research	Public Service	Hospitals and Clinics	Academic Support	Student Services	Institutional Support	Operation & Maintenance of Plant	Scholarships/ Fellowships	Auxiliary	Total Expenses
Salary	\$ 91,941,911	\$ 3,679,465	\$ 4,242,505	\$ 473,324	\$ 29,875,625	\$ 14,774,301	\$ 17,132,598	\$ 10,101,169	\$ 162,000	\$ 21,835,938	\$ 194,218,836
Benefits	\$ 22,902,566	\$ 839,390	\$ 1,448,594	\$ 156,161	\$ 7,858,620	\$ 4,099,403	\$ 6,979,936	\$ 3,210,744	\$ -	\$ 6,304,764	\$ 53,800,178
Travel	\$ 2,112,129	\$ 62,967	\$ 138,500	\$ -	\$ 1,024,752	\$ 280,003	\$ 421,602	\$ 46,807	\$ -	\$ 2,565,888	\$ 6,652,648
O&M	\$ 5,680,765	\$ 1,737,141	\$ 3,389,833	\$ 771,643	\$ 21,102,606	\$ 6,589,469	\$ 7,465,363	\$ 3,937,259	\$ 22,160,978	\$ 25,575,738	\$ 98,410,794
Utilities	\$ 48,969	\$ 1,700	\$ 122,688	\$ -	\$ 78,799	\$ 306,282	\$ 21,540	\$ 4,853,877	\$ -	\$ 3,358,487	\$ 8,792,342
Capital	\$ 911,586	\$ 252,789	\$ 62,435	\$ -	\$ 16,423,841	\$ 471,539	\$ 192,982	\$ 496,108	\$ -	\$ 968,698	\$ 19,779,978
Other	\$ -	\$ -	\$ -	\$ -	\$ 70,000	\$ 7,350	\$ -	\$ -	\$ -	\$ 2,739,572	\$ 2,816,922
Total Budget	\$ 123,597,926	\$ 6,573,452	\$ 9,404,555	\$ 1,401,128	\$ 76,434,243	\$ 26,528,347	\$ 32,214,021	\$ 22,645,964	\$ 22,322,978	\$ 63,349,085	\$ 384,471,698

Sam Houston State University

**Table G 1
Restricted Funds
Revenues and Transfers**

	FY 2022		FY 2023		Variance		Note	
	APPROVED BUDGET		ADJUSTED BUDGET		DOLLAR	PERCENT		
Pell Grant	\$	43,000,000	\$	41,000,000	\$	(2,000,000)	(4.65)%	
Other Federal Grant	\$	1,819,641	\$	1,809,082	\$	(10,559)	(0.58)%	
TEXAS Grant	\$	15,930,000	\$	15,705,000	\$	(225,000)	(1.41)%	
Endowment Income Distributions	\$	4,404,000	\$	4,734,909	\$	330,909	7.51 %	1
Charter School	\$	3,817,304	\$	4,463,805	\$	646,501	16.94 %	2
Osteopathic Medicine	\$	-	\$	-	\$	-	- %	
Other Grants/Research	\$	17,497,423	\$	25,979,837	\$	8,482,414	48.48 %	3
Discounts & Allowances	\$	(59,000,000)	\$	(57,000,000)	\$	2,000,000	(3.39)%	
Total Revenues	\$	27,468,368	\$	36,692,633	\$	9,224,265	33.58 %	
Transfers In								
Other	\$	-	\$	-	\$	-	- %	
Total Transfers In	\$	-	\$	-	\$	-	- %	
Budgeted Use of Fund Balances								
	\$	-	\$	-	\$	-	- %	
Total Budgeted Funds	\$	27,468,368	\$	36,692,633	\$	9,224,265	33.58 %	

Sam Houston State University

Table G 1 Restricted Funds Revenues and Transfers

NOTE	ITEM DESCRIPTION	AMOUNT CHANGED	EXPLANATION
1	Endowment Income Distributions	\$ 330,909	Endowment Income adjusted by market growth
2	Charter School	\$ 646,501	Revenue increase as a result of increased tuition and campus addition
3	Other Grants/Research	\$ 8,482,414	Increase in number of grants and grant awards

Sam Houston State University

Table G 2
Restricted Funds
Budgeted Expenditures

	FY 2022		FY 2023		Variance		Note
	APPROVED BUDGET		ADJUSTED BUDGET		DOLLAR	PERCENT	
Instruction Support	\$ 463,328		\$ 520,611		\$ 57,283	12.36 %	
Research / Organized Research	\$ 9,006,215		\$ 9,551,770		\$ 545,555	6.06 %	1
Public Service	\$ 12,222,750		\$ 15,276,958		\$ 3,054,208	24.99 %	2
Academic Support	\$ 609,726		\$ 874,966		\$ 265,240	43.50 %	3
Student Support	\$ 9,069		\$ -		\$ (9,069)	(100.00)%	
Institutional Support	\$ 300,000		\$ 390,713		\$ 90,713	30.24 %	
Plant Support	\$ -		\$ -		\$ -	- %	
Scholarships & Fellowships	\$ 63,857,280		\$ 67,077,615		\$ 3,220,335	5.04 %	4
Discounts & Allowances	\$ (59,000,000)		\$ (57,000,000)		\$ 2,000,000	(3.39)%	
Total Expenditures	\$ 27,468,368		\$ 36,692,633		\$ 9,224,265	33.58 %	
Transfers Out							
Other	\$ -		\$ -		\$ -	- %	
Total Transfers Out	\$ -		\$ -		\$ -	- %	
Total Budgeted Expenditures & Transfers Out	\$ 27,468,368		\$ 36,692,633		\$ 9,224,265	33.58 %	

Sam Houston State University

Table G 2 Restricted Funds Budgeted Expenditures

NOTE	ITEM DESCRIPTION	AMOUNT CHANGED	EXPLANATION
1	Research / Organized Research	\$ 545,555	Expense increase as a result of increased endowment income and awarded grants
2	Public Service	\$ 3,054,208	Expense increase as a result of charter school income and awarded grants
3	Academic Support	\$ 265,240	Expense increase as a result of increase in awarded grants
4	Scholarships & Fellowships	\$ 3,220,335	Expense increase as a result of increase in awarded grants

Sam Houston State University

Recapitulation of Budgeted Revenues, Expenditures, Transfers, and Use of Reserves For Fiscal Year Ending 2023

	Estimated Revenues	Transfers In	Budgeted Use of Reserves	Total Budgeted Sources	Budgeted Expenditures	Transfers Out	Total Budgeted Uses	Net Transfers *
Educational & General	\$ 137,842,017	\$ -	\$ -	\$ 137,842,017	\$ (124,955,400)	\$ (12,886,617)	\$ (137,842,017)	\$ (12,886,617)
Designated	\$ 189,189,136	\$ 4,255,067	\$ 13,714,854	\$ 207,159,057	\$ (194,766,085)	\$ (12,392,972)	\$ (207,159,057)	\$ (8,137,905)
Auxiliary Enterprises	\$ 79,845,196	\$ -	\$ 1,506,156	\$ 81,351,352	\$ (64,750,213)	\$ (16,601,139)	\$ (81,351,352)	\$ (16,601,139)
Total	\$ 406,876,349	\$ 4,255,067	\$ 15,221,010	\$ 426,352,426	\$ (384,471,698)	\$ (41,880,728)	\$ (426,352,426)	\$ (37,625.661)



July 12, 2022

Board of Regents
Texas State University System
Austin, Texas

The Honorable Regents:

The following initiatives and highlights are included in the proposed fiscal year 2023 Operating Budget for Sul Ross State University – Alpine and Sul Ross State University – Rio Grande College.

Educational and General Funds

Sul Ross State University is using a conservative approach to estimate revenue for Alpine and Rio Grande College (RGC) of 2% decline in enrollment. Currently Sul Ross is showing an increase in summer enrollment and the outlook for fall shows an increase as well. Alpine has an 8.77% decline in General Revenue funding and no change for RGC. These funds represent formula, debt service, research and non-formula support. The decrease was due to the reduction of TRB Debt Service. Statutory tuition and fees for Alpine decreased by 5.09% and RGC by 3.89%. These funds are used to support faculty, staff and administrators' salaries. The Performance-Based Funding for At-Risk Students at Comprehensive Regional Universities is being utilized to support the estimated decline in revenue. Appropriations increased 1% for Alpine and 1.30% for RGC to fund benefits for employees. The Higher Education Fund (HEF) remains at \$2,624,613 in total for both campuses to support the library, information technology and campus renovations.

To remain conservative, only a few initiatives are being put in place as the focus is to increase enrollment but also noting the importance of taking care of students, faculty and staff. Sul Ross State University is providing an increase in adjunct and overload pay. These rates have not been adjusted in many years and the increases are a first step towards aligning SRSU per course rates with regional and state-wide market trends. Security is important for our students, faculty and staff, as such, a replacement door locking system will be procured and install during this fiscal period.

Designated Funds

Sul Ross has recently experienced a prolonged period of decline in enrollment, Designated tuition and fees reflect an additional estimated decline in enrollment of 2% for Alpine and RGC. This additional decline resulted in overall decrease of 21.46% budgeted for designated tuition and fee revenue for Alpine and an 11.29% decrease for RGC when combined with actual declines experienced in FY 22. Reserves budgeted last year to help fund support provided by an outsourced vendor to cover key unoccupied positions is no longer needed.

OFFICE OF THE PRESIDENT

Briscoe Administration Building 200
PO Box 100 • Alpine, TX 79832
432.837.8000



Auxiliary Funds

Auxiliary fee revenue was decreased by 2% for Alpine and RBC based on the same aforementioned conservative enrollment estimates. Estimates include Board approved increases of 9.55% for Alpine and no change for RGC overall. Housing reflects a conservative estimate and decreased by 26.35% based on current predictions from the department. Dining increased by 24.66% to align with current revenue collections. Budgeted fund balances for Alpine are utilized for housing to cover the decline, student service fees to help fund additional student support for Alpine and for RGC, and adding additional support for athletics.

Conclusion

Sul Ross is pursuing retention and recruitment initiatives in an effort to stabilize enrollment trends including increasing brand recognition, reinstating regional recruitment efforts, post-COVID restoration of student engagement activities, new marketing plans and new program development. Finally, we are engaging in a university-wide culture initiative to create a frictionless experience for students, faculty and staff, and developing a strategic plan that embraces a student-centered culture/experience.

Respectfully,

J. Carlos Hernandez, EdD, CPA
Interim President

Jim Goodman
Vice President for Finance and Operations

Sul Ross State University

Budget Summary

	FY 2022		FY 2023		Variance	
	APPROVED BUDGET		PROPOSED BUDGET		DOLLAR	PERCENT
Revenues						
Tuition and Fees	\$ 10,685,753	\$	10,004,506	\$	(681,247)	(6.38)%
State Appropriations	\$ 17,384,766	\$	16,796,989	\$	(587,777)	(3.38)%
Sales and Services	\$ 3,104,263	\$	2,822,872	\$	(281,391)	(9.06)%
Other	\$ 513,900	\$	513,900	\$	-	-%
Operating Revenues	\$ 31,688,682	\$	30,138,267	\$	(1,550,415)	(4.89)%
Transfers In	\$ 1,500,617	\$	1,471,848	\$	(28,769)	(1.92)%
Budgeted Use of Fund Balance	\$ 1,500,000	\$	748,266	\$	(751,734)	(50.12)%
Total Revenues	\$ 34,689,299	\$	32,358,381	\$	(2,330,918)	(6.72)%
Expenditures						
Instruction Support	\$ 8,082,279	\$	8,177,239	\$	94,960	1.17 %
Research / Organized Research	\$ 571,876	\$	571,876	\$	-	-%
Public Service	\$ 340,945	\$	411,442	\$	70,497	20.68 %
Academic Support	\$ 2,739,841	\$	2,721,534	\$	(18,307)	(0.67)%
Student Support	\$ 2,424,364	\$	2,521,588	\$	97,224	4.01 %
Institutional Support	\$ 9,033,642	\$	7,724,174	\$	(1,309,468)	(14.50)%
Plant Support	\$ 4,136,015	\$	3,412,493	\$	(723,522)	(17.49)%
Scholarships & Fellowships	\$ 959,800	\$	931,031	\$	(28,769)	(3.00)%
Auxiliary Enterprises	\$ 2,776,239	\$	3,211,179	\$	434,940	15.67 %
Operating Expenditures	\$ 31,065,001	\$	29,682,556	\$	(1,382,445)	(4.45)%
Transfers Out	\$ 3,624,298	\$	2,675,825	\$	(948,473)	(26.17)%
Total Expenditures	\$ 34,689,299	\$	32,358,381	\$	(2,330,918)	(6.72)%

Operating Expenditures by Natural Classification

	FY 2022		FY 2023		Variance	
	APPROVED BUDGET		PROPOSED BUDGET		DOLLAR	PERCENT
Salary & Wages	\$ 16,407,302	\$	14,542,262	\$	(1,865,040)	(11.37)%
Payroll Related Costs	\$ 5,108,345	\$	4,101,177	\$	(1,007,168)	(19.72)%
Travel	\$ 540,093	\$	540,093	\$	-	-%
Operations & Maintenance	\$ 6,115,718	\$	7,634,250	\$	1,518,532	24.83 %
Utilities	\$ 1,933,743	\$	1,933,743	\$	-	-%
Capital	\$ -	\$	-	\$	-	-%
Other	\$ 959,800	\$	931,031	\$	(28,769)	(3.00)%
Total Operating Expenditures	\$ 31,065,001	\$	29,682,556	\$	(1,382,445)	(4.45)%

Sul Ross State University

Table A 1
Educational and General Funds
Revenues and Transfers

	FY 2022		FY 2023		Variance		Note	
	APPROVED BUDGET		PROPOSED BUDGET		DOLLAR	PERCENT		
Total Statutory Tuition and Fees	\$	1,731,979	\$	1,643,855	\$	(88,124)	(5.09)%	
State Appropriation								
Bill Pattern General Revenue	\$	10,824,397	\$	9,875,113	\$	(949,284)	(8.77)%	1
Benefits	\$	4,400,700	\$	4,444,794	\$	44,094	1.00 %	
Higher Education Fund	\$	2,151,723	\$	2,151,723	\$	-	- %	
Hazlewood Reimbursement	\$	-	\$	-	\$	-	- %	
Other	\$	7,946	\$	325,359	\$	317,413	3994.63 %	2
Total State Appropriations	\$	17,384,766	\$	16,796,989	\$	(587,777)	(3.38)%	
Other Revenue	\$	114,400	\$	114,400	\$	-	- %	
Total Revenues	\$	19,231,145	\$	18,555,244	\$	(675,901)	(3.51)%	
Transfers In								
Designated Tuition	\$	-	\$	-	\$	-	- %	
Technology Service Fee	\$	-	\$	-	\$	-	- %	
Other	\$	1,249,145	\$	1,249,145	\$	-	- %	
Total Transfers In	\$	1,249,145	\$	1,249,145	\$	-	- %	
Budgeted Fund Balances	\$	-	\$	-	\$	-	- %	
Total Budgeted Funds	\$	20,480,290	\$	19,804,389	\$	(675,901)	(3.30)%	

Sul Ross State University

Table A 1
Educational and General Funds
Revenues and Transfers

NOTE	ITEM DESCRIPTION	AMOUNT CHANGED	EXPLANATION
1	Bill Pattern General Revenue	\$ (949,284)	TRB debt reduction.
2	Other	\$ 317,413	Performance-based funding for at-risk students at comprehensive regional universities.

Sul Ross State University

Table A 2
Educational and General Funds
Budgeted Expenditures

	FY 2022		FY 2023		Variance		Note	
	APPROVED BUDGET		PROPOSED BUDGET		DOLLAR	PERCENT		
Instruction Support	\$	7,446,279	\$	7,541,239	\$	94,960	1.28 %	
Research / Organized Research	\$	359,650	\$	359,650	\$	-	- %	
Public Service	\$	329,445	\$	399,942	\$	70,497	21.40 %	
Academic Support	\$	2,412,453	\$	2,412,453	\$	-	- %	
Student Service Support	\$	1,798,886	\$	1,798,886	\$	-	- %	
Institutional Support	\$	4,630,265	\$	4,630,265	\$	-	- %	
Plant Support	\$	1,822,090	\$	1,958,751	\$	136,661	7.50 %	
Scholarships & Fellowships	\$	-	\$	-	\$	-	- %	
Total Expenditures	\$	18,799,068	\$	19,101,186	\$	302,118	1.61 %	
Transfers Out								
TPEG	\$	251,472	\$	222,703	\$	(28,769)	(11.44)%	
TRB Debt Service	\$	1,429,750	\$	480,500	\$	(949,250)	(66.39)%	3
HEF - Debt Service	\$	-	\$	-	\$	-	- %	
HEF - Plant	\$	-	\$	-	\$	-	- %	
Other	\$	-	\$	-	\$	-	- %	
Total Transfers Out	\$	1,681,222	\$	703,203	\$	(978,019)	(58.17)%	
Total Budgeted Expenditures & Transfers Out	\$	20,480,290	\$	19,804,389	\$	(675,901)	(3.30)%	

Sul Ross State University

Table A 2 Educational and General Funds Budgeted Expenditures

NOTE	ITEM DESCRIPTION	AMOUNT CHANGED	EXPLANATION
3 TRB Debt Service		\$ (949,250) TRB debt reduction.	

Sul Ross State University

**Table B 1
Designated Funds
Revenues and Transfers**

	FY 2022		FY 2023		Variance		Note	
	APPROVED BUDGET		PROPOSED BUDGET		DOLLAR	PERCENT		
Tuition and Fees								
Designated Tuition	\$	5,338,018	\$	4,991,167	\$	(346,851)	(6.50)%	4
Institutional Services Fee	\$	-	\$	-	\$	-	- %	
Advising Fee	\$	-	\$	-	\$	-	- %	
Technology Use / Computer Service Fee	\$	774,496	\$	724,491	\$	(50,005)	(6.46)%	
Environmental Service Fee	\$	-	\$	-	\$	-	- %	
ID / One-Card Fee	\$	-	\$	-	\$	-	- %	
Library Fee	\$	238,307	\$	222,920	\$	(15,387)	(6.46)%	
International Education Fee	\$	3,253	\$	3,346	\$	93	2.86 %	
Student Publication Fee	\$	-	\$	-	\$	-	- %	
Academic Program Fees	\$	-	\$	-	\$	-	- %	
Distance Learning Fee	\$	777,718	\$	634,387	\$	(143,331)	(18.43)%	
Records Fee	\$	-	\$	-	\$	-	- %	
Recreation Fee	\$	-	\$	-	\$	-	- %	
University Center Fee	\$	-	\$	-	\$	-	- %	
International Study Fee	\$	-	\$	-	\$	-	- %	
Repeat Fee	\$	-	\$	-	\$	-	- %	
Other	\$	454,999	\$	454,999	\$	-	- %	
Total Tuition and Fees	\$	7,586,791	\$	7,031,310	\$	(555,481)	(7.32)%	
Investment Income	\$	150,000	\$	150,000	\$	-	- %	
Other Revenue	\$	225,000	\$	225,000	\$	-	- %	
Total Revenues	\$	7,961,791	\$	7,406,310	\$	(555,481)	(6.98)%	
Transfers In								
TPEG	\$	251,472	\$	222,703	\$	(28,769)	(11.44)%	
Auxiliary Funds	\$	-	\$	-	\$	-	- %	
Other	\$	-	\$	-	\$	-	- %	
Total Transfers In	\$	251,472	\$	222,703	\$	(28,769)	(11.44)%	
Budgeted Fund Balances	\$	1,500,000	\$	-	\$	(1,500,000)	(100.00)%	5
Total Budgeted Funds	\$	9,713,263	\$	7,629,013	\$	(2,084,250)	(21.46)%	

Sul Ross State University

Table B 1 Designated Funds Revenues and Transfers

NOTE	ITEM DESCRIPTION	AMOUNT CHANGED	EXPLANATION
4	Designated Tuition	\$ (346,851)	Estimated decline in enrollment.
5	Budgeted Fund Balance	\$ (1,500,000)	Budgeted in FY22 to provide support from outside vendor for covering key vacant positions. This support is no longer needed.

Sul Ross State University

**Table B 2
Designated Funds
Budgeted Expenditures**

	FY 2022		FY 2023		Variance		Note	
	APPROVED BUDGET		PROPOSED BUDGET		DOLLAR	PERCENT		
Instruction Support	\$	636,000	\$	636,000	\$	-	- %	
Research / Organized Research	\$	212,226	\$	212,226	\$	-	- %	
Public Service	\$	11,500	\$	11,500	\$	-	- %	
Academic Support	\$	327,388	\$	309,081	\$	(18,307)	(5.59)%	
Student Support	\$	625,478	\$	722,702	\$	97,224	15.54 %	
Institutional Support	\$	4,403,377	\$	3,093,909	\$	(1,309,468)	(29.74)%	6
Plant Support	\$	2,313,925	\$	1,453,742	\$	(860,183)	(37.17)%	7
Scholarships & Fellowships	\$	959,800	\$	931,031	\$	(28,769)	(3.00)%	
Total Expenditures	\$	9,489,694	\$	7,370,191	\$	(2,119,503)	(22.33)%	
Transfers Out								
System Assessment	\$	223,569	\$	258,822	\$	35,253	15.77 %	
Debt Service	\$	-	\$	-	\$	-	- %	
E&G	\$	-	\$	-	\$	-	- %	
Auxiliary	\$	-	\$	-	\$	-	- %	
Other	\$	-	\$	-	\$	-	- %	
Total Transfers Out	\$	223,569	\$	258,822	\$	35,253	15.77 %	
Total Budgeted Expenditures & Transfers Out	\$	9,713,263	\$	7,629,013	\$	(2,084,250)	(21.46)%	

Sul Ross State University

Table B 2 Designated Funds Budgeted Expenditures

NOTE	ITEM DESCRIPTION	AMOUNT CHANGED	EXPLANATION
6	Institutional Support	\$ (1,309,468)	Reduction in support from vendor covering positions and initiating system processes. Also other inefficiencies were cut.
7	Plant Support	\$ (860,183)	Reduced increase provided in FY22 to cover decline in enrollment.

Sul Ross State University

**Table C 1
Auxiliary Funds
Revenues and Transfers**

	FY 2022		FY 2023		Variance		Note
	APPROVED BUDGET		PROPOSED BUDGET		DOLLAR	PERCENT	
Fees							
Athletic Fee	\$	355,436	\$	331,038	\$	(24,398)	(6.86)%
Medical Service Fee	\$	80,876	\$	81,742	\$	866	1.07 %
Student Service Fee	\$	543,142	\$	524,960	\$	(18,182)	(3.35)%
Recreational Sport Fee	\$	230,541	\$	233,063	\$	2,522	1.09 %
Student Center Fee	\$	121,988	\$	118,381	\$	(3,607)	(2.96)%
Student Bus Fee	\$	-	\$	-	\$	-	- %
ID Card Fee	\$	-	\$	-	\$	-	- %
Other	\$	35,000	\$	40,157	\$	5,157	14.73 %
Total Fees	\$	1,366,983	\$	1,329,341	\$	(37,642)	(2.75)%
Sales and Services							
Housing	\$	1,991,482	\$	1,466,672	\$	(524,810)	(26.35)% 8
Dining	\$	962,656	\$	1,200,000	\$	237,344	24.66 % 9
Parking	\$	55,000	\$	55,000	\$	-	- %
Athletics	\$	15,125	\$	21,200	\$	6,075	40.17 %
Bookstore	\$	20,000	\$	20,000	\$	-	- %
Other	\$	60,000	\$	60,000	\$	-	- %
Total Sales and Services	\$	3,104,263	\$	2,822,872	\$	(281,391)	(9.06)%
Investment Income	\$	20,000	\$	20,000	\$	-	- %
Other Income	\$	4,500	\$	4,500	\$	-	- %
Total Revenues	\$	4,495,746	\$	4,176,713	\$	(319,033)	(7.10)%
Transfers In							
Designated Tuition	\$	-	\$	-	\$	-	- %
Other	\$	-	\$	-	\$	-	- %
Total Transfers In	\$	-	\$	-	\$	-	- %
Budgeted Fund Balances	\$	-	\$	748,266	\$	748,266	100.00 % 10
Total Budgeted Funds	\$	4,495,746	\$	4,924,979	\$	429,233	9.55 %

Sul Ross State University

Table C 1 Auxiliary Funds Revenues and Transfers

NOTE	ITEM DESCRIPTION	AMOUNT CHANGED	EXPLANATION
8	Housing	\$ (524,810)	Reduction in estimate of revenue for housing.
9	Dining	\$ 237,344	Increase in estimate of revenue for dining based on actual for year to date.
10	Budgeted Fund Balances	\$ 748,266	Use of fund balance for housing with a decrease in estimated revenue and to fund additional requests with student service fee and athletics.

Sul Ross State University

**Table C 2
Auxiliary Funds
Budgeted Expenditures**

	FY 2022		FY 2023		Variance		Note
	APPROVED BUDGET		PROPOSED BUDGET		DOLLAR	PERCENT	
Athletic Fee	\$ 89,456		\$ 331,038		\$ 241,582	270.06 %	11
Medical Service Fee	\$ 80,876		\$ 81,742		\$ 866	1.07 %	
Student Service Fee	\$ 543,142		\$ 677,050		\$ 133,908	24.65 %	
Recreational Sport Fee	\$ 155,521		\$ 159,088		\$ 3,567	2.29 %	
Student Center Fee	\$ 121,988		\$ 118,381		\$ (3,607)	(2.96)%	
Student Bus Fee	\$ -		\$ -		\$ -	- %	
ID Card Fee	\$ -		\$ -		\$ -	- %	
Total Fee Based Expenditures	\$ 990,983		\$ 1,367,299		\$ 376,316	37.97 %	
Housing	\$ 612,975		\$ 428,180		\$ (184,795)	(30.15)%	
Dining	\$ 962,656		\$ 1,200,000		\$ 237,344	24.66 %	12
Parking	\$ 55,000		\$ 55,000		\$ -	- %	
Athletics	\$ 15,125		\$ 21,200		\$ 6,075	40.17 %	
Bookstore	\$ 20,000		\$ 20,000		\$ -	- %	
Other	\$ 119,500		\$ 119,500		\$ -	- %	
Total Sales & Services Based Expenditures	\$ 1,785,256		\$ 1,843,880		\$ 58,624	3.28 %	
Transfers Out							
Debt Service							
Medical Service	\$ -		\$ -		\$ -	- %	
Athletics	\$ 265,980		\$ 262,275		\$ (3,705)	(1.39)%	
Student Center	\$ -		\$ -		\$ -	- %	
Student Service	\$ -		\$ -		\$ -	- %	
Housing	\$ 1,378,507		\$ 1,377,550		\$ (957)	(0.07)%	
Dining	\$ -		\$ -		\$ -	- %	
Parking and Public Safety	\$ -		\$ -		\$ -	- %	
Recreational Sports	\$ 75,020		\$ 73,975		\$ (1,045)	(1.39)%	
Other	\$ -		\$ -		\$ -	- %	
Real Estate Rental	\$ -		\$ -		\$ -	- %	
Vending	\$ -		\$ -		\$ -	- %	
Designated Funds	\$ -		\$ -		\$ -	- %	
Other	\$ -		\$ -		\$ -	- %	
Total Transfers Out	\$ 1,719,507		\$ 1,713,800		\$ (5,707)	(0.33)%	
Total Budgeted Expenditures & Transfers Out	\$ 4,495,746		\$ 4,924,979		\$ 429,233	9.55 %	

Sul Ross State University

Table C 2 Auxiliary Funds Budgeted Expenditures

NOTE	ITEM DESCRIPTION	AMOUNT CHANGED	EXPLANATION
11 Dining		\$ 241,582	Increase in expenditures for athletics.
12 Dining		\$ 234,344	Increase in expenditures for dining.

Sul Ross State University

Table D
Intercollegiate Athletics
Estimated Revenue and Budgeted Expenditures
Fiscal Year 2023

	MEN					WOMEN				
	FOOTBALL	BASKETBALL	BASEBALL	TRACK	OTHER	BASKETBALL	VOLLEYBALL	SOFTBALL	TRACK	OTHER
Revenues										
Sales and Service										
Gate Receipts/Parking	\$ 600	\$ 500	\$ 400	\$ -	\$ 250	\$ 400	\$ 400	\$ 300	\$ -	\$ 150
Game Guarantees	\$ -	\$ 10,500	\$ -	\$ -	\$ -	\$ 3,000	\$ -	\$ -	\$ -	\$ -
Concessions	\$ 900	\$ 900	\$ 700	\$ -	\$ 350	\$ 800	\$ 600	\$ 500	\$ -	\$ 250
Other										
Advertising	\$ -	\$ -	\$ -	\$ -	\$ -	\$ -	\$ -	\$ -	\$ -	\$ -
Licensing Fees	\$ -	\$ -	\$ -	\$ -	\$ -	\$ -	\$ -	\$ -	\$ -	\$ -
Camps	\$ -	\$ -	\$ -	\$ -	\$ -	\$ -	\$ -	\$ -	\$ -	\$ -
NCAA Revenue Sharing	\$ -	\$ -	\$ -	\$ -	\$ -	\$ -	\$ -	\$ -	\$ -	\$ -
Stadium Operations	\$ -	\$ -	\$ -	\$ -	\$ -	\$ -	\$ -	\$ -	\$ -	\$ -
Other	\$ -	\$ -	\$ -	\$ -	\$ -	\$ -	\$ -	\$ -	\$ -	\$ -
Total Sales and Services	\$ 1,500	\$ 11,900	\$ 1,100	\$ -	\$ 600	\$ 4,200	\$ 1,000	\$ 800	\$ -	\$ 400
Designated Tuition	\$ 383,021	\$ 135,031	\$ 166,082	\$ -	\$ 95,830	\$ 146,768	\$ 142,776	\$ 63,711	\$ -	\$ 56,711
Athletic Fee	\$ 85,773	\$ 25,000	\$ 25,000	\$ -	\$ 11,250	\$ 20,000	\$ 20,000	\$ 20,000	\$ -	\$ 11,250
Total Tuition and Fees	\$ 468,794	\$ 160,031	\$ 191,082	\$ -	\$ 107,080	\$ 166,768	\$ 162,776	\$ 83,711	\$ -	\$ 67,961
Budgeted Fund Balances	\$ -	\$ -	\$ -	\$ -	\$ -	\$ -	\$ -	\$ -	\$ -	\$ -
Total Budgeted Funds	\$ 470,294	\$ 171,931	\$ 192,182	\$ -	\$ 107,680	\$ 170,968	\$ 163,776	\$ 84,511	\$ -	\$ 68,361
Expenditures										
Salaries	\$ 258,225	\$ 73,750	\$ 96,750	\$ -	\$ 123,550	\$ 79,500	\$ 54,000	\$ 54,000	\$ -	\$ 106,520
Benefits	\$ 86,879	\$ 23,363	\$ 31,413	\$ -	\$ 50,834	\$ 26,644	\$ 18,000	\$ 18,000	\$ -	\$ 41,948
Travel	\$ 35,000	\$ 25,000	\$ 25,000	\$ -	\$ 29,000	\$ 20,000	\$ 16,000	\$ 16,000	\$ -	\$ 27,500
Scholarships	\$ -	\$ -	\$ -	\$ -	\$ -	\$ -	\$ -	\$ -	\$ -	\$ -
Other Maintenance & Operating	\$ 30,000	\$ 20,000	\$ 20,000	\$ -	\$ 15,000	\$ 15,000	\$ 10,000	\$ 10,000	\$ -	\$ 10,038
Capital	\$ -	\$ -	\$ -	\$ -	\$ -	\$ -	\$ -	\$ -	\$ -	\$ -
Total Budgeted Expenditures	\$ 410,104	\$ 142,113	\$ 173,163	\$ -	\$ 218,384	\$ 141,144	\$ 98,000	\$ 98,000	\$ -	\$ 186,006
Summary by Category										
	TOTAL MEN	TOTAL WOMEN	OTHER ACTIVITIES	ADMIN	GRAND TOTAL					
Revenues										
Sales and Service										
Gate Receipts/Parking	\$ 1,750	\$ 1,250	\$ -	\$ -	\$ 3,000					
Game Guarantees	\$ 10,500	\$ 3,000	\$ -	\$ -	\$ 13,500					
Concessions	\$ 2,850	\$ 2,150	\$ -	\$ -	\$ 5,000					
Other										
Advertising	\$ -	\$ -	\$ -	\$ -	\$ -					
Licensing Fees	\$ -	\$ -	\$ -	\$ -	\$ -					
Camps	\$ -	\$ -	\$ -	\$ -	\$ -					
NCAA Revenue Sharing	\$ -	\$ -	\$ -	\$ -	\$ -					
Stadium Operations	\$ -	\$ -	\$ -	\$ -	\$ -					
Other	\$ -	\$ -	\$ -	\$ -	\$ -					
Total Sales and Services	\$ 15,100	\$ 6,400	\$ -	\$ -	\$ 21,500					
Designated Tuition	\$ 779,964	\$ 409,966	\$ 174,154	\$ 275,082	\$ 1,639,166					
Athletic Fee	\$ 147,023	\$ 71,250	\$ 14,000	\$ 98,765	\$ 331,038					
Total Tuition and Fees	\$ 926,987	\$ 481,216	\$ 188,154	\$ 373,847	\$ 1,970,204					
Budgeted Fund Balances	\$ -	\$ -	\$ -	\$ 169,523	\$ 169,523					
Total Budgeted Funds	\$ 942,087	\$ 487,616	\$ 188,154	\$ 543,370	\$ 2,161,227					
Expenditures										
Salaries	\$ 552,275	\$ 294,020	\$ 45,750	\$ 265,574	\$ 1,157,619					
Fringe Benefits	\$ 192,489	\$ 104,592	\$ 16,013	\$ 89,701	\$ 402,795					
Travel	\$ 114,000	\$ 79,500	\$ 6,500	\$ 3,500	\$ 203,500					
Scholarships	\$ -	\$ -	\$ -	\$ -	\$ -					
O&M	\$ 85,000	\$ 45,038	\$ 2,500	\$ 2,500	\$ 135,038					
Capital	\$ -	\$ -	\$ -	\$ -	\$ -					
Debt Service	\$ -	\$ -	\$ -	\$ 262,275	\$ 262,275					
Other	\$ -	\$ -	\$ -	\$ -	\$ -					
Total Budgeted Expenditures	\$ 943,764	\$ 523,150	\$ 70,763	\$ 623,550	\$ 2,161,227					

Sul Ross State University

TABLE E
Student Services and Activities Financed by Student Services Fees
Estimated Revenue, Fund Balances and Budgeted Expenditures

	FY 2022		FY 2023		Variance		Note
	APPROVED BUDGET		PROPOSED BUDGET		DOLLAR	PERCENT	
Student Services Fee per Semester Credit Hour	\$ 22.00		\$ 22.00		\$ -	- %	
Student Services Fee Fund Balance at Beginning of Year (Net of Encumbrances)	\$ 877,138		\$ 452,374		\$ (424,764)	(48.43)%	
Forecasted Revenue:							
SSF Revenue	\$ 543,142		\$ 524,960		\$ (18,182)	(3.35)%	
Revenue Earned from Activities	\$ -		\$ -		\$ -	- %	
Interest Revenue	\$ -		\$ -		\$ -	- %	
Transfer In	\$ -		\$ -		\$ -	- %	
Total Forecasted Revenue:	<u>\$ 543,142</u>		<u>\$ 524,960</u>		<u>\$ (18,182)</u>	<u>(3.35)%</u>	
Budgeted Student Service Fee Expenditures:							
1. Textbook Rentals	\$ -		\$ -		\$ -	- %	
2. Recreational Activities	\$ 47,751		\$ 131,168		\$ 83,417	174.69 %	
3. Health and Hospital Services	\$ -		\$ -		\$ -	- %	
4. Medical Services	\$ -		\$ -		\$ -	- %	
5. Intramural and Intercollegiate Athletics	\$ -		\$ -		\$ -	- %	
6. Artists and Lecture Series	\$ -		\$ -		\$ -	- %	
7. Cultural Entertainment Series	\$ 4,000		\$ 25,000		\$ 21,000	525.00 %	
8. Debating and Oratorical Activities	\$ -		\$ -		\$ -	- %	
9. Student Publications	\$ 24,042		\$ 41,939		\$ 17,897	74.44 %	
10. Student Government	\$ 8,725		\$ 10,900		\$ 2,175	24.93 %	
11. Student Fee Advisory Committee	\$ 4,000		\$ 3,100		\$ (900)	(22.50)%	
12. Student Transportation Services Other Than Those in TEC 54.504, 511, 512, 513	\$ -		\$ -		\$ -	- %	
13. Other (See Detail Below)	\$ 454,624		\$ 464,943		\$ 10,319	2.27 %	
Total Budgeted Expenditures	<u>\$ 543,142</u>		<u>\$ 677,050</u>		<u>\$ 133,908</u>	<u>24.65 %</u>	
Estimated Student Services Fee Fund Balance at End of Year	<u>\$ 877,138</u>		<u>\$ 300,284</u>		<u>\$ (576,854)</u>	<u>(65.77)%</u>	
Student Services Advisory Committee Meeting:					05/11/2022		
Detail of Other:							
Advising and Orientation	\$ 141,443		\$ 119,886		\$ (21,557)	(15.24)%	
Ambassadors	\$ 7,500		\$ -		\$ (7,500)	(100.00)%	
Bank Service Charges	\$ -		\$ -		\$ -	- %	
Counseling Center	\$ 111,275		\$ 162,777		\$ 51,502	46.28 %	
Execet Review Course	\$ -		\$ -		\$ -	- %	
Freshman Leadership	\$ 15,000		\$ -		\$ (15,000)	(100.00)%	
Homecoming	\$ 2,500		\$ 4,000		\$ 1,500	60.00 %	
Lobo Comic Con	\$ 500		\$ -		\$ (500)	(100.00)%	
Intercollegiate Rodeo	\$ 77,236		\$ 95,880		\$ 18,644	24.14 %	
Intercollegiate Rodeo NIRA Event	\$ 18,000		\$ 53,200		\$ 35,200	195.56 %	
Student Advisory Board	\$ -		\$ -		\$ -	- %	
Student Development	\$ 75,670		\$ 29,200		\$ (46,470)	(61.41)%	
Student Support Services	\$ 500		\$ -		\$ (500)	(100.00)%	
Student Service Fee Contingency	\$ -		\$ -		\$ -	- %	
Undergraduate Travel and Funds for Organizations	\$ 5,000		\$ -		\$ (5,000)	(100.00)%	
Total Other	<u>\$ 454,624</u>		<u>\$ 464,943</u>		<u>\$ 10,319</u>	<u>2.27 %</u>	

Sul Ross State University

Table F
Matrix of Budgeted Operating Expenses

	Instruction	Research	Public Service	Academic Support	Student Services	Institutional Support	Operation & Maintenance of Plant	Scholarships/ Fellowships	Auxiliary	Total Expenses
Salary	\$ 6,408,919	\$ 308,251	\$ 287,906	\$ 1,586,675	\$ 1,410,909	\$ 2,691,578	\$ 1,026,961	\$ -	\$ 821,063	\$ 14,542,262
Benefits	\$ 1,470,505	\$ 81,805	\$ 74,039	\$ 554,773	\$ 369,169	\$ 942,052	\$ 359,436	\$ -	\$ 249,398	\$ 4,101,177
Travel	\$ 71,750	\$ 500	\$ 1,500	\$ 62,887	\$ 27,250	\$ 316,323	\$ 20,308	\$ -	\$ 39,575	\$ 540,093
O&M	\$ 226,065	\$ 181,320	\$ 47,997	\$ 517,199	\$ 714,260	\$ 3,400,205	\$ 997,909	\$ -	\$ 1,549,295	\$ 7,634,250
Utilities	\$ -	\$ -	\$ -	\$ -	\$ -	\$ 374,016	\$ 1,007,879	\$ -	\$ 551,848	\$ 1,933,743
Capital	\$ -	\$ -	\$ -	\$ -	\$ -	\$ -	\$ -	\$ -	\$ -	\$ -
Other	\$ -	\$ -	\$ -	\$ -	\$ -	\$ -	\$ -	\$ 931,031	\$ -	\$ 931,031
Total Budget	\$ 8,177,239	\$ 571,876	\$ 411,442	\$ 2,721,534	\$ 2,521,588	\$ 7,724,174	\$ 3,412,493	\$ 931,031	\$ 3,211,179	\$ 29,682,556

Sul Ross State University

Recapitulation of Budgeted Revenues, Expenditures, Transfers, and Use of Reserves For Fiscal Year Ending 2023

	Estimated	Transfers	Budgeted	Total	Budgeted	Transfers	Total	Net
	Revenues	In	Use of	Budgeted	Expenditures	Out	Budgeted	Transfers *
			Reserves	Sources			Uses	
Educational & General	\$ 18,555,244	\$ 1,249,145	\$ -	\$ 19,804,389	\$ (19,101,186)	\$ (703,203)	\$ (19,804,389)	\$ 545,942
Designated	\$ 7,406,310	\$ 222,703	\$ -	\$ 7,629,013	\$ (7,370,191)	\$ (258,822)	\$ (7,629,013)	\$ (36,119)
Auxiliary Enterprises	\$ 4,176,713	\$ -	\$ 748,266	\$ 4,924,979	\$ (3,211,179)	\$ (1,713,800)	\$ (4,924,979)	\$ (1,713,800)
Total	\$ 30,138,267	\$ 1,471,848	\$ 748,266	\$ 32,358,381	\$ (29,682,556)	\$ (2,675,825)	\$ (32,358,381)	\$ (1,203,977)

Sul Ross State University - Rio Grande College

Budget Summary

	FY 2022		FY 2023		Variance	
	APPROVED BUDGET	PROPOSED BUDGET	DOLLAR	PERCENT		
Revenues						
Tuition and Fees	\$ 3,766,127	\$ 3,403,037	\$ (363,090)		(9.64)%	
State Appropriations	\$ 6,011,273	\$ 6,020,126	\$ 8,853		0.15 %	
Sales and Services	\$ -	\$ -	-		-%	
Other	\$ 61,500	\$ 61,500	-		-%	
Operating Revenues	\$ 9,838,900	\$ 9,484,663	\$ (354,237)		(3.60)%	
Transfers In	\$ 119,568	\$ 106,921	\$ (12,647)		(10.58)%	
Budgeted Use of Fund Balance	\$ 326,970	\$ 343,948	\$ 16,978		5.19 %	
Total Revenues	\$ 10,285,438	\$ 9,935,532	\$ (349,906)		(3.40)%	
Expenditures						
Instruction Support	\$ 3,341,950	\$ 3,380,543	\$ 38,593		1.15 %	
Research / Organized Research	\$ -	\$ -	-		-%	
Public Service	\$ 272,207	\$ 272,207	-		-%	
Academic Support	\$ 713,426	\$ 688,426	\$ (25,000)		(3.50)%	
Student Support	\$ 666,146	\$ 666,146	-		-%	
Institutional Support	\$ 2,425,575	\$ 2,064,954	\$ (360,621)		(14.87)%	
Plant Support	\$ 736,767	\$ 736,767	-		-%	
Scholarships & Fellowships	\$ 119,468	\$ 106,921	\$ (12,547)		(10.50)%	
Auxiliary Enterprises	\$ 517,914	\$ 517,914	-		-%	
Operating Expenditures	\$ 8,793,453	\$ 8,433,878	\$ (359,575)		(4.09)%	
Transfers Out	\$ 1,491,985	\$ 1,501,654	\$ 9,669		0.65 %	
Total Expenditures	\$ 10,285,438	\$ 9,935,532	\$ (349,906)		(3.40)%	

Operating Expenditures by Natural Classification

	FY 2022		FY 2023		Variance	
	APPROVED BUDGET	PROPOSED BUDGET	DOLLAR	PERCENT		
Salary & Wages	\$ 3,399,381	\$ 3,524,745	\$ 125,364		3.69 %	
Payroll Related Costs	\$ 733,635	\$ 735,305	\$ 1,670		0.23 %	
Travel	\$ 135,350	\$ 119,000	\$ (16,350)		(12.08)%	
Operations & Maintenance	\$ 4,318,619	\$ 3,860,907	\$ (457,712)		(10.60)%	
Utilities	\$ -	\$ -	-		-%	
Capital	\$ -	\$ -	-		-%	
Other	\$ 206,468	\$ 193,921	\$ (12,547)		(6.08)%	
Total Operating Expenditures	\$ 8,793,453	\$ 8,433,878	\$ (359,575)		(4.09)%	

Sul Ross State University - Rio Grande College

Table A 1
Educational and General Funds
Revenues and Transfers

	FY 2022		FY 2023		Variance		Note
	APPROVED BUDGET		PROPOSED BUDGET		DOLLAR	PERCENT	
Total Statutory Tuition and Fees	\$	788,476	\$	757,821	\$	(30,655)	(3.89)%
State Appropriation							
Bill Pattern General Revenue	\$	4,857,914	\$	4,857,900	\$	(14)	(0.00)%
Benefits	\$	680,469	\$	689,336	\$	8,867	1.30 %
Higher Education Fund	\$	472,890	\$	472,890	\$	-	- %
Hazlewood Reimbursement	\$	-	\$	-	\$	-	- %
Other	\$	-	\$	-	\$	-	- %
Total State Appropriations	\$	6,011,273	\$	6,020,126	\$	8,853	0.15 %
Other Revenue	\$	60,500	\$	60,500	\$	-	- %
Total Revenues	\$	6,860,249	\$	6,838,447	\$	(21,802)	(0.32)%
Transfers In							
Designated Tuition	\$	-	\$	-	\$	-	- %
Technology Service Fee	\$	-	\$	-	\$	-	- %
Other	\$	-	\$	-	\$	-	- %
Total Transfers In	\$	-	\$	-	\$	-	- %
Budgeted Fund Balances	\$	-	\$	-	\$	-	- %
Total Budgeted Funds	\$	6,860,249	\$	6,838,447	\$	(21,802)	(0.32)%

Sul Ross State University - Rio Grande College

Table A 2
Educational and General Funds
Budgeted Expenditures

	FY 2022		FY 2023		Variance		Note
	APPROVED BUDGET		PROPOSED BUDGET		DOLLAR	PERCENT	
Instruction Support	\$ 3,075,207		\$ 3,118,727		\$ 43,520	1.42 %	
Research / Organized Research	\$ -		\$ -		-	- %	
Public Service	\$ 272,207		\$ 272,207		-	- %	
Academic Support	\$ 294,002		\$ 269,002		\$ (25,000)	(8.50)%	
Student Service Support	\$ 249,107		\$ 249,107		-	- %	
Institutional Support	\$ 864,346		\$ 836,571		\$ (27,775)	(3.21)%	
Plant Support	\$ 736,767		\$ 736,767		-	- %	
Scholarships & Fellowships	\$ -		\$ -		-	- %	
Total Expenditures	\$ 5,491,636		\$ 5,482,381		\$ (9,255)	(0.17)%	
Transfers Out							
TPEG	\$ 119,468		\$ 106,921		\$ (12,547)	(10.50)%	
TRB Debt Service	\$ -		\$ -		-	- %	
HEF - Debt Service	\$ -		\$ -		-	- %	
HEF - Plant	\$ -		\$ -		-	- %	
Other	\$ 1,249,145		\$ 1,249,145		-	- %	
Total Transfers Out	\$ 1,368,613		\$ 1,356,066		\$ (12,547)	(0.92)%	
Total Budgeted Expenditures & Transfers Out	\$ 6,860,249		\$ 6,838,447		\$ (21,802)	(0.32)%	

Sul Ross State University - Rio Grande College

**Table B 1
Designated Funds
Revenues and Transfers**

	FY 2022		FY 2023		Variance		Note
	APPROVED BUDGET		PROPOSED BUDGET		DOLLAR	PERCENT	
Tuition and Fees							
Designated Tuition	\$	1,716,626	\$	1,518,204	\$	(198,422)	(11.56)%
Institutional Services Fee	\$	-	\$	-	\$	-	-%
Advising Fee	\$	-	\$	-	\$	-	-%
Technology Use / Computer Service Fee	\$	398,230	\$	352,321	\$	(45,909)	(11.53)%
Environmental Service Fee	\$	-	\$	-	\$	-	-%
ID / One-Card Fee	\$	-	\$	-	\$	-	-%
Library Fee	\$	30,982	\$	27,414	\$	(3,568)	(11.52)%
International Education Fee	\$	1,849	\$	1,771	\$	(78)	(4.22)%
Student Publication Fee	\$	-	\$	-	\$	-	-%
Academic Program Fees	\$	-	\$	-	\$	-	-%
Distance Learning Fee	\$	581,020	\$	513,540	\$	(67,480)	(11.61)%
Records Fee	\$	-	\$	-	\$	-	-%
Recreation Fee	\$	-	\$	-	\$	-	-%
University Center Fee	\$	-	\$	-	\$	-	-%
International Study Fee	\$	-	\$	-	\$	-	-%
Repeat Fee	\$	-	\$	-	\$	-	-%
Other	\$	59,000	\$	59,000	\$	-	-%
Total Tuition and Fees	\$	2,787,707	\$	2,472,250	\$	(315,457)	(11.32)%
Investment Income	\$	-	\$	-	\$	-	-%
Other Revenue	\$	-	\$	-	\$	-	-%
Total Revenues	\$	2,787,707	\$	2,472,250	\$	(315,457)	(11.32)%
Transfers In							
TPEG	\$	119,568	\$	106,921	\$	(12,647)	(10.58)%
Auxiliary Funds	\$	-	\$	-	\$	-	-%
Other	\$	-	\$	-	\$	-	-%
Total Transfers In	\$	119,568	\$	106,921	\$	(12,647)	(10.58)%
Budgeted Fund Balances	\$	-	\$	-	\$	-	-%
Total Budgeted Funds	\$	2,907,275	\$	2,579,171	\$	(328,104)	(11.29)%

Sul Ross State University - Rio Grande College

**Table B 2
Designated Funds
Budgeted Expenditures**

	FY 2022		FY 2023		Variance		Note	
	APPROVED BUDGET		PROPOSED BUDGET		DOLLAR	PERCENT		
Instruction Support	\$	266,743	\$	261,816	\$	(4,927)	(1.85)%	
Research / Organized Research	\$	-	\$	-	\$	-	-	
Public Service	\$	-	\$	-	\$	-	-	
Academic Support	\$	419,424	\$	419,424	\$	-	-	
Student Support	\$	417,039	\$	417,039	\$	-	-	
Institutional Support	\$	1,561,229	\$	1,228,383	\$	(332,846)	(21.32)%	1
Plant Support	\$	-	\$	-	\$	-	-	
Scholarships & Fellowships	\$	119,468	\$	106,921	\$	(12,547)	(10.50)%	
Total Expenditures	\$	2,783,903	\$	2,433,583	\$	(350,320)	(12.58)%	
Transfers Out								
System Assessment	\$	123,372	\$	145,588	\$	22,216	18.01 %	
Debt Service	\$	-	\$	-	\$	-	-	
E&G	\$	-	\$	-	\$	-	-	
Auxiliary	\$	-	\$	-	\$	-	-	
Other	\$	-	\$	-	\$	-	-	
Total Transfers Out	\$	123,372	\$	145,588	\$	22,216	18.01 %	
Total Budgeted Expenditures & Transfers Out	\$	2,907,275	\$	2,579,171	\$	(328,104)	(11.29)%	

Sul Ross State University - Rio Grande College

Table B 2 Designated Funds Budgeted Expenditures

NOTE	ITEM DESCRIPTION	AMOUNT CHANGED	EXPLANATION
1	Institutional Support	\$ (332,846)	Align institutional support expenditures to estimated decline in enrollment.

Sul Ross State University - Rio Grande College

**Table C 1
Auxiliary Funds
Revenues and Transfers**

	FY 2022		FY 2023		Variance		Note
	APPROVED BUDGET		PROPOSED BUDGET		DOLLAR	PERCENT	
Fees							
Athletic Fee	\$	-	\$	-	-	-	-%
Medical Service Fee	\$	-	\$	-	-	-	-%
Student Service Fee	\$	189,944	\$	172,966	\$	(16,978)	(8.94)%
Recreational Sport Fee	\$	-	\$	-	-	-	-%
Student Center Fee	\$	-	\$	-	-	-	-%
Student Bus Fee	\$	-	\$	-	-	-	-%
ID Card Fee	\$	-	\$	-	-	-	-%
Other	\$	-	\$	-	-	-	-%
Total Fees	\$	189,944	\$	172,966	\$	(16,978)	(8.94)%
Sales and Services							
Sales and Services	\$	-	\$	-	-	-	-%
Housing	\$	-	\$	-	-	-	-%
Dining	\$	-	\$	-	-	-	-%
Parking	\$	-	\$	-	-	-	-%
Athletics	\$	-	\$	-	-	-	-%
Bookstore	\$	-	\$	-	-	-	-%
Other	\$	-	\$	-	-	-	-%
Total Sales and Services	\$	-	\$	-	\$	-	-%
Investment Income	\$	1,000	\$	1,000	\$	-	-%
Other Income	\$	-	\$	-	-	-	-%
Total Revenues	\$	190,944	\$	173,966	\$	(16,978)	(8.89)%
Transfers In							
Designated Tuition	\$	-	\$	-	-	-	-%
Other	\$	-	\$	-	-	-	-%
Total Transfers In	\$	-	\$	-	\$	-	-%
Budgeted Fund Balances	\$	326,970	\$	343,948	\$	16,978	5.19 %
Total Budgeted Funds	\$	517,914	\$	517,914	\$	-	-%

Sul Ross State University - Rio Grande College

**Table C 2
Auxiliary Funds
Budgeted Expenditures**

	FY 2022	FY 2023	Variance		Note
	APPROVED BUDGET	PROPOSED BUDGET	DOLLAR	PERCENT	
Athletic Fee	\$ -	\$ -	\$ -	-	-%
Medical Service Fee	\$ -	\$ -	\$ -	-	-%
Student Service Fee	\$ 517,914	\$ 517,914	\$ -	-	-%
Recreational Sport Fee	\$ -	\$ -	\$ -	-	-%
Student Center Fee	\$ -	\$ -	\$ -	-	-%
Student Bus Fee	\$ -	\$ -	\$ -	-	-%
ID Card Fee	\$ -	\$ -	\$ -	-	-%
Total Fee Based Expenditures	\$ 517,914	\$ 517,914	\$ -	-	-%
Housing	\$ -	\$ -	\$ -	-	-%
Dining	\$ -	\$ -	\$ -	-	-%
Parking	\$ -	\$ -	\$ -	-	-%
Athletics	\$ -	\$ -	\$ -	-	-%
Bookstore	\$ -	\$ -	\$ -	-	-%
Other	\$ -	\$ -	\$ -	-	-%
Total Sales & Services Based Expenditures	\$ -	\$ -	\$ -	-	-%
Transfers Out					
Debt Service					
Medical Service	\$ -	\$ -	\$ -	-	-%
Athletics	\$ -	\$ -	\$ -	-	-%
Student Center	\$ -	\$ -	\$ -	-	-%
Student Service	\$ -	\$ -	\$ -	-	-%
Housing	\$ -	\$ -	\$ -	-	-%
Dining	\$ -	\$ -	\$ -	-	-%
Parking and Public Safety	\$ -	\$ -	\$ -	-	-%
Recreational Sports	\$ -	\$ -	\$ -	-	-%
Other	\$ -	\$ -	\$ -	-	-%
Real Estate Rental	\$ -	\$ -	\$ -	-	-%
Vending	\$ -	\$ -	\$ -	-	-%
Designated Funds	\$ -	\$ -	\$ -	-	-%
Other	\$ -	\$ -	\$ -	-	-%
Total Transfers Out	\$ -	\$ -	\$ -	-	-%
Total Budgeted Expenditures & Transfers Out	\$ 517,914	\$ 517,914	\$ -	-	-%

Sul Ross State University - Rio Grande College

TABLE E
Student Services and Activities Financed by Student Services Fees
Estimated Revenue, Fund Balances and Budgeted Expenditures

	FY 2022		FY 2023		Variance		Note
	APPROVED BUDGET		PROPOSED BUDGET		DOLLAR	PERCENT	
Student Services Fee per Semester Credit Hour	\$ 15.00		\$ 15.00		\$ -	- %	
Student Services Fee Fund Balance at Beginning of Year (Net of Encumbrances)	\$ 991,517		\$ 875,279		\$ (116,238)	(11.72)%	
Forecasted Revenue:							
SSF Revenue	\$ 189,944		\$ 172,966		\$ (16,978)	(8.94)%	
Revenue Earned from Activities	\$ -		\$ -		\$ -	- %	
Interest Revenue	\$ 1,000		\$ 1,000		\$ -	- %	
Transfer In	\$ -		\$ -		\$ -	- %	
Total Forecasted Revenue:	<u>\$ 190,944</u>		<u>\$ 173,966</u>		<u>\$ (16,978)</u>	<u>(8.89)%</u>	
Budgeted Student Service Fee Expenditures:							
1. Textbook Rentals	\$ -		\$ -		\$ -	- %	
2. Recreational Activities	\$ -		\$ -		\$ -	- %	
3. Health and Hospital Services	\$ -		\$ -		\$ -	- %	
4. Medical Services	\$ -		\$ -		\$ -	- %	
5. Intramural and Intercollegiate Athletics	\$ -		\$ -		\$ -	- %	
6. Artists and Lecture Series	\$ -		\$ -		\$ -	- %	
7. Cultural Entertainment Series	\$ -		\$ -		\$ -	- %	
8. Debating and Oratorical Activities	\$ -		\$ -		\$ -	- %	
9. Student Publications	\$ -		\$ -		\$ -	- %	
10. Student Government	\$ -		\$ -		\$ -	- %	
11. Student Fee Advisory Committee	\$ -		\$ -		\$ -	- %	
12. Student Transportation Services Other Than Those in TEC 54.504, 511, 512, 513	\$ -		\$ -		\$ -	- %	
13. Other (See Detail Below)	\$ 517,914		\$ 517,914		\$ -	- %	
Total Budgeted Expenditures	<u>\$ 517,914</u>		<u>\$ 517,914</u>		<u>\$ -</u>	<u>- %</u>	
Estimated Student Services Fee Fund Balance at End of Year	<u>\$ 664,547</u>		<u>\$ 531,331</u>		<u>\$ (133,216)</u>	<u>(20.05)%</u>	
Student Services Advisory Committee Meeting: 01/02/1900							
Detail of Other:							
Bank Service Charges	\$ 500		\$ 500		\$ -	- %	
Leadership Retreat	\$ -		\$ -		\$ -	- %	
Advertising	\$ 6,400		\$ 6,400		\$ -	- %	
Student Academic Tools	\$ 35,000		\$ 35,000		\$ -	- %	
Student Development	\$ 17,800		\$ 17,800		\$ -	- %	
Student Mentors	\$ -		\$ -		\$ -	- %	
Student Organization Travel	\$ -		\$ -		\$ -	- %	
Student Services	\$ 380,039		\$ 380,039		\$ -	- %	
Student Copy Service	\$ 10,000		\$ 10,000		\$ -	- %	
Student Service Fee Contingency	\$ -		\$ -		\$ -	- %	
University Funds for Organizations	\$ 12,000		\$ 12,000		\$ -	- %	
Program Development	\$ 24,800		\$ 24,800		\$ -	- %	
Student Growth	\$ 11,140		\$ 11,140		\$ -	- %	
Student Government	\$ 20,235		\$ 20,235		\$ -	- %	
Provide Description	\$ -		\$ -		\$ -	- %	
Total Other	<u>\$ 517,914</u>		<u>\$ 517,914</u>		<u>\$ -</u>	<u>- %</u>	

Sul Ross State University - Rio Grande College

Table F
Matrix of Budgeted Operating Expenses

	Instruction	Research	Public Service	Academic Support	Student Services	Institutional Support	Operation & Maintenance of Plant	Scholarships/ Fellowships	Auxiliary	Total Expenses
Salary	\$ 1,925,656	\$ -	\$ 272,207	\$ 292,002	\$ 323,107	\$ 397,468	\$ -	\$ -	\$ 314,305	\$ 3,524,745
Benefits	\$ -	\$ -	\$ -	\$ 6,000	\$ -	\$ 689,336	\$ -	\$ -	\$ 39,969	\$ 735,305
Travel	\$ 36,500	\$ -	\$ -	\$ 26,000	\$ 18,500	\$ 10,000	\$ -	\$ -	\$ 28,000	\$ 119,000
O&M	\$ 1,418,387	\$ -	\$ -	\$ 364,424	\$ 272,539	\$ 968,150	\$ 736,767	\$ -	\$ 100,640	\$ 3,860,907
Utilities	\$ -	\$ -	\$ -	\$ -	\$ -	\$ -	\$ -	\$ -	\$ -	\$ -
Capital	\$ -	\$ -	\$ -	\$ -	\$ -	\$ -	\$ -	\$ -	\$ -	\$ -
Other	\$ -	\$ -	\$ -	\$ -	\$ 52,000	\$ -	\$ -	\$ 106,921	\$ 35,000	\$ 193,921
Total Budget	\$ 3,380,543	\$ -	\$ 272,207	\$ 688,426	\$ 666,146	\$ 2,064,954	\$ 736,767	\$ 106,921	\$ 517,914	\$ 8,433,878

Sul Ross State University - Rio Grande College

Recapitulation of Budgeted Revenues, Expenditures, Transfers, and Use of Reserves For Fiscal Year Ending 2023

	Estimated Revenues	Transfers In	Budgeted Use of Reserves	Total Budgeted Sources	Budgeted Expenditures	Transfers Out	Total Budgeted Uses	Net Transfers *
Educational & General	\$ 6,838,447	\$ -	\$ -	\$ 6,838,447	\$ (5,482,381)	\$ (1,356,066)	\$ (6,838,447)	\$ (1,356,066)
Designated	\$ 2,472,250	\$ 106,921	\$ -	\$ 2,579,171	\$ (2,433,583)	\$ (145,588)	\$ (2,579,171)	\$ (38,667)
Auxiliary Enterprises	\$ 173,966	\$ -	\$ 343,948	\$ 517,914	\$ (517,914)	\$ -	\$ (517,914)	\$ -
Total	\$ 9,484,663	\$ 106,921	\$ 343,948	\$ 9,935,532	\$ (8,433,878)	\$ (1,501,654)	\$ (9,935,532)	\$ (1,394,733)



Office of the President

phone 512.245.2121

fax 512.245.8088

601 University Drive
San Marcos, Texas 78666-4684

www.txst.edu

July 18, 2022

Kelly Dampousse
President

Members of the Board of Regents
The Texas State University System

Dear Members of the Board of Regents:

The fiscal year 2023 Texas State University budget reflects an all-funds increase of approximately \$31 million, or four percent. This is mainly attributable to increased funding for student financial aid and previously approved increases to housing and dining income. The proposed budget includes no increase to tuition and fee rates.

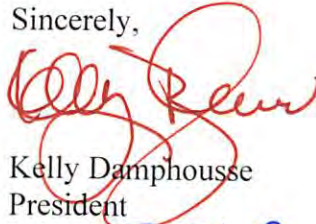
We continue to invest in our future even during tight budget times. This budget includes additional funding for the continued implementation of new academic programs. Those include a Ph.D. in Applied Anthropology, a Bachelor of Science in Civil Engineering, a Bachelor of Science in Mechanical Engineering, and several Master programs at a combined cost of over \$1.5 million.

Texas State remains third in the state in terms of the number of applications for admission from high school students. That continued popularity with soon-to-be freshmen, in conjunction with new enrollment initiatives, makes us optimistic that we will be back to overall enrollment growth next year. However, as has been our longstanding practice, the university conservatively budgets without any planned enrollment growth. As part of our plan for growth, the merit scholarship program was boldly increased by more than 300 percent this fiscal year. This financial aid increase necessitates the use of approximately \$11 million in reserves to balance the proposed budget, but our future budget projections show the need to use reserves will steadily decrease each year, and, if our projections hold true, we will be back to a surplus budget position within 4 years.

These are uncertain times, but, even now, Texas State has a bright future. With all the challenges over the past couple of years and those that will inevitably arise in the future, we are particularly thankful to you, our Board members, for your ongoing support. Your leadership has been instrumental in allowing us to make tremendous progress in moving the university forward,

progressing toward National Research University status, and ensuring a world class education for our students.

Sincerely,



Kelly Damphousse
President



Eric Algoe
Vice President for Finance and Support Services

Enclosure

xc: Chancellor Brian McCall

Texas State University

Budget Summary

	FY 2022		FY 2023		Variance	
	APPROVED BUDGET	PROPOSED BUDGET	DOLLAR	PERCENT		
Revenues						
Tuition and Fees	\$ 382,488,384	\$ 386,024,934	\$ 3,536,550		0.92 %	
State Appropriations	\$ 189,432,176	\$ 187,232,540	\$ (2,199,636)		(1.16)%	
Sales and Services	\$ 83,318,524	\$ 93,238,048	\$ 9,919,524		11.91 %	
Other	\$ 22,074,676	\$ 24,425,481	\$ 2,350,805		10.65 %	
Operating Revenues	\$ 677,313,760	\$ 690,921,003	\$ 13,607,243		2.01 %	
Transfers In	\$ 64,608,133	\$ 68,821,783	\$ 4,213,650		6.52 %	
Budgeted Use of Fund Balance	\$ 1,258,102	\$ 13,964,027	\$ 12,705,926		1009.93 %	
Total Revenues	\$ 743,179,995	\$ 773,706,813	\$ 30,526,819		4.11 %	
Expenditures						
Instruction Support	\$ 210,911,582	\$ 218,737,642	\$ 7,826,060		3.71 %	
Research / Organized Research	\$ 29,973,383	\$ 31,365,499	\$ 1,392,116		4.64 %	
Public Service	\$ 1,002,560	\$ 984,173	\$ (18,387)		(1.83)%	
Academic Support	\$ 47,980,850	\$ 50,417,747	\$ 2,436,898		5.08 %	
Student Support	\$ 16,691,112	\$ 16,906,813	\$ 215,701		1.29 %	
Institutional Support	\$ 68,146,402	\$ 61,430,368	\$ (6,716,034)		(9.86)%	
Plant Support	\$ 47,031,367	\$ 48,697,157	\$ 1,665,790		3.54 %	
Scholarships & Fellowships	\$ 55,428,130	\$ 67,061,428	\$ 11,633,298		20.99 %	
Auxiliary Enterprises	\$ 109,380,340	\$ 119,811,613	\$ 10,431,272		9.54 %	
Operating Expenditures	\$ 586,545,725	\$ 615,412,439	\$ 28,866,714		4.92 %	
Transfers Out	\$ 156,634,270	\$ 158,294,374	\$ 1,660,104		1.06 %	
Total Expenditures	\$ 743,179,995	\$ 773,706,813	\$ 30,526,819		4.11 %	

Operating Expenditures by Natural Classification

	FY 2022		FY 2023		Variance	
	APPROVED BUDGET	PROPOSED BUDGET	DOLLAR	PERCENT		
Salary & Wages	\$ 281,892,612	\$ 295,525,395	\$ 13,632,783		4.84 %	
Payroll Related Costs	\$ 85,659,160	\$ 87,830,914	\$ 2,171,754		2.54 %	
Travel	\$ 5,744,176	\$ 5,900,500	\$ 156,324		2.72 %	
Operations & Maintenance	\$ 172,187,892	\$ 184,036,641	\$ 11,848,749		6.88 %	
Utilities	\$ 32,357,068	\$ 33,344,177	\$ 987,109		3.05 %	
Capital	\$ 8,704,816	\$ 8,774,816	\$ 70,000		0.80 %	
Other	\$ -	\$ -	\$ -		-%	
Total Operating Expenditures	\$ 586,545,725	\$ 615,412,443	\$ 28,866,718		4.92 %	

Texas State University

Table A 1
Educational and General Funds
Revenues and Transfers

	FY 2022		FY 2023		Variance		Note	
	APPROVED BUDGET		PROPOSED BUDGET		DOLLAR	PERCENT		
Total Statutory Tuition and Fees	\$	53,727,045	\$	53,727,045	\$	-	- %	
State Appropriation								
Bill Pattern General Revenue	\$	122,882,938	\$	120,683,302	\$	(2,199,636)	(1.79)%	
Benefits	\$	27,942,760	\$	27,942,760	\$	-	- %	
Higher Education Fund	\$	37,606,478	\$	37,606,478	\$	-	- %	
Hazlewood Reimbursement	\$	1,000,000	\$	1,000,000	\$	-	- %	
Other	\$	-	\$	-	\$	-	- %	
Total State Appropriations	\$	189,432,176	\$	187,232,540	\$	(2,199,636)	(1.16)%	
Other Revenue	\$	1,316,869	\$	1,414,460	\$	97,591	7.41 %	
Total Revenues	\$	244,476,090	\$	242,374,045	\$	(2,102,045)	(0.86)%	
Transfers In								
Designated Tuition	\$	50,429,175	\$	54,567,825	\$	4,138,650	8.21 %	(1)
Technology Service Fee	\$	-	\$	-	\$	-	- %	
Other	\$	-	\$	-	\$	-	- %	
Total Transfers In	\$	50,429,175	\$	54,567,825	\$	4,138,650	8.21 %	
Budgeted Fund Balances	\$	-	\$	-	\$	-	- %	
Total Budgeted Funds	\$	294,905,265	\$	296,941,870	\$	2,036,605	0.69 %	

Texas State University

Table A 1
Educational and General Funds
Revenues and Transfers

NOTE	ITEM DESCRIPTION	AMOUNT CHANGED	EXPLANATION
(1) Designated Tuition-Transfers In		\$ 4,138,650	\$4.1M increase in anticipated transfer to offset PFG expenditures

Texas State University

Table A 2
Educational and General Funds
Budgeted Expenditures

	FY 2022		FY 2023		Variance		Note	
	APPROVED BUDGET		PROPOSED BUDGET		DOLLAR	PERCENT		
Instruction Support	\$	177,660,232	\$	179,814,347	\$	2,154,115	1.21 %	
Research / Organized Research	\$	21,592,191	\$	22,151,909	\$	559,718	2.59 %	
Public Service	\$	168,683	\$	170,173	\$	1,490	0.88 %	
Academic Support	\$	11,794,689	\$	13,380,722	\$	1,586,033	13.45 %	(1)
Student Service Support	\$	7,394,610	\$	7,639,640	\$	245,030	3.31 %	
Institutional Support	\$	3,765,556	\$	2,851,540	\$	(914,016)	(24.27)%	(2)
Plant Support	\$	12,716,841	\$	13,320,077	\$	603,236	4.74 %	
Scholarships & Fellowships	\$	454,261	\$	454,261	\$	-	- %	
Total Expenditures	\$	235,547,063	\$	239,782,669	\$	4,235,606	1.80 %	
Transfers Out								
TPEG	\$	6,607,104	\$	6,607,104	\$	-	- %	
TRB Debt Service	\$	17,363,463	\$	15,164,462	\$	(2,199,001)	(12.66)%	(3)
HEF - Debt Service	\$	5,696,320	\$	5,696,320	\$	-	- %	
HEF - Plant	\$	29,691,315	\$	29,691,315	\$	-	- %	
Other	\$	-	\$	-	\$	-	- %	
Total Transfers Out	\$	59,358,202	\$	57,159,201	\$	(2,199,001)	(3.70)%	
Total Budgeted Expenditures & Transfers Out	\$	294,905,265	\$	296,941,870	\$	2,036,605	0.69 %	

Texas State University

Table A 2
Educational and General Funds
Budgeted Expenditures

NOTE	ITEM DESCRIPTION	AMOUNT CHANGED	EXPLANATION
(1)	Academic Support	\$ 1,586,033	\$1.5M due to the transition of several positions from Instruction to Academic Support plus associated fringe
(2)	Institutional Support	\$ (914,016)	\$900K reallocation of expenses to other functional areas
(3)	TRB Debt Service	\$ (2,199,001)	\$2.1M scheduled decrease to TRB Debt Service

Texas State University

**Table B 1
Designated Funds
Revenues and Transfers**

	FY 2022		FY 2023		Variance		Note		
	APPROVED BUDGET		PROPOSED BUDGET		DOLLAR	PERCENT			
Tuition and Fees									
Designated Tuition	\$	227,659,689	\$	227,659,689	\$	-	-	%	
Institutional Services Fee	\$	-	\$	-	\$	-	-	%	
Advising Fee	\$	7,366,500	\$	7,316,300	\$	(50,200)	(0.68)	%	
Technology Use / Computer Service Fee	\$	13,937,290	\$	13,940,590	\$	3,300	0.02	%	
Environmental Service Fee	\$	79,600	\$	79,000	\$	(600)	(0.75)	%	
ID / One-Card Fee	\$	-	\$	-	\$	-	-	%	
Library Fee	\$	11,097,800	\$	11,097,000	\$	(800)	(0.01)	%	
International Education Fee	\$	238,800	\$	238,800	\$	-	-	%	
Student Publication Fee	\$	636,700	\$	634,500	\$	(2,200)	(0.35)	%	
Academic Program Fees	\$	-	\$	-	\$	-	-	%	
Distance Learning Fee	\$	7,333,650	\$	12,250,000	\$	4,916,350	67.04	%	(1)
Records Fee	\$	-	\$	-	\$	-	-	%	
Recreation Fee	\$	-	\$	-	\$	-	-	%	
University Center Fee	\$	-	\$	-	\$	-	-	%	
International Study Fee	\$	3,819,000	\$	3,743,000	\$	(76,000)	(1.99)	%	
Repeat Fee	\$	1,690,460	\$	1,690,460	\$	-	-	%	
Other	\$	4,981,000	\$	5,229,000	\$	248,000	4.98	%	
Total Tuition and Fees	\$	278,840,489	\$	283,878,339	\$	5,037,850	1.81	%	
Investment Income	\$	400,000	\$	400,000	\$	-	-	%	
Other Revenue	\$	20,063,377	\$	21,325,100	\$	1,261,723	6.29	%	(2)
Total Revenues	\$	299,303,866	\$	305,603,439	\$	6,299,573	2.10	%	
Transfers In									
TPEG	\$	6,607,104	\$	6,607,104	\$	-	-	%	
Auxiliary Funds	\$	-	\$	-	\$	-	-	%	
Other	\$	475,000	\$	550,000	\$	75,000	15.79	%	
Total Transfers In	\$	7,082,104	\$	7,157,104	\$	75,000	1.06	%	
Budgeted Fund Balances	\$	630,340	\$	11,672,802	\$	11,042,463	1751.83	%	(3)
Total Budgeted Funds	\$	307,016,310	\$	324,433,345	\$	17,417,036	5.67	%	

Texas State University

**Table B 1
Designated Funds
Revenues and Transfers**

NOTE	ITEM DESCRIPTION	AMOUNT CHANGED	EXPLANATION
(1)	Distance Learning Fee	\$ 4,916,350	\$4.9M Increase in expected revenue from Electronic Course Fee
(2)	Other Revenue	\$ 1,261,723	\$700K increase in IDC; \$345k increase in Miscellaneous Revenue and Admin OH; \$200K increase in other Income Generating funds
(3)	Budgeted Fund Balance	\$ 11,042,463	\$10M budgeted use of reserves in Designated Method; \$836K increase in budgeted use of reserves in Student Success Fee

Texas State University

**Table B 2
Designated Funds
Budgeted Expenditures**

	FY 2022		FY 2023		Variance		Note	
	APPROVED BUDGET		PROPOSED BUDGET		DOLLAR	PERCENT		
Instruction Support	\$	33,251,350	\$	38,923,295	\$	5,671,945	17.06 %	(1)
Research / Organized Research	\$	8,381,192	\$	9,213,590	\$	832,398	9.93 %	(2)
Public Service	\$	833,877	\$	814,000	\$	(19,877)	(2.38)%	
Academic Support	\$	36,186,161	\$	37,037,025	\$	850,864	2.35 %	
Student Support	\$	9,296,502	\$	9,267,173	\$	(29,329)	(0.32)%	
Institutional Support	\$	64,380,846	\$	58,578,828	\$	(5,802,018)	(9.01)%	(3)
Plant Support	\$	34,314,526	\$	35,377,079	\$	1,062,553	3.10 %	
Scholarships & Fellowships	\$	54,973,869	\$	66,607,167	\$	11,633,298	21.16 %	(4)
Total Expenditures	\$	241,618,321	\$	255,818,157	\$	14,199,836	5.88 %	
Transfers Out								
System Assessment	\$	5,065,872	\$	5,065,872	\$	-	- %	
Debt Service	\$	3,183,517	\$	3,187,067	\$	3,550	0.11 %	
E&G	\$	50,429,175	\$	54,567,825	\$	4,138,650	8.21 %	(5)
Auxiliary	\$	6,244,424	\$	5,244,424	\$	(1,000,000)	(16.01)%	(6)
Other	\$	475,000	\$	550,000	\$	75,000	15.79 %	
Total Transfers Out	\$	65,397,989	\$	68,615,188	\$	3,217,200	4.92 %	
Total Budgeted Expenditures & Transfers Out	\$	307,016,310	\$	324,433,345	\$	17,417,036	5.67 %	

Texas State University

Table B 2 Designated Funds Budgeted Expenditures

NOTE	ITEM DESCRIPTION	AMOUNT CHANGED	EXPLANATION
(1)	Instruction Support	\$ 5,671,945	\$4.9M increase in Electronic Course Fee; \$700K increase in graduate student support
(2)	Research/Organized Research	\$ 832,398	\$700K increase in IDC
(3)	Institutional Support	\$ (5,802,018)	\$5M reallocation of budget to other functional areas
(4)	Scholarships & Fellowships	\$ 11,633,298	\$9.5M increase for Merit Scholarships; \$2.1M increase for Assured Scholarships
(5)	Transfers Out-E&G	\$ 4,138,650	\$4.1M Increase in transfer from DM to E&G to cover expenditures
(6)	Transfers Out-Auxiliary	\$ (1,000,000)	\$1M Decrease transfer from Designated to Auxiliary

Texas State University

**Table C 1
Auxiliary Funds
Revenues and Transfers**

	FY 2022		FY 2023		Variance		Note	
	APPROVED BUDGET		PROPOSED BUDGET		DOLLAR	PERCENT		
Fees								
Athletic Fee	\$	19,161,400	\$	19,525,000	\$	363,600	1.90 %	
Medical Service Fee	\$	3,726,730	\$	3,426,000	\$	(300,730)	(8.07)%	(1)
Student Service Fee	\$	6,750,200	\$	6,750,200	\$	-	- %	
Recreational Sport Fee	\$	6,504,950	\$	6,041,000	\$	(463,950)	(7.13)%	(2)
Student Center Fee	\$	6,916,990	\$	6,517,000	\$	(399,990)	(5.78)%	(3)
Student Bus Fee	\$	6,462,630	\$	5,762,400	\$	(700,230)	(10.84)%	(4)
ID Card Fee	\$	397,950	\$	397,950	\$	-	- %	
Other	\$	-	\$	-	\$	-	- %	
Total Fees	\$	49,920,850	\$	48,419,550	\$	(1,501,300)	(3.01)%	
Sales and Services								
Housing	\$	44,331,706	\$	51,423,117	\$	7,091,411	16.00 %	(5)
Dining	\$	16,720,000	\$	19,000,000	\$	2,280,000	13.64 %	(6)
Parking	\$	6,942,600	\$	6,553,120	\$	(389,480)	(5.61)%	(7)
Athletics	\$	6,989,430	\$	9,271,491	\$	2,282,061	32.65 %	(8)
Bookstore	\$	3,000,000	\$	1,500,000	\$	(1,500,000)	(50.00)%	(9)
Other	\$	5,334,788	\$	5,490,320	\$	155,532	2.92 %	
Total Sales and Services	\$	83,318,524	\$	93,238,048	\$	9,919,524	11.91 %	
Investment Income	\$	294,430	\$	1,285,921	\$	991,491	336.75 %	(10)
Other Income	\$	-	\$	-	\$	-	- %	
Total Revenues	\$	133,533,804	\$	142,943,519	\$	9,409,715	7.05 %	
Transfers In								
Designated Tuition	\$	6,244,424	\$	5,244,424	\$	(1,000,000)	(16.01)%	(11)
Other	\$	852,430	\$	1,852,430	\$	1,000,000	117.31 %	(12)
Total Transfers In	\$	7,096,854	\$	7,096,854	\$	-	- %	
Budgeted Fund Balances	\$	627,762	\$	2,291,225	\$	1,663,463	264.98 %	(13)
Total Budgeted Funds	\$	141,258,420	\$	152,331,598	\$	11,073,178	7.84 %	

Texas State University

**Table C 1
Auxiliary Funds
Revenues and Transfers**

NOTE	ITEM DESCRIPTION	AMOUNT CHANGED	EXPLANATION
(1)	Medical Service Fee	\$ (300,730)	\$300K Decrease in anticipated revenue due to increased online participation
(2)	Recreational Sport Fee	\$ (463,950)	\$463K Decrease in anticipated revenue due to increased online participation
(3)	Student Center Fee	\$ (399,990)	\$399K Decrease in anticipated revenue due to increased online participation
(4)	Student Bus Fee	\$ (700,230)	\$700K Decrease in anticipated revenue due to increased online participation
(5)	Housing	\$ 7,091,411	\$7M Increase in revenue due to increased anticipated occupancy
(6)	Dining	\$ 2,280,000	\$2.2M Increase in revenue due anticipated increase in student participation
(7)	Parking	\$ (389,480)	\$389K Decrease in anticipated revenue
(8)	Athletics	\$ 2,282,061	\$2.2M Increase in anticipated revenue
(9)	Bookstore	\$ (1,500,000)	\$1.5M Decrease in anticipated revenue
(10)	Investment Income	\$ 991,491	\$900K Increase in anticipated revenue
(11)	Transfers In-Designated Tuition	\$ (1,000,000)	\$1M Decrease in transfer from Designated Method to Auxiliary
(12)	Transfers In-Other	\$ 1,000,000	\$1M Increase in transfer from Auxiliary Method to Other Auxiliary
(13)	Budgeted Fund Balances	\$ 1,663,463	\$1.1M Student Bus Fee; \$300K Recreational Sports Fee; \$173K Medical Service Fee

Texas State University

**Table C 2
Auxiliary Funds
Budgeted Expenditures**

	FY 2022		FY 2023		Variance		Note
	APPROVED BUDGET		PROPOSED BUDGET		DOLLAR	PERCENT	
Athletic Fee	\$ 19,161,400		\$ 19,525,000		\$ 363,600	1.90 %	
Medical Service Fee	\$ 3,582,689		\$ 3,635,681		\$ 52,992	1.48 %	
Student Service Fee	\$ 6,750,200		\$ 6,750,200		\$ -	- %	
Recreational Sport Fee	\$ 4,245,845		\$ 4,106,300		\$ (139,545)	(3.29)%	
Student Center Fee	\$ 4,675,180		\$ 4,276,720		\$ (398,460)	(8.52)%	(1)
Student Bus Fee	\$ 6,462,630		\$ 6,950,992		\$ 488,362	7.56 %	(2)
ID Card Fee	\$ 397,950		\$ 397,950		\$ -	- %	
Total Fee Based Expenditures	\$ 45,275,893		\$ 45,642,843		\$ 366,950	0.81 %	
Housing	\$ 28,954,821		\$ 36,030,271		\$ 7,075,450	24.44 %	(3)
Dining	\$ 15,578,938		\$ 17,857,572		\$ 2,278,634	14.63 %	(4)
Parking	\$ 2,997,857		\$ 2,784,837		\$ (213,020)	(7.11)%	(5)
Athletics	\$ 8,536,372		\$ 10,861,715		\$ 2,325,343	27.24 %	(6)
Bookstore	\$ 2,768,754		\$ 1,276,612		\$ (1,492,142)	(53.89)%	(7)
Other	\$ 5,267,705		\$ 5,357,763		\$ 90,058	1.71 %	
Total Sales & Services Based Expenditures	\$ 64,104,447		\$ 74,168,770		\$ 10,064,323	15.70 %	
Transfers Out							
Debt Service							
Medical Service	\$ 144,041		\$ -		\$ (144,041)	(100.00)%	
Athletics	\$ 5,549,912		\$ 5,506,630		\$ (43,282)	(0.78)%	
Student Center	\$ 2,241,810		\$ 2,240,280		\$ (1,530)	(0.07)%	
Student Service	\$ -		\$ -		\$ -	- %	
Housing	\$ 15,376,885		\$ 15,392,846		\$ 15,961	0.10 %	
Dining	\$ 1,141,062		\$ 1,142,428		\$ 1,366	0.12 %	
Parking and Public Safety	\$ 3,944,743		\$ 3,768,283		\$ (176,460)	(4.47)%	
Recreational Sports	\$ 2,395,950		\$ 2,393,700		\$ (2,250)	(0.09)%	
Other	\$ 231,246		\$ 223,388		\$ (7,858)	(3.40)%	
Real Estate Rental	\$ -		\$ -		\$ -	- %	
Vending	\$ -		\$ -		\$ -	- %	
Designated Funds	\$ -		\$ -		\$ -	- %	
Other	\$ 852,430		\$ 1,852,430		\$ 1,000,000	117.31 %	(8)
Total Transfers Out	\$ 31,878,079		\$ 32,519,985		\$ 641,906	2.01 %	
Total Budgeted Expenditures & Transfers Out	\$ 141,258,420		\$ 152,331,598		\$ 11,073,178	7.84 %	

Texas State University

Table C 2 Auxiliary Funds Budgeted Expenditures

NOTE	ITEM DESCRIPTION	AMOUNT CHANGED	EXPLANATION
(1)	Student Center Fee	\$ (398,460)	\$399K Decrease in anticipated revenue due to increased online participation
(2)	Student Bus Fee	\$ 488,362	\$488K Increase in anticipated expenditures due to increased contract costs
(3)	Housing	\$ 7,075,450	\$7M Increase in revenue due to increased anticipated occupancy
(4)	Dining	\$ 2,278,634	\$2.2M Increase in revenue due anticipated increase in student participation
(5)	Parking	\$ (213,020)	\$213K Decrease in anticipated revenue
(6)	Athletics	\$ 2,325,343	\$2.3M Increase in anticipated revenue
(7)	Bookstore	\$ (1,492,142)	\$1.4M Decrease in anticipated revenue
(8)	Transfers Out-Other	\$ 1,000,000	Increase in transfer from Auxiliary Method to Other Auxiliary

Texas State University

**Table D
Intercollegiate Athletics
Estimated Revenue and Budgeted Expenditures
Fiscal Year 2023**

	MEN					WOMEN				
	FOOTBALL	BASKETBALL	BASEBALL	TRACK	OTHER	BASKETBALL	VOLLEYBALL	SOFTBALL	TRACK	OTHER
Revenues										
Sales and Service										
Gate Receipts/Parking	\$ 1,040,000	\$ 140,000	\$ 195,000	\$ -	\$ -	\$ 13,000	\$ 17,500	\$ 36,500	\$ -	\$ -
Game Guarantees	\$ 750,000	\$ 150,000	\$ -	\$ -	\$ -	\$ -	\$ -	\$ -	\$ -	\$ -
Concessions	\$ -	\$ -	\$ -	\$ -	\$ -	\$ -	\$ -	\$ -	\$ -	\$ -
Other										
Advertising	\$ -	\$ -	\$ -	\$ -	\$ -	\$ -	\$ -	\$ -	\$ -	\$ -
Licensing Fees	\$ -	\$ -	\$ -	\$ -	\$ -	\$ -	\$ -	\$ -	\$ -	\$ -
Camps	\$ -	\$ -	\$ -	\$ -	\$ -	\$ -	\$ -	\$ -	\$ -	\$ -
NCAA Revenue Sharing	\$ -	\$ -	\$ -	\$ -	\$ -	\$ -	\$ -	\$ -	\$ -	\$ -
Stadium Operations	\$ 830,000	\$ -	\$ 75,000	\$ -	\$ -	\$ -	\$ -	\$ 5,625	\$ -	\$ -
Other	\$ -	\$ -	\$ -	\$ -	\$ -	\$ -	\$ -	\$ -	\$ -	\$ -
Total Sales and Services	\$ 2,620,000	\$ 290,000	\$ 270,000	\$ -	\$ -	\$ 13,000	\$ 17,500	\$ 42,125	\$ -	\$ -
Designated Tuition	\$ -	\$ -	\$ -	\$ -	\$ -	\$ -	\$ -	\$ -	\$ -	\$ -
Athletic Fee	\$ -	\$ -	\$ -	\$ -	\$ -	\$ -	\$ -	\$ -	\$ -	\$ -
Total Tuition and Fees	\$ -	\$ -	\$ -	\$ -	\$ -	\$ -	\$ -	\$ -	\$ -	\$ -
Budgeted Fund Balances	\$ -	\$ -	\$ -	\$ -	\$ -	\$ -	\$ -	\$ -	\$ -	\$ -
Total Budgeted Funds	\$ 2,620,000	\$ 290,000	\$ 270,000	\$ -	\$ -	\$ 13,000	\$ 17,500	\$ 42,125	\$ -	\$ -
Expenditures										
Salaries	\$ 2,624,402	\$ 817,536	\$ 395,142	\$ 395,142	\$ 85,691	\$ 458,677	\$ 203,484	\$ 229,433	\$ 140,500	\$ 357,503
Benefits	\$ 852,931	\$ 265,699	\$ 128,421	\$ 128,421	\$ 27,849	\$ 149,070	\$ 66,132	\$ 74,566	\$ 45,663	\$ 116,189
Travel	\$ 1,345,580	\$ 221,875	\$ 201,681	\$ 201,681	\$ 51,132	\$ 247,599	\$ 97,053	\$ 168,360	\$ 118,300	\$ 172,492
Scholarships	\$ 2,958,293	\$ 548,600	\$ 510,360	\$ 510,360	\$ 190,620	\$ 624,900	\$ 465,820	\$ 502,430	\$ 610,700	\$ 1,008,330
Other Maintenance & Operating	\$ 1,646,577	\$ 92,279	\$ 70,000	\$ 70,000	\$ 18,635	\$ 74,000	\$ 41,399	\$ 75,179	\$ 45,700	\$ 55,262
Capital	\$ -	\$ -	\$ -	\$ -	\$ -	\$ -	\$ -	\$ -	\$ -	\$ -
Total Budgeted Expenditures	\$ 9,427,783	\$ 1,945,989	\$ 1,305,604	\$ 1,305,604	\$ 373,927	\$ 1,554,245	\$ 873,888	\$ 1,049,967	\$ 960,863	\$ 1,709,776
	TOTAL	TOTAL	OTHER	GRAND						
	MEN	WOMEN	ACTIVITIES	ADMIN	TOTAL					
Revenues										
Sales and Service										
Gate Receipts/Parking	\$ 1,375,000	\$ 67,000	\$ -	\$ -	\$ 1,442,000					
Game Guarantees	\$ 900,000	\$ -	\$ -	\$ -	\$ 900,000					
Concessions	\$ -	\$ -	\$ -	\$ 240,000	\$ 240,000					
Other										
Advertising	\$ -	\$ -	\$ -	\$ 730,000	\$ 730,000					
Licensing Fees	\$ -	\$ -	\$ -	\$ 530,000	\$ 530,000					
Camps	\$ -	\$ -	\$ -	\$ 2,328,791	\$ 2,328,791					
NCAA Revenue Sharing	\$ -	\$ -	\$ -	\$ 90,000	\$ 90,000					
Stadium Operations	\$ 905,000	\$ 5,625	\$ -	\$ 415,075	\$ 1,325,700					
Other	\$ -	\$ -	\$ -	\$ 1,705,000	\$ 1,705,000					
Total Sales and Services	\$ 3,180,000	\$ 72,625	\$ -	\$ 6,038,866	\$ 9,291,491					
Designated Tuition	\$ -	\$ -	\$ -	\$ 5,244,424	\$ 5,244,424					
Auxiliary Transfer	\$ -	\$ -	\$ -	\$ 1,852,430	\$ 1,852,430					
Athletic Fee	\$ -	\$ -	\$ -	\$ 19,525,000	\$ 19,525,000					
Total Tuition and Fees	\$ -	\$ -	\$ -	\$ 26,621,854	\$ 26,621,854					
Budgeted Fund Balances	\$ -	\$ -	\$ -	\$ -	\$ -					
Total Budgeted Funds	\$ 3,180,000	\$ 72,625	\$ -	\$ 32,660,720	\$ 35,913,345					
Expenditures										
Salaries	\$ 4,317,913	\$ 1,389,597	\$ -	\$ 3,378,207	\$ 9,085,717					
Fringe Benefits	\$ 1,403,322	\$ 451,619	\$ -	\$ 1,097,917	\$ 2,952,858					
Travel	\$ 2,021,949	\$ 803,804	\$ -	\$ 388,500	\$ 3,214,253					
Scholarships	\$ 4,718,233	\$ 3,212,180	\$ -	\$ 125,602	\$ 8,056,015					
O&M	\$ 1,897,492	\$ 291,540	\$ -	\$ 3,109,880	\$ 5,298,911					
Capital	\$ -	\$ -	\$ -	\$ 20,000	\$ 20,000					
Debt Service	\$ -	\$ -	\$ -	\$ 5,506,630	\$ 5,506,630					
Other	\$ -	\$ -	\$ -	\$ 2,251,604	\$ 2,251,604					
Total Budgeted Expenditures	\$ 14,358,908	\$ 6,148,739	\$ -	\$ 15,878,340	\$ 36,385,987					

Texas State University

TABLE E
Student Services and Activities Financed by Student Services Fees
Estimated Revenue, Fund Balances and Budgeted Expenditures

	FY 2022		FY 2023		Variance		Note
	APPROVED BUDGET		PROPOSED BUDGET		DOLLAR	PERCENT	
Student Services Fee per Semester Credit Hour	\$	10.00	\$	10.00	\$	-	-%
Student Services Fee Fund Balance at Beginning of Year (Net of Encumbrances)	\$	3,962,709	\$	3,962,709	\$	-	-%
Forecasted Revenue:							
SSF Revenue	\$	6,750,200	\$	6,750,200	\$	-	-%
Revenue Earned from Activities	\$	-	\$	-	\$	-	-%
Interest Revenue	\$	-	\$	-	\$	-	-%
Transfer In	\$	-	\$	-	\$	-	-%
Total Forecasted Revenue:	\$	6,750,200	\$	6,750,200	\$	-	-%
Budgeted Student Service Fee Expenditures:							
1. Textbook Rentals	\$	-	\$	-	\$	-	-%
2. Recreational Activities	\$	350,191	\$	350,191	\$	-	-%
3. Health and Hospital Services	\$	-	\$	-	\$	-	-%
4. Medical Services	\$	-	\$	-	\$	-	-%
5. Intramural and Intercollegiate Athletics	\$	-	\$	-	\$	-	-%
6. Artists and Lecture Series	\$	33,930	\$	33,930	\$	-	-%
7. Cultural Entertainment Series	\$	124,727	\$	127,791	\$	3,064	2.46 %
8. Debating and Oratorical Activities	\$	39,333	\$	39,333	\$	-	-%
9. Student Publications	\$	212,284	\$	212,920	\$	637	0.30 %
10. Student Government	\$	-	\$	-	\$	-	-%
11. Student Fee Advisory Committee	\$	1,000	\$	1,000	\$	-	-%
12. Student Transportation Services Other Than Those in TEC 54.504, 511, 512, 513	\$	-	\$	-	\$	-	-%
13. Other (See Detail Below)	\$	5,988,735	\$	5,985,035	\$	(3,700)	(0.06)%
Total Budgeted Expenditures	\$	6,750,200	\$	6,750,200	\$	-	-%
Estimated Student Services Fee Fund Balance at End of Year	\$	3,962,709	\$	3,962,709	\$	-	-%
Student Services Advisory Committee Meeting: Fall '22							
Detail of Other:							
Scholarships	\$	-	\$	-	\$	-	-%
Student Programming & Services	\$	4,225,322	\$	4,334,203	\$	108,881	2.58 %
Student Travel	\$	19,725	\$	19,725	\$	-	-%
Central-Benefits, Administrative Overhead, Pay Increases	\$	1,743,688	\$	1,631,107	\$	(112,581)	(6.46)%
	\$	-	\$	-	\$	-	-%
	\$	-	\$	-	\$	-	-%
Total Other	\$	5,988,735	\$	5,985,035	\$	(3,700)	(0.06)%

Texas State University

Table F
Matrix of Budgeted Operating Expenses

	Instruction	Research	Public Service	Academic Support	Student Services	Institutional Support	Operation & Maintenance of Plant	Scholarships/ Fellowships	Auxiliary	Total Expenses
Salary	\$ 161,494,163	\$ 14,697,988	\$ 246,281	\$ 26,917,611	\$ 19,649,841	\$ 32,144,262	\$ 15,638,924	\$ 523,478	\$ 24,212,847	\$ 295,525,395
Benefits	\$ 45,813,391	\$ 4,239,315	\$ 123,369	\$ 8,025,822	\$ 5,698,392	\$ 13,389,227	\$ 3,576,844		\$ 6,964,554	\$ 87,830,914
Travel	\$ 1,228,095	\$ 518,768	\$ 23,000	\$ 264,026	\$ 260,381	\$ 230,165	\$ 25,953		\$ 3,350,112	\$ 5,900,500
O&M	\$ 10,201,993	\$ 11,419,614	\$ 591,523	\$ 7,920,473	\$ 6,862,777	\$ 15,654,202	\$ 10,004,207	\$ 66,537,950	\$ 54,843,902	\$ 184,036,641
Utilities		\$ 104,815			\$ 6,000		\$ 21,334,526		\$ 11,898,836	\$ 33,344,177
Capital		\$ 385,000		\$ 7,289,816	\$ 15,000		\$ 65,000		\$ 1,020,000	\$ 8,774,816
Other	\$ -	\$ -	\$ -	\$ -	\$ -	\$ -	\$ -	\$ -	\$ -	\$ -
Total Budget	\$ 218,737,642	\$ 31,365,500	\$ 984,173	\$ 50,417,748	\$ 32,492,391	\$ 61,417,856	\$ 50,645,454	\$ 67,061,428	\$ 102,290,251	\$ 615,412,443

Texas State University

Recapitulation of Budgeted Revenues, Expenditures, Transfers, and Use of Reserves For Fiscal Year Ending 2023

	Estimated Revenues	Transfers In	Budgeted Use of Reserves	Total Budgeted Sources	Budgeted Expenditures	Transfers Out	Total Budgeted Uses	Net Transfers *
Educational & General	\$ 242,374,045	\$ 54,567,825	\$ -	\$ 296,941,870	\$ (239,782,669)	\$ (57,159,201)	\$ (296,941,870)	\$ (2,591,376)
Designated	\$ 305,603,439	\$ 7,157,104	\$ 11,672,802	\$ 324,433,345	\$ (255,818,157)	\$ (68,615,188)	\$ (324,433,345)	\$ (61,458,084)
Auxiliary Enterprises	\$ 142,943,519	\$ 7,096,854	\$ 2,291,225	\$ 152,331,598	\$ (119,811,613)	\$ (32,519,985)	\$ (152,331,598)	\$ (25,423,131)
Total	\$ 690,921,003	\$ 68,821,783	\$ 13,964,027	\$ 773,706,813	\$ (615,412,439)	\$ (158,294,374)	\$ (773,706,813)	\$ (89,472,592)



LAMAR INSTITUTE
OF TECHNOLOGY

July 8, 2022

Members of the Board of Regents
The Texas State University System

Reference: Budget Letter

Dear Regents,

This letter provides recommendations for Lamar Institute of Technology's (LIT) annual budget for the new fiscal year beginning September 1, 2022. It is fiscally conservative assuming flat enrollment for FY 2023. The proposed budget includes all educational and general, designated, and auxiliary enterprise activities.

Education and General Funds

LIT's General Revenue Appropriation decreased overall by 1.38% or \$263,033. This was caused by the Tuition Revenue Bond (TRB) Debt Service decreasing. Higher Education Funds (HEF) remained at \$2,553,130. These funds will be used for needed renovations of facilities.

Designated Funds

Designated funds are allocated to provide academic programs with equipment and supplies. LIT has increased the budgeted funds for instruction support by \$ 900,057 to allow for new programs and increased cost to operate our programs. In addition, those areas that support Academics, such as Marketing, Student Success and Facilities are funded by Designated Funds.

Auxiliary Funds

Auxiliary revenue for Student Center Fee of \$176,427 is collected from LIT students and transferred to Lamar University for use of their facilities. Student Service Fees of \$389,556 are collected and expended at LIT. LIT will continue to not charge our students for Medical Service Fee, and Recreational Center Fee.



LAMAR INSTITUTE
OF TECHNOLOGY

Conclusion

Parity has given LIT a tremendous opportunity to serve the community with lower tuition and fees to attain an education to improve their standard of living. Our institution will remain fiscally responsible in its spending and will continue to look at cost savings in all areas. LIT remains committed to provide an excellent education to our students, and be a quality place to work for our faculty and staff.

Respectfully,

A handwritten signature in blue ink that reads "Lonnie L. Howard". The signature is circled in blue.

Dr. Lonnie L. Howard
President

A handwritten signature in black ink that reads "Rudy V. Gonzales".

Rudy V. Gonzales
Vice President for Finance and Operations

Cc:
Dr. Brian McCall
Chancellor

Daniel Harper
Vice Chancellor and Chief Financial Officer

Lamar Institute of Technology

Budget Summary

	FY 2022		FY 2023		Variance	
	APPROVED BUDGET		PROPOSED BUDGET		DOLLAR	PERCENT
Revenues						
Tuition and Fees	\$	8,970,383	\$	10,598,495	\$	1,628,112 18.15 %
State Appropriations	\$	24,754,421	\$	24,721,329	\$	(33,092) (0.13)%
Sales and Services	\$	64,671	\$	62,185	\$	(2,486) (3.84)%
Other	\$	130,673	\$	138,480	\$	7,807 5.97 %
Operating Revenues	\$	33,920,148	\$	35,520,489	\$	1,600,341 4.72 %
Transfers In	\$	400,000	\$	400,000	\$	- - %
Budgeted Use of Fund Balance	\$	-	\$	1,856,870	\$	1,856,870 100.00 %
Total Revenues	\$	34,320,148	\$	37,777,359	\$	3,457,211 10.07 %
Expenditures						
Instruction Support	\$	15,029,916	\$	16,584,862	\$	1,554,946 10.35 %
Research / Organized Research	\$	-	\$	-	\$	- - %
Public Service	\$	180,808	\$	183,768	\$	2,960 1.64 %
Academic Support	\$	1,136,056	\$	1,424,536	\$	288,480 25.39 %
Student Support	\$	2,162,713	\$	2,228,566	\$	65,853 3.04 %
Institutional Support	\$	7,413,694	\$	7,620,174	\$	206,480 2.79 %
Plant Support	\$	1,805,689	\$	2,882,011	\$	1,076,322 59.61 %
Scholarships & Fellowships	\$	-	\$	-	\$	- - %
Auxiliary Enterprises	\$	531,606	\$	628,168	\$	96,562 18.16 %
Operating Expenditures	\$	28,260,482	\$	31,552,085	\$	3,291,603 11.65 %
Transfers Out	\$	6,059,666	\$	6,225,274	\$	165,608 2.73 %
Total Expenditures	\$	34,320,148	\$	37,777,359	\$	3,457,211 10.07 %

Operating Expenditures by Natural Classification

	FY 2022		FY 2023		Variance	
	APPROVED BUDGET		PROPOSED BUDGET		DOLLAR	PERCENT
Salary & Wages	\$	13,670,216	\$	15,761,638	\$	2,091,422 15.30 %
Payroll Related Costs	\$	4,133,570	\$	4,243,394	\$	109,824 2.66 %
Travel	\$	272,000	\$	334,000	\$	62,000 22.79 %
Operations & Maintenance	\$	9,054,695	\$	10,213,054	\$	1,158,359 12.79 %
Utilities	\$	380,000	\$	500,000	\$	120,000 31.58 %
Capital	\$	750,000	\$	500,000	\$	(250,000) (33.33)%
Other	\$	-	\$	-	\$	- - %
Total Operating Expenditures	\$	28,260,481	\$	31,552,086	\$	3,291,605 11.65 %

Lamar Institute of Technology

Table A 1
Educational and General Funds
Revenues and Transfers

	FY 2022		FY 2023		Variance		Note	
	APPROVED BUDGET		PROPOSED BUDGET		DOLLAR	PERCENT		
Total Statutory Tuition and Fees	\$	3,879,013	\$	4,525,768	\$	646,755	16.67 %	1
State Appropriation								
Bill Pattern General Revenue	\$	19,069,771	\$	18,806,738	\$	(263,033)	(1.38)%	
Benefits	\$	3,107,954	\$	3,341,802	\$	233,848	7.52 %	2
Higher Education Fund	\$	2,553,130	\$	2,553,130	\$	-	- %	
Hazlewood Reimbursement	\$	23,566	\$	19,659	\$	(3,907)	(16.58)%	
Other	\$	-	\$	-	\$	-	- %	
Total State Appropriations	\$	24,754,421	\$	24,721,329	\$	(33,092)	(0.13)%	
Other Revenue	\$	9,845	\$	9,447	\$	(398)	(4.04)%	
Total Revenues	\$	28,643,279	\$	29,256,544	\$	613,265	2.14 %	
Transfers In								
Designated Tuition	\$	-	\$	-	\$	-	- %	
Technology Service Fee	\$	-	\$	-	\$	-	- %	
Other	\$	-	\$	-	\$	-	- %	
Total Transfers In	\$	-	\$	-	\$	-	- %	
Budgeted Fund Balances	\$	-	\$	1,856,870	\$	1,856,870	100.00 %	3
Total Budgeted Funds	\$	28,643,279	\$	31,113,414	\$	2,470,135	8.62 %	

Lamar Institute of Technology

Table A 1
Educational and General Funds
Revenues and Transfers

NOTE	ITEM DESCRIPTION	AMOUNT CHANGED	EXPLANATION
1	Total Statutory Tuition & Fees	\$ 646,755	Tuition and fees increased due to an increase in enrollment for FY 22.
2	Benefits	\$ 233,848	Benefits amount is determined by the GAA
3	Budgeted Fund Balances	\$ 1,856,870	HEF expenditures are more than FY 23 allocation.

Lamar Institute of Technology

Table A 2
Educational and General Funds
Budgeted Expenditures

	FY 2022		FY 2023		Variance		Note	
	APPROVED BUDGET		PROPOSED BUDGET		DOLLAR	PERCENT		
Instruction Support	\$	14,146,685	\$	14,801,574	\$	654,889	4.63 %	
Research / Organized Research	\$	-	\$	-	\$	-	- %	
Public Service	\$	119,808	\$	120,602	\$	794	0.66 %	
Academic Support	\$	878,113	\$	1,054,240	\$	176,127	20.06 %	
Student Service Support	\$	2,064,563	\$	2,042,266	\$	(22,297)	(1.08)%	
Institutional Support	\$	4,799,337	\$	5,164,180	\$	364,843	7.60 %	1
Plant Support	\$	1,000,689	\$	2,154,802	\$	1,154,113	115.33 %	2
Scholarships & Fellowships	\$	-	\$	-	\$	-	- %	
Total Expenditures	\$	23,009,195	\$	25,337,664	\$	2,328,469	10.12 %	
Transfers Out								
TPEG	\$	400,000	\$	400,000	\$	-	- %	
TRB Debt Service	\$	1,294,750	\$	965,750	\$	(329,000)	(25.41)%	3
HEF - Debt Service	\$	-	\$	-	\$	-	- %	
HEF - Plant	\$	3,939,334	\$	4,410,000	\$	470,666	11.95 %	4
Other	\$	-	\$	-	\$	-	- %	
Total Transfers Out	\$	5,634,084	\$	5,775,750	\$	141,666	2.51 %	
Total Budgeted Expenditures & Transfers Out	\$	28,643,279	\$	31,113,414	\$	2,470,135	8.62 %	

Lamar Institute of Technology

Table A 2
Educational and General Funds
Budgeted Expenditures

NOTE	ITEM DESCRIPTION	AMOUNT CHANGED	EXPLANATION
1	Institutional Support	\$ 364,844	The increase is a result of moving all IT expenses to be paid from state funds.
2	Plant Support	\$ 1,154,113	The increase is a result of moving all facilities expenses to be paid from state with exception of utilities
3	TRB Debt Services	\$ (329,000)	This amount comes from GAA and will decrease as we pay off the debt services.
4	HEF-Plant	\$ 470,666	The increase is due to on going projects LIT is working on.

Lamar Institute of Technology

**Table B 1
Designated Funds
Revenues and Transfers**

	FY 2022		FY 2023		Variance		Note	
	APPROVED BUDGET		PROPOSED BUDGET		DOLLAR	PERCENT		
Tuition and Fees								
Designated Tuition	\$	1,847,945	\$	2,310,416	\$	462,471	25.03 %	1
Institutional Services Fee	\$	1,952,580	\$	2,390,811	\$	438,231	22.44 %	2
Advising Fee	\$	-	\$	-	\$	-	- %	
Technology Use / Computer Service Fee	\$	-	\$	-	\$	-	- %	
Environmental Service Fee	\$	-	\$	-	\$	-	- %	
ID / One-Card Fee	\$	-	\$	-	\$	-	- %	
Library Fee	\$	-	\$	-	\$	-	- %	
International Education Fee	\$	-	\$	-	\$	-	- %	
Student Publication Fee	\$	-	\$	-	\$	-	- %	
Academic Program Fees	\$	254,994	\$	252,862	\$	(2,132)	(0.84)%	
Distance Learning Fee	\$	568,916	\$	552,655	\$	(16,261)	(2.86)%	
Records Fee	\$	-	\$	-	\$	-	- %	
Recreation Fee	\$	-	\$	-	\$	-	- %	
University Center Fee	\$	-	\$	-	\$	-	- %	
International Study Fee	\$	-	\$	-	\$	-	- %	
Repeat Fee	\$	-	\$	-	\$	-	- %	
Other	\$	-	\$	-	\$	-	- %	
Total Tuition and Fees	\$	4,624,435	\$	5,506,744	\$	882,309	19.08 %	
Investment Income	\$	1,623	\$	5,214	\$	3,591	221.26 %	
Other Revenue	\$	119,205	\$	123,819	\$	4,614	3.87 %	
Total Revenues	\$	4,745,263	\$	5,635,777	\$	890,514	18.77 %	
Transfers In								
TPEG	\$	400,000	\$	400,000	\$	-	- %	
Auxiliary Funds	\$	-	\$	-	\$	-	- %	
Other	\$	-	\$	-	\$	-	- %	
Total Transfers In	\$	400,000	\$	400,000	\$	-	- %	
Budgeted Fund Balances	\$	-	\$	-	\$	-	- %	
Total Budgeted Funds	\$	5,145,263	\$	6,035,777	\$	890,514	17.31 %	

Lamar Institute of Technology

Table B 1 Designated Funds Revenues and Transfers

NOTE	ITEM DESCRIPTION	AMOUNT CHANGED	EXPLANATION
1	Designated Tuition	\$ 462,471	Tuition increased due to an increase in enrollment for FY 22.
2	Institutional Services Fee	\$ 438,231	Fee increased due to an increase in enrollment for FY 22.

Lamar Institute of Technology

**Table B 2
Designated Funds
Budgeted Expenditures**

	FY 2022		FY 2023		Variance		Note	
	APPROVED BUDGET		PROPOSED BUDGET		DOLLAR	PERCENT		
Instruction Support	\$	883,231	\$	1,783,288	\$	900,057	101.91 %	1
Research / Organized Research	\$	-	\$	-	\$	-	- %	
Public Service	\$	61,000	\$	63,166	\$	2,166	3.55 %	
Academic Support	\$	257,943	\$	370,296	\$	112,353	43.56 %	
Student Support	\$	98,150	\$	186,300	\$	88,150	89.81 %	
Institutional Support	\$	2,614,357	\$	2,455,994	\$	(158,363)	(6.06)%	
Plant Support	\$	805,000	\$	727,209	\$	(77,791)	(9.66)%	
Scholarships & Fellowships	\$	-	\$	-	\$	-	- %	
Total Expenditures	\$	4,719,681	\$	5,586,253	\$	866,572	18.36 %	
Transfers Out								
System Assessment	\$	218,468	\$	242,410	\$	23,942	10.96 %	
Debt Service	\$	-	\$	-	\$	-	- %	
E&G	\$	-	\$	-	\$	-	- %	
Auxiliary	\$	-	\$	-	\$	-	- %	
Other	\$	207,114	\$	207,114	\$	-	- %	
Total Transfers Out	\$	425,582	\$	449,524	\$	23,942	5.63 %	
Total Budgeted Expenditures & Transfers Out	\$	5,145,263	\$	6,035,777	\$	890,514	17.31 %	

Lamar Institute of Technology

Table B 2 Designated Funds Budgeted Expenditures

NOTE	ITEM DESCRIPTION	AMOUNT CHANGED	EXPLANATION
1 Instruction Support		\$ 900,057	The increase is due to numerous new programs LIT will be starting.

Lamar Institute of Technology

**Table C 1
Auxiliary Funds
Revenues and Transfers**

	FY 2022		FY 2023		Variance		Note
	APPROVED BUDGET		PROPOSED BUDGET		DOLLAR	PERCENT	
Fees							
Athletic Fee	\$	-	\$	-	\$	-	- %
Medical Service Fee	\$	-	\$	-	\$	-	- %
Student Service Fee	\$	281,280	\$	389,556	\$	108,276	38.49 %
Recreational Sport Fee	\$	-	\$	-	\$	-	- %
Student Center Fee	\$	185,655	\$	176,427	\$	(9,228)	(4.97)%
Student Bus Fee	\$	-	\$	-	\$	-	- %
ID Card Fee	\$	-	\$	-	\$	-	- %
Other	\$	-	\$	-	\$	-	- %
Total Fees	\$	466,935	\$	565,983	\$	99,048	21.21 %
Sales and Services							
Sales and Services	\$	-	\$	-	\$	-	- %
Housing	\$	-	\$	-	\$	-	- %
Dining	\$	-	\$	-	\$	-	- %
Parking	\$	62,927	\$	61,269	\$	(1,658)	(2.63)%
Athletics	\$	-	\$	-	\$	-	- %
Bookstore	\$	-	\$	-	\$	-	- %
Other	\$	1,744	\$	916	\$	(828)	(47.48)%
Total Sales and Services	\$	64,671	\$	62,185	\$	(2,486)	(3.84)%
Investment Income	\$	-	\$	-	\$	-	- %
Other Income	\$	-	\$	-	\$	-	- %
Total Revenues	\$	531,606	\$	628,168	\$	96,562	18.16 %
Transfers In							
Designated Tuition	\$	-	\$	-	\$	-	- %
Other	\$	-	\$	-	\$	-	- %
Total Transfers In	\$	-	\$	-	\$	-	- %
Budgeted Fund Balances	\$	-	\$	-	\$	-	- %
Total Budgeted Funds	\$	531,606	\$	628,168	\$	96,562	18.16 %

Lamar Institute of Technology

Table C 2
Auxiliary Funds
Budgeted Expenditures

	FY 2022		FY 2023		Variance		Note
	APPROVED BUDGET		PROPOSED BUDGET		DOLLAR	PERCENT	
Athletic Fee	\$	-	\$	-	\$	-	- %
Medical Service Fee	\$	-	\$	-	\$	-	- %
Student Service Fee	\$	281,280	\$	389,556	\$	108,276	38.49 %
Recreational Sport Fee	\$	-	\$	-	\$	-	- %
Student Center Fee	\$	185,655	\$	176,427	\$	(9,228)	(4.97)%
Student Bus Fee	\$	-	\$	-	\$	-	- %
ID Card Fee	\$	-	\$	-	\$	-	- %
Total Fee Based Expenditures	\$	466,935	\$	565,983	\$	99,048	21.21 %
Housing	\$	-	\$	-	\$	-	- %
Dining	\$	-	\$	-	\$	-	- %
Parking	\$	62,927	\$	61,269	\$	(1,658)	(2.63)%
Athletics	\$	-	\$	-	\$	-	- %
Bookstore	\$	-	\$	-	\$	-	- %
Other	\$	1,744	\$	916	\$	(828)	(47.48)%
Total Sales & Services Based Expenditures	\$	64,671	\$	62,185	\$	(2,486)	(3.84)%
Transfers Out							
Debt Service							
Medical Service	\$	-	\$	-	\$	-	- %
Athletics	\$	-	\$	-	\$	-	- %
Student Center	\$	-	\$	-	\$	-	- %
Student Service	\$	-	\$	-	\$	-	- %
Housing	\$	-	\$	-	\$	-	- %
Dining	\$	-	\$	-	\$	-	- %
Parking and Public Safety	\$	-	\$	-	\$	-	- %
Recreational Sports	\$	-	\$	-	\$	-	- %
Other	\$	-	\$	-	\$	-	- %
Real Estate Rental	\$	-	\$	-	\$	-	- %
Vending	\$	-	\$	-	\$	-	- %
Designated Funds	\$	-	\$	-	\$	-	- %
Other	\$	-	\$	-	\$	-	- %
Total Transfers Out	\$	-	\$	-	\$	-	- %
Total Budgeted Expenditures & Transfers Out	\$	531,606	\$	628,168	\$	96,562	18.16 %

Lamar Institute of Technology

TABLE E
Student Services and Activities Financed by Student Services Fees
Estimated Revenue, Fund Balances and Budgeted Expenditures

	FY 2022		FY 2023		Variance		Note
	APPROVED BUDGET		PROPOSED BUDGET		DOLLAR	PERCENT	
Student Services Fee per Semester Credit Hour	\$	5.00	\$	5.00	\$	-	-%
Student Services Fee Fund Balance at Beginning of Year (Net of Encumbrances)	\$	2,642,893	\$	2,531,739	\$	(111,154)	(4.21)%
Forecasted Revenue:							
SSF Revenue	\$	281,280	\$	399,515	\$	118,235	42.03 %
Revenue Earned from Activities	\$	-	\$	-	\$	-	-%
Interest Revenue	\$	2,761	\$	5,701	\$	2,940	106.48 %
Transfer In	\$	-	\$	-	\$	-	-%
Total Forecasted Revenue:	\$	284,041	\$	405,216	\$	121,175	42.66 %
Budgeted Student Service Fee Expenditures:							
1. Textbook Rentals	\$	-	\$	-	\$	-	-%
2. Recreational Activities	\$	237,200	\$	237,200	\$	-	-%
3. Health and Hospital Services	\$	-	\$	-	\$	-	-%
4. Medical Services	\$	-	\$	-	\$	-	-%
5. Intramural and Intercollegiate Athletics	\$	-	\$	-	\$	-	-%
6. Artists and Lecture Series	\$	10,000	\$	10,000	\$	-	-%
7. Cultural Entertainment Series	\$	29,800	\$	29,800	\$	-	-%
8. Debating and Oratorical Activities	\$	-	\$	-	\$	-	-%
9. Student Publications	\$	-	\$	-	\$	-	-%
10. Student Government	\$	109,000	\$	109,000	\$	-	-%
11. Student Fee Advisory Committee	\$	-	\$	-	\$	-	-%
12. Student Transportation Services Other Than Those in TEC 54.504, 511, 512, 513	\$	-	\$	-	\$	-	-%
13. Other (See Detail Below)	\$	258,881	\$	239,200	\$	(19,681)	(7.60)%
Total Budgeted Expenditures	\$	644,881	\$	625,200	\$	(19,681)	(3.05)%
Estimated Student Services Fee Fund Balance at End of Year	\$	2,282,053	\$	2,311,755	\$	29,702	1.30 %
Student Services Advisory Committee Meeting:	05/05/2022						
Detail of Other:							
Media Lab	\$	3,600	\$	3,600	\$	-	-%
Online Tutoring - Distance Education	\$	20,090	\$	17,000	\$	(3,090)	(15.38)%
Public Information	\$	-	\$	-	\$	-	-%
Contingency	\$	50,000	\$	50,000	\$	-	-%
Equipment/Furniture Student Success	\$	-	\$	-	\$	-	-%
Megabytes Food Service	\$	-	\$	-	\$	-	-%
Skills USA	\$	74,000	\$	74,000	\$	-	-%
Professional Tutors - Learning Lab	\$	-	\$	-	\$	-	-%
Salaries	\$	-	\$	-	\$	-	-%
Diagnostic Sonography Organization	\$	-	\$	-	\$	-	-%
Software	\$	8,500	\$	-	\$	(8,500)	(100.00)%
Software	\$	30,600	\$	30,600	\$	-	-%
Software	\$	47,000	\$	39,000	\$	(8,000)	(17.02)%
Software	\$	25,091	\$	25,000	\$	(91)	(0.36)%
	\$	-	\$	-	\$	-	-%
Total Other	\$	258,881	\$	239,200	\$	(19,681)	(7.60)%

Lamar Institute of Technology

Table F
Matrix of Budgeted Operating Expenses

	Instruction	Research	Public Service	Academic Support	Student Services	Institutional Support	Operation & Maintenance of Plant	Scholarships/ Fellowships	Auxiliary	Total Expenses
Salary	\$ 10,660,524	\$ -	\$ 94,699	\$ 607,159	\$ 1,132,488	\$ 2,977,757	\$ 289,011	\$ -	\$ -	\$ 15,761,638
Benefits	\$ 2,916,050	\$ -	\$ 25,903	\$ 166,081	\$ 309,778	\$ 746,527	\$ 79,055	\$ -	\$ -	\$ 4,243,394
Travel	\$ -	\$ -	\$ -	\$ 115,000	\$ 30,000	\$ 115,000	\$ -	\$ -	\$ 74,000	\$ 334,000
O&M	\$ 2,508,288	\$ -	\$ 63,166	\$ 536,296	\$ 756,300	\$ 3,780,891	\$ 2,013,945	\$ -	\$ 554,168	\$ 10,213,054
Utilities	\$ -	\$ -	\$ -	\$ -	\$ -	\$ -	\$ 500,000	\$ -	\$ -	\$ 500,000
Capital	\$ 500,000	\$ -	\$ -	\$ -	\$ -	\$ -	\$ -	\$ -	\$ -	\$ 500,000
Other	\$ -	\$ -	\$ -	\$ -	\$ -	\$ -	\$ -	\$ -	\$ -	\$ -
Total Budget	\$ 16,584,862	\$ -	\$ 183,768	\$ 1,424,536	\$ 2,228,566	\$ 7,620,175	\$ 2,882,011	\$ -	\$ 628,168	\$ 31,552,086

Lamar Institute of Technology

Recapitulation of Budgeted Revenues, Expenditures, Transfers, and Use of Reserves For Fiscal Year Ending

	Estimated	Transfers	Budgeted	Total	Budgeted	Transfers	Total	Net
	Revenues	In	Use of	Budgeted	Expenditures	Out	Budgeted	Transfers *
			Reserves	Sources			Uses	
Educational & General	\$ 29,256,544	\$ -	\$ 1,856,870	\$ 31,113,414	\$ (25,337,664)	\$ (5,775,750)	\$ (31,113,414)	\$ (5,775,750)
Designated	\$ 5,635,777	\$ 400,000	\$ -	\$ 6,035,777	\$ (5,586,253)	\$ (449,524)	\$ (6,035,777)	\$ (49,524)
Auxiliary Enterprises	\$ 628,168	\$ -	\$ -	\$ 628,168	\$ (628,168)	\$ -	\$ (628,168)	\$ -
Total	\$ 35,520,489	\$ 400,000	\$ 1,856,870	\$ 37,777,359	\$ (31,552,085)	\$ (6,225,274)	\$ (37,777,359)	\$ (5,825,274)



Office of the President

July 9, 2022

The Honorable Regents:

We make the following declarations in conjunction with the submission of the Lamar State College Orange budget and supporting the Regents' Budget Summary for the fiscal year beginning September 1, 2022. The proposed budget encompasses the educational and general (E&G), designated, and auxiliary funds of the college.

Assumptions

Enrollment for FY 2022 remained flat in comparison to FY 2021, with the exception of Summer. The college offered two free courses in Summer, which has increased Summer contact hours by nearly 7%. Accordingly, we used FY 2022 actual revenue recorded to date as the basis for predicting the revenue we expect to earn in FY 2023. As in the past, a conservative approach was used for revenue projections. Any anticipated program developments were accounted for in the budget.

New Budget Initiatives

The Texas Legislature and the Governor increased state formula funding to help alleviate disparity between Community Colleges and the State Colleges. This additional increase in state formula funding has allowed us to fund additional operations with E&G funding that would have otherwise been funded with institutional funds, it has allowed us to supply the students with a reduced rate on their books of \$14 per semester credit hour, and it has allowed us to add a few needed positions so that our students can be better served by our faculty and staff. The reduction in tuition and fees due to the increased formula funding has made it possible for a student to attend our campus with books for \$133 per semester credit hour. With this reduction in tuition and fees, an increase in enrollment is expected. We are continuing to increase our advertising efforts in both Texas and Louisiana to reach as many potential students as possible. The budget provides for a general salary increase for faculty and staff of 3% or \$1,000, whichever is greater.

The college has purchased additional property in Lumberton with the goal to have a satellite campus to expand educational opportunities for the Lumberton community and surrounding counties. The campus has also purchased several smaller properties adjacent to the main campus which will house our newly developed Mechanic, Manufacturing, and Maintenance Program. We are also in the process of selecting a construction company to begin constructing our New Academic Center. The New Academic Center will be located directly behind the new plaza that was completed and opened to the public in October. The campus is in the process of negotiating with the Stark Foundation to purchase a building adjacent to campus that would be used to expand our Nursing Programs. This purchase will include a historic church in downtown Orange.



Office of the President

Budget Increases

In FY 2022, COVID disaster budget reductions were replenished, but operating budgets remained flat. In FY 2023, the budget remains flat from FY 2022 budget. Travel has been reopened and all travel budgets have been placed in the departmental budget pools. The FY 2023 budget puts emphasis on constructing new properties or redesigning existing properties to expand our programs and begin new programs. The campus's main emphasis is on boosting enrollment with our new lower tuition and fee rates and book bundles.

E&G Funds

For the FY 2022 to FY 2023 Biennium, State Formula Funding for the college increased to help alleviate disparity between Community Colleges and the State Colleges. This additional parity funding amounted to a \$3.8 million biennial increase. The additional parity funding allowed the college to reduce tuition and fees by 19% which includes an instructional material scholarship of \$10 per semester credit hour and payment of an additional \$250 per course stipend to high school instructors for teaching dual credit courses. Our Higher Education Fund (HEF) allocation is budgeted for debt service of \$231,000 and capital equipment of \$407,656. The balance of our HEF appropriation is reserved for future capital projects. The budget is reflective of the additional appropriation of \$2,120,501 for non-formula support for new Allied Health programs, the Maritime Training program, and Institutional Enhancement.

Designated Funds

In the FY 2022 and FY 2023 biennium, we received an additional parity appropriation and were able to reduce Designated Tuition by an additional 33%, while keeping all other designated fees at the same rate. With this parity, we were able to reduce our hourly tuition and fee rate to \$118 per semester credit hour. With the increase in state formula funding and the additional parity funds, some operating expenses were moved from Designated Tuition and Computer Use Fee to E&G funds. With Workforce programs flourishing, we were able to fund any shortfalls in revenue projections with Workforce's excess budgeted revenue. Budgeted transfers remain to transfer fund balances from Institutional Service Fee to the other fees that were eliminated or reduced with the parity.



Auxiliary Funds

Office of the President

The Student Service Fee Hearing was held in May and the student organizations were able to request what will be needed for FY 2023. There were three new clubs added for FY 2023, including Industrial and Manufacturing Organization, the African American Kingz and Queenz Organization, and a Creative Writing club. The budget uses \$29,886 in Student Service Fee fund balance to cover the additional requests by student organizations. Most other budgets within Auxiliary fund type remain flat and some were reduced. The budget in auxiliary consists of a transfer from Institutional Service Fee of \$191,996.

Conclusion

With the new changes in funding, tuition rates, and buy-one get-one free offers, the college is hopeful enrollment will grow and programs will flourish. Lamar State College Orange remains in sound fiscal condition and we have adequate resources to maintain our commitment to quality instruction and support services. We continue to have adequate financial reserves to handle any unanticipated contingencies.

Sincerely,

Dr. Thomas Johnson
President

Mary Wickland, CPA
Executive Vice President for Finance and Operations

Lamar State College-Orange

Budget Summary

	FY 2022		FY 2023		Variance	
	APPROVED BUDGET	PROPOSED BUDGET	DOLLAR	PERCENT		
Revenues						
Tuition and Fees	\$ 5,300,278	\$ 5,984,299	\$ 684,021		12.91 %	
State Appropriations	\$ 16,698,089	\$ 16,609,642	\$ (88,447)		(0.53)%	
Sales and Services	\$ 183,473	\$ 183,455	\$ (18)		(0.01)%	
Other	\$ 797,162	\$ 558,950	\$ (238,212)		(29.88)%	
Operating Revenues	\$ 22,979,002	\$ 23,336,346	\$ 357,344		1.56 %	
Transfers In	\$ 592,315	\$ 549,071	\$ (43,244)		(7.30)%	
Budgeted Use of Fund Balance	\$ (286,906)	\$ 17,452	\$ 304,358		(106.08)%	
Total Revenues	\$ 23,284,411	\$ 23,902,869	\$ 618,458		2.66 %	
Expenditures						
Instruction Support	\$ 7,350,287	\$ 7,161,572	\$ (188,715)		(2.57)%	
Research / Organized Research	\$ -	\$ -	\$ -		-	
Public Service	\$ 829,326	\$ 981,403	\$ 152,077		18.34 %	
Academic Support	\$ 2,700,308	\$ 3,520,431	\$ 820,123		30.37 %	
Student Support	\$ 1,427,903	\$ 1,375,008	\$ (52,895)		(3.70)%	
Institutional Support	\$ 4,786,529	\$ 4,291,253	\$ (495,276)		(10.35)%	
Plant Support	\$ 1,873,525	\$ 1,756,089	\$ (117,436)		(6.27)%	
Scholarships & Fellowships	\$ 493,023	\$ 1,377,075	\$ 884,052		179.31 %	
Auxiliary Enterprises	\$ 665,969	\$ 503,429	\$ (162,540)		(24.41)%	
Operating Expenditures	\$ 20,126,869	\$ 20,966,260	\$ 839,391		4.17 %	
Transfers Out	\$ 3,157,542	\$ 2,936,609	\$ (220,933)		(7.00)%	
Total Expenditures	\$ 23,284,411	\$ 23,902,869	\$ 618,458		2.66 %	

Operating Expenditures by Natural Classification

	FY 2022		FY 2023		Variance	
	APPROVED BUDGET	PROPOSED BUDGET	DOLLAR	PERCENT		
Salary & Wages	\$ 10,176,206	\$ 10,275,734	\$ 99,528		0.98 %	
Payroll Related Costs	\$ 3,552,352	\$ 3,096,256	\$ (456,096)		(12.84)%	
Travel	\$ 185,552	\$ 203,755	\$ 18,203		9.81 %	
Operations & Maintenance	\$ 4,885,133	\$ 4,937,610	\$ 52,477		1.07 %	
Utilities	\$ 538,500	\$ 599,550	\$ 61,050		11.34 %	
Capital	\$ 293,202	\$ 429,656	\$ 136,454		46.54 %	
Other	\$ 495,923	\$ 1,423,699	\$ 927,776		187.08 %	
Total Operating Expenditures	\$ 20,126,868	\$ 20,966,260	\$ 839,392		4.17 %	

Lamar State College-Orange

Table A 1
Educational and General Funds
Revenues and Transfers

	FY 2022		FY 2023		Variance		Note	
	APPROVED BUDGET		PROPOSED BUDGET		DOLLAR	PERCENT		
Total Statutory Tuition and Fees	\$	1,831,290	\$	2,089,235	\$	257,945	14.09 %	1
State Appropriation								
Bill Pattern General Revenue	\$	13,019,393	\$	12,892,638	\$	(126,755)	(0.97)%	
Benefits	\$	2,190,300	\$	2,228,608	\$	38,308	1.75 %	
Higher Education Fund	\$	1,488,396	\$	1,488,396	\$	-	- %	
Hazlewood Reimbursement	\$	-	\$	-	\$	-	- %	
Other					\$	-	- %	
Total State Appropriations	\$	16,698,089	\$	16,609,642	\$	(88,447)	(0.53)%	
Other Revenue	\$	10,000	\$	6,000	\$	(4,000)	(40.00)%	
Total Revenues	\$	18,539,379	\$	18,704,877	\$	165,498	0.89 %	
Transfers In								
Designated Tuition	\$	-	\$	-	\$	-	- %	
Technology Service Fee	\$	-	\$	-	\$	-	- %	
Other	\$	-	\$	-	\$	-	- %	
Total Transfers In	\$	-	\$	-	\$	-	- %	
Budgeted Fund Balances	\$	-	\$	-	\$	-	- %	
Total Budgeted Funds	\$	18,539,379	\$	18,704,877	\$	165,498	0.89 %	

Lamar State College-Orange

Table A 1
Educational and General Funds
Revenues and Transfers

NOTE	ITEM DESCRIPTION	AMOUNT CHANGED	EXPLANATION
1	Total Statutory Tuition and Fees	\$ 257,945	Nonresident Tuition and reciprocal exemption were under budgeted in FY22. In FY23, the budget was increased to align with realized revenue in FY22.

Lamar State College-Orange

Table A 2
Educational and General Funds
Budgeted Expenditures

	FY 2022		FY 2023		Variance		Note	
	APPROVED BUDGET		PROPOSED BUDGET		DOLLAR	PERCENT		
Instruction Support	\$	6,693,111	\$	6,417,223	\$	(275,888)	(4.12)%	
Research / Organized Research	\$	-	\$	-	\$	-	- %	
Public Service	\$	522,951	\$	672,380	\$	149,429	28.57 %	
Academic Support	\$	2,163,600	\$	2,900,026	\$	736,426	34.04 %	1
Student Service Support	\$	1,318,569	\$	1,264,875	\$	(53,694)	(4.07)%	
Institutional Support	\$	3,339,372	\$	3,218,044	\$	(121,328)	(3.63)%	
Plant Support	\$	1,873,525	\$	1,756,089	\$	(117,436)	(6.27)%	
Scholarships & Fellowships	\$	-	\$	-	\$	-	- %	
Total Expenditures	\$	15,911,128	\$	16,228,637	\$	317,509	2.00 %	
Transfers Out								
TPEG	\$	386,692	\$	396,750	\$	10,058	2.60 %	
TRB Debt Service	\$	1,125,500	\$	998,750	\$	(126,750)	(11.26)%	
HEF - Debt Service	\$	339,900	\$	231,000	\$	(108,900)	(32.04)%	
HEF - Plant	\$	776,158	\$	849,740	\$	73,582	9.48 %	
Other	\$	-	\$	-	\$	-	- %	
Total Transfers Out	\$	2,628,250	\$	2,476,240	\$	(152,010)	(5.78)%	
Total Budgeted Expenditures & Transfers Out	\$	18,539,379	\$	18,704,877	\$	165,498	0.89 %	

Lamar State College-Orange

Table A 2
Educational and General Funds
Budgeted Expenditures

NOTE	ITEM DESCRIPTION	AMOUNT CHANGED	EXPLANATION
1	Academic Support	\$ 736,426	Most of IT expenditure budget moved from Designated Fund Type to E&G.

Lamar State College-Orange

**Table B 1
Designated Funds
Revenues and Transfers**

	FY 2022		FY 2023		Variance		Note	
	APPROVED BUDGET		PROPOSED BUDGET		DOLLAR	PERCENT		
Tuition and Fees								
Designated Tuition	\$	1,165,230	\$	960,000	\$	(205,230)	(17.61)%	1
Institutional Services Fee	\$	1,244,371	\$	1,050,714	\$	(193,657)	(15.56)%	
Advising Fee	\$	-	\$	-	\$	-	- %	
Technology Use / Computer Service Fee	\$	-	\$	-	\$	-	- %	
Environmental Service Fee	\$	-	\$	-	\$	-	- %	
ID / One-Card Fee	\$	-	\$	-	\$	-	- %	
Library Fee	\$	1,200	\$	1,200	\$	-	- %	
International Education Fee	\$	-	\$	-	\$	-	- %	
Student Publication Fee	\$	-	\$	-	\$	-	- %	
Academic Program Fees	\$	-	\$	-	\$	-	- %	
Distance Learning Fee	\$	451,000	\$	366,500	\$	(84,500)	(18.74)%	
Records Fee	\$	-	\$	-	\$	-	- %	
Recreation Fee	\$	-	\$	-	\$	-	- %	
University Center Fee	\$	-	\$	-	\$	-	- %	
International Study Fee	\$	-	\$	-	\$	-	- %	
Repeat Fee	\$	-	\$	-	\$	-	- %	
Other	\$	328,350	\$	1,281,300	\$	952,950	290.22 %	2
Total Tuition and Fees	\$	3,190,151	\$	3,659,714	\$	469,563	14.72 %	
Investment Income	\$	204,500	\$	16,000	\$	(188,500)	(92.18)%	
Other Revenue	\$	582,662	\$	536,950	\$	(45,712)	(7.85)%	
Total Revenues	\$	3,977,313	\$	4,212,664	\$	235,351	5.92 %	
Transfers In								
TPEG	\$	348,023	\$	357,075	\$	9,052	2.60 %	
Auxiliary Funds	\$	-	\$	111,758	\$	111,758	100.00 %	
Other	\$	-	\$	-	\$	-	- %	
Total Transfers In	\$	348,023	\$	468,833	\$	120,810	34.71 %	
Budgeted Fund Balances	\$	(246,273)	\$	13,066	\$	259,339	(105.31)%	3
Total Budgeted Funds	\$	4,079,063	\$	4,694,563	\$	615,500	15.09 %	

Lamar State College-Orange

**Table B 1
Designated Funds
Revenues and Transfers**

NOTE	ITEM DESCRIPTION	AMOUNT CHANGED	EXPLANATION
1	Designated Tuition	\$ (205,230)	Tuition was over budgeted for dual credit students in FY22. Adjusting budget to reflect actuals.
2	Other	\$ 952,950	Barnes and Noble book bundle revenue was moved to Designated from E&G.
3	Budgeted Fund Balance	\$ 259,339	Budgeting with the use of fund balances was minimized in FY23.

Lamar State College-Orange

**Table B 2
Designated Funds
Budgeted Expenditures**

	FY 2022		FY 2023		Variance		Note	
	APPROVED BUDGET		PROPOSED BUDGET		DOLLAR	PERCENT		
Instruction Support	\$	657,176	\$	744,349	\$	87,173	13.26 %	
Research / Organized Research	\$	-	\$	-	\$	-	- %	
Public Service	\$	306,375	\$	309,023	\$	2,648	0.86 %	
Academic Support	\$	536,708	\$	620,405	\$	83,697	15.59 %	
Student Support	\$	109,334	\$	110,133	\$	800	0.73 %	
Institutional Support	\$	1,447,156	\$	1,073,209	\$	(373,947)	(25.84)%	1
Plant Support	\$	-	\$	-	\$	-	- %	
Scholarships & Fellowships	\$	493,023	\$	1,377,075	\$	884,052	179.31 %	2
Total Expenditures	\$	3,549,771	\$	4,234,194	\$	684,423	19.28 %	
Transfers Out								
System Assessment	\$	180,000	\$	160,592	\$	(19,408)	(10.78)%	
Debt Service	\$	105,000	\$	107,781	\$	2,781	2.65 %	
E&G	\$	-	\$	-	\$	-	- %	
Auxiliary	\$	244,292	\$	191,996	\$	(52,296)	(21.41)%	
Other	\$	-	\$	-	\$	-	- %	
Total Transfers Out	\$	529,292	\$	460,369	\$	(68,923)	(13.02)%	
Total Budgeted Expenditures & Transfers Out	\$	4,079,063	\$	4,694,563	\$	615,500	15.09 %	

Lamar State College-Orange

Table B 2 Designated Funds Budgeted Expenditures

NOTE	ITEM DESCRIPTION	AMOUNT CHANGED	EXPLANATION
1	Institutional Support	\$ (373,947)	Most of IT expenditure budget moved from Designated Fund Type to E&G.
2	Scholarships and Fellowships	\$ 884,052	Barnes and Noble book bundle expense was moved to Designated from E&G.

Lamar State College-Orange

**Table C 1
Auxiliary Funds
Revenues and Transfers**

	FY 2022		FY 2023		Variance		Note
	APPROVED BUDGET		PROPOSED BUDGET		DOLLAR	PERCENT	
Fees							
Athletic Fee	\$	-	\$	-	\$	-	- %
Medical Service Fee	\$	-	\$	-	\$	-	- %
Student Service Fee	\$	199,205	\$	168,500	\$	(30,705)	(15.41)%
Recreational Sport Fee	\$	-	\$	-	\$	-	- %
Student Center Fee	\$	78,382	\$	65,100	\$	(13,282)	(16.95)%
Student Bus Fee	\$	-	\$	-	\$	-	- %
ID Card Fee	\$	1,250	\$	1,750	\$	500	40.00 %
Other	\$	-	\$	-	\$	-	- %
Total Fees	\$	278,837	\$	235,350	\$	(43,487)	(15.60)%
Sales and Services							
Housing	\$	-	\$	-	\$	-	- %
Dining	\$	170,373	\$	155,355	\$	(15,018)	(8.81)%
Parking	\$	-	\$	-	\$	-	- %
Athletics	\$	-	\$	-	\$	-	- %
Bookstore	\$	10,000	\$	25,000	\$	15,000	150.00 %
Other	\$	3,100	\$	3,100	\$	-	- %
Total Sales and Services	\$	183,473	\$	183,455	\$	(18)	(0.01)%
Investment Income	\$	-	\$	-	\$	-	- %
Other Income	\$	-	\$	-	\$	-	- %
Total Revenues	\$	462,310	\$	418,805	\$	(43,505)	(9.41)%
Transfers In							
Designated Tuition	\$	-	\$	-	\$	-	- %
Other	\$	244,292	\$	80,238	\$	(164,054)	(67.15)%
Total Transfers In	\$	244,292	\$	80,238	\$	(164,054)	(67.15)%
Budgeted Fund Balances	\$	(40,633)	\$	4,386	\$	45,019	(110.79)%
Total Budgeted Funds	\$	665,969	\$	503,429	\$	(162,540)	(24.41)%

Lamar State College-Orange

Table C 2
Auxiliary Funds
Budgeted Expenditures

	FY 2022		FY 2023		Variance		Note
	APPROVED BUDGET		PROPOSED BUDGET		DOLLAR	PERCENT	
Athletic Fee	\$	-	\$	-	\$	-	- %
Medical Service Fee	\$	-	\$	-	\$	-	- %
Student Service Fee	\$	368,459	\$	298,224	\$	(70,235)	(19.06)%
Recreational Sport Fee	\$	-	\$	-	\$	-	- %
Student Center Fee	\$	123,388	\$	46,100	\$	(77,288)	(62.64)%
Student Bus Fee	\$	-	\$	-	\$	-	- %
ID Card Fee	\$	1,250	\$	1,250	\$	-	- %
Total Fee Based Expenditures	\$	493,097	\$	345,574	\$	(147,523)	(29.92)%
Housing	\$	-	\$	-	\$	-	- %
Dining	\$	170,373	\$	155,355	\$	(15,018)	(8.81)%
Parking	\$	-	\$	-	\$	-	- %
Athletics	\$	-	\$	-	\$	-	- %
Bookstore	\$	-	\$	-	\$	-	- %
Other	\$	2,500	\$	2,500	\$	-	- %
Total Sales & Services Based Expenditures	\$	172,873	\$	157,855	\$	(15,018)	(8.69)%
Transfers Out							
Debt Service							
Medical Service	\$	-	\$	-	\$	-	- %
Athletics	\$	-	\$	-	\$	-	- %
Student Center	\$	-	\$	-	\$	-	- %
Student Service	\$	-	\$	-	\$	-	- %
Housing	\$	-	\$	-	\$	-	- %
Dining	\$	-	\$	-	\$	-	- %
Parking and Public Safety	\$	-	\$	-	\$	-	- %
Recreational Sports	\$	-	\$	-	\$	-	- %
Other	\$	-	\$	-	\$	-	- %
Real Estate Rental	\$	-	\$	-	\$	-	- %
Vending	\$	-	\$	-	\$	-	- %
Designated Funds	\$	-	\$	-	\$	-	- %
Other	\$	-	\$	-	\$	-	- %
Total Transfers Out	\$	-	\$	-	\$	-	- %
Total Budgeted Expenditures & Transfers Out	\$	665,969	\$	503,429	\$	(162,540)	(24.41)%

Lamar State College-Orange

TABLE E
Student Services and Activities Financed by Student Services Fees
Estimated Revenue, Fund Balances and Budgeted Expenditures

	FY 2022		FY 2023		Variance		Note
	APPROVED BUDGET		PROPOSED BUDGET		DOLLAR	PERCENT	
Student Services Fee per Semester Credit Hour	\$	5.00	\$	5.00	\$	-	-%
Student Services Fee Fund Balance at Beginning of Year (Net of Encumbrances)	\$	3,426,988	\$	3,531,977	\$	104,989	3.06%
Forecasted Revenue:							
SSF Revenue	\$	199,205	\$	168,500	\$	(30,705)	(15.41)%
Revenue Earned from Activities	\$	-	\$	-	\$	-	-%
Interest Revenue	\$	-	\$	-	\$	-	-%
Transfer In	\$	169,254	\$	129,724	\$	(39,530)	(23.36)%
Total Forecasted Revenue:	\$	368,459	\$	298,224	\$	(70,235)	(19.06)%
Budgeted Student Service Fee Expenditures:							
1. Textbook Rentals	\$	-	\$	-	\$	-	-%
2. Recreational Activities	\$	44,681	\$	40,000	\$	(4,681)	(10.48)%
3. Health and Hospital Services	\$	-	\$	-	\$	-	-%
4. Medical Services	\$	-	\$	-	\$	-	-%
5. Intramural and Intercollegiate Athletics	\$	2,800	\$	500	\$	(2,300)	(82.14)%
6. Artists and Lecture Series	\$	16,500	\$	5,000	\$	(11,500)	(69.70)%
7. Cultural Entertainment Series	\$	-	\$	-	\$	-	-%
8. Debating and Oratorical Activities	\$	21,100	\$	9,600	\$	(11,500)	(54.50)%
9. Student Publications	\$	2,500	\$	2,500	\$	-	-%
10. Student Government	\$	23,745	\$	23,750	\$	5	0.02%
11. Student Fee Advisory Committee	\$	-	\$	-	\$	-	-%
12. Student Transportation Services Other Than Those in TEC 54.504, 511, 512, 513	\$	-	\$	-	\$	-	-%
13. Other (See Detail Below)	\$	257,133	\$	216,874	\$	(40,259)	(15.66)%
Total Budgeted Expenditures	\$	368,459	\$	298,224	\$	(70,235)	(19.06)%
Estimated Student Services Fee Fund Balance at End of Year	\$	3,426,988	\$	3,531,977	\$	104,989	3.06%
Student Services Advisory Committee Meeting: 05/03/2022							
Detail of Other:							
Student Assistants Counseling/Student Activities	\$	6,750	\$	2,660	\$	(4,090)	(60.59)%
Special Populations	\$	16,794	\$	16,794	\$	-	-%
Study Skills Assistance	\$	1,200	\$	500	\$	(700)	(58.33)%
Retention Counseling and Advising	\$	19,025	\$	12,500	\$	(6,525)	(34.30)%
Scholarships	\$	54,100	\$	18,000	\$	(36,100)	(66.73)%
Contingency	\$	24,724	\$	20,000	\$	(4,724)	(19.11)%
Title IX Awareness	\$	20,700	\$	14,000	\$	(6,700)	(32.37)%
Student Organizations	\$	69,090	\$	98,770	\$	29,680	42.96%
Bad Debt Expense for Student Service Fee	\$	5,500	\$	1,500	\$	(4,000)	(72.73)%
Student Technology	\$	39,250	\$	32,150	\$	(7,100)	(18.09)%
Provide Description	\$	-	\$	-	\$	-	-%
Provide Description	\$	-	\$	-	\$	-	-%
Provide Description	\$	-	\$	-	\$	-	-%
Provide Description	\$	-	\$	-	\$	-	-%
Provide Description	\$	-	\$	-	\$	-	-%
Total Other	\$	257,133	\$	216,874	\$	(40,259)	(15.66)%

Lamar State College-Orange

Table F
Matrix of Budgeted Operating Expenses

	Instruction	Research	Public Service	Academic Support	Student Services	Institutional Support	Operation & Maintenance of Plant	Scholarships/ Fellowships	Auxiliary	Total Expenses
Salary	\$ 4,871,723	\$ -	\$ 612,600	\$ 1,262,974	\$ 1,001,017	\$ 2,054,665	\$ 378,992	\$ -	\$ 93,763	\$ 10,275,734
Benefits	\$ 1,461,280	\$ -	\$ 188,523	\$ 378,785	\$ 291,859	\$ 631,234	\$ 113,633	\$ -	\$ 30,942	\$ 3,096,256
Travel	\$ 49,467	\$ -	\$ 9,300	\$ 24,822	\$ 19,275	\$ 90,141	\$ -	\$ -	\$ 10,750	\$ 203,755
O&M	\$ 691,151	\$ -	\$ 134,650	\$ 1,647,065	\$ 46,648	\$ 1,440,783	\$ 673,464	\$ -	\$ 303,849	\$ 4,937,610
Utilities	\$ -	\$ -	\$ 31,050	\$ -	\$ -	\$ 6,500	\$ 540,000	\$ -	\$ 22,000	\$ 599,550
Capital	\$ 64,221	\$ -	\$ -	\$ 204,300	\$ -	\$ 111,135	\$ 50,000	\$ -	\$ -	\$ 429,656
Other	\$ 23,730	\$ -	\$ 5,280	\$ 2,485	\$ 16,209	\$ (43,205)	\$ -	\$ 1,377,075	\$ 42,125	\$ 1,423,699
Total Budget	\$ 7,161,572	\$ -	\$ 981,403	\$ 3,520,431	\$ 1,375,008	\$ 4,291,253	\$ 1,756,089	\$ 1,377,075	\$ 503,429	\$ 20,966,260
From A2,B2,C2	7,161,572	-	981,403	3,520,431	1,375,008	4,291,253	1,756,089	1,377,075	503,429	
Difference	-	-	-	-	-	-	-	-	-	

Lamar State College-Orange

Recapitulation of Budgeted Revenues, Expenditures, Transfers, and Use of Reserves For Fiscal Year Ending 2023

	Estimated	Transfers	Budgeted	Total	Budgeted	Transfers	Total	Net
	Revenues	In	Use of	Budgeted	Expenditures	Out	Budgeted	Transfers *
			Reserves	Sources			Uses	
Educational & General	\$ 18,704,877	\$ -	\$ -	\$ 18,704,877	\$ (16,228,637)	\$ (2,476,240)	\$ (18,704,877)	\$ (2,476,240)
Designated	\$ 4,212,664	\$ 468,833	\$ 13,066	\$ 4,694,563	\$ (4,234,194)	\$ (460,369)	\$ (4,694,563)	\$ 8,464
Auxiliary Enterprises	\$ 418,805	\$ 80,238	\$ 4,386	\$ 503,429	\$ (503,429)	\$ -	\$ (503,429)	\$ 80,238
Total	\$ 23,336,346	\$ 549,071	\$ 17,452	\$ 23,902,869	\$ (20,966,260)	\$ (2,936,609)	\$ (23,902,869)	\$ (2,387,538)



Lamar State College Port Arthur
Member of The Texas State University System™

July 9, 2022

Members of the Board of Regents,
The Texas State University System

The Honorable Regents,

The following pages are the recommendations for the annual budget of Lamar State College Port Arthur for the fiscal year beginning September 1, 2022.

As FY 2022 comes to an end, we have seen a 30% increase in summer headcount and a 13% increase in contact hours. The campaign effort of two free classes funded with federal HEERF III (HEERF) institutional funds established by the American Rescue Plan (ARP) has been a success. With the spring 2022 semester, the college is now restarting classes at the prison for credit and non-credit classes and workforce classes have also resumed. Although the budget was based on FY 2022 actual revenues, we expect to exceed those budgeted numbers in FY 2023. LSCPA is a diverse campus serving at risk students whose resiliency is remarkable. The magnitude of the impact of COVID-19 on our students and now rising inflation are stress factors for our at risk students who also must work and support their families. Despite the adversities our campus community faces, our student's educational attainment is their lifeline for a prosperous future.

Education and General Funds

The total revenues related to education and general funds, which consist mainly of state appropriations for bill pattern revenue and benefits, reflected a 5% decline from FY 2022 to FY 2023 from \$21,415,955 to \$20,436,116. The 5% overall decrease is attributed to the reduction in funding related to debt service as well as the \$1 million appropriation provided by the Legislature for FY 2022 for the purchase of a generator. We have adjusted our E&G tuition and fees to reflect a slight increase based on FY 2022 actual revenues.

Due to the continued strategic efforts to maneuver through the pandemic with cost-cutting measures, we have funded a three percent merit pool for faculty and staff salary increases. Cost savings strategic efforts allowed us to meet the education and general requirements necessary for campus operations.

Our HEF allocation is budgeted for capital equipment in the amount of \$1,010,999. The balance of \$1,206,103 is reserved for possible maintenance and emergency expenditures of our aging campus facilities as well as campus construction projects in progress.

Designated Funds

The total designated funds budgeted revenues are budgeted with a slight decline of 4%. This is mainly due to adjusting FY 2022 to reflect actual revenues caused by reduced designated tuition because of parity initiatives. In addition, budget estimates for FY 2023 are based on actual revenues from FY 2022 without factoring in enrollment increases. We have also offered tuition assistance provided through our HEERF institutional funds. In addition, we have reached out to our former students who have departed higher education with Texas Completion Repayment Grant funds to offer them the opportunity to move forward with their educational goals.

We have budgeted an increase of \$803,354 in the fund balance transfer account for FY 2023. The source of this funding is from our lost revenue reimbursement from the HEERF institutional funds and reserves built up from fiscal constraint measures implemented in FY 2020, FY 2021 and FY 2022.

Auxiliary Funds

The total auxiliary revenues decreased from \$589,200 to \$517,175 from FY 2022 to FY 2023. Most of the decrease is attributed to the elimination of the recreational fee that was reclassified to the institutional service fee due to parity restructuring in FY 2022.

Current Fiscal Condition

Lamar State College Port Arthur is financially sound. The fiscal condition of the College continues to remain constant despite the economic challenges to our community. The budget does provide for all the needs of the campus and is balanced for FY 2023.

Sincerely,



Betty Reynard, President



Mary Wickland, Executive Vice
President for Finance and Operations

Lamar State College-Port Arthur

Budget Summary

	FY 2022		FY 2023		Variance	
	APPROVED BUDGET	PROPOSED BUDGET	DOLLAR	PERCENT	DOLLAR	PERCENT
Revenues						
Tuition and Fees	\$ 4,553,150	\$ 4,739,475	\$ 186,325	4.09 %		
State Appropriations	\$ 19,678,250	\$ 18,219,116	\$ (1,459,134)	(7.41)%		
Sales and Services	\$ 265,200	\$ 287,000	\$ 21,800	8.22 %		
Other	\$ 669,350	\$ 727,700	\$ 58,350	8.72 %		
Operating Revenues	\$ 25,165,950	\$ 23,973,291	\$ (1,192,659)	(4.74)%		
Transfers In	\$ 1,074,600	\$ 1,473,175	\$ 398,575	37.09 %		
Budgeted Use of Fund Balance	\$ 1,764,736	\$ 2,608,865	\$ 844,129	47.83 %		
Total Revenues	\$ 28,005,286	\$ 28,055,331	\$ 50,045	0.18 %		
Expenditures						
Instruction Support	\$ 8,043,406	\$ 8,473,084	\$ 429,678	5.34 %		
Research / Organized Research	\$ -	\$ -	\$ -	-		
Public Service	\$ 204,388	\$ 188,067	\$ (16,321)	(7.99)%		
Academic Support	\$ 3,561,968	\$ 3,407,036	\$ (154,932)	(4.35)%		
Student Support	\$ 1,517,451	\$ 1,518,473	\$ 1,022	0.07 %		
Institutional Support	\$ 5,189,740	\$ 5,371,211	\$ 181,471	3.50 %		
Plant Support	\$ 4,152,027	\$ 3,127,649	\$ (1,024,378)	(24.67)%		
Scholarships & Fellowships	\$ 349,437	\$ 650,407	\$ 300,970	86.13 %		
Auxiliary Enterprises	\$ 1,319,202	\$ 1,424,001	\$ 104,799	7.94 %		
Operating Expenditures	\$ 24,337,619	\$ 24,159,928	\$ (177,691)	(0.73)%		
Transfers Out	\$ 3,667,667	\$ 3,895,403	\$ 227,736	6.21 %		
Total Expenditures	\$ 28,005,286	\$ 28,055,331	\$ 50,045	0.18 %		

Operating Expenditures by Natural Classification

	FY 2022		FY 2023		Variance	
	APPROVED BUDGET	PROPOSED BUDGET	DOLLAR	PERCENT	DOLLAR	PERCENT
Salary & Wages	\$ 11,719,060	\$ 12,253,712	\$ 534,652	4.56 %		
Payroll Related Costs	\$ 3,804,851	\$ 3,925,225	\$ 120,374	3.16 %		
Travel	\$ 100,000	\$ 100,000	\$ -	-		
Operations & Maintenance	\$ 2,131,000	\$ 1,109,000	\$ (1,022,000)	(47.96)%		
Utilities	\$ 643,000	\$ 680,000	\$ 37,000	5.75 %		
Capital	\$ 1,255,100	\$ 1,010,999	\$ (244,101)	(19.45)%		
Other	\$ 4,684,608	\$ 5,080,992	\$ 396,384	8.46 %		
Total Operating Expenditures	\$ 24,337,619	\$ 24,159,928	\$ (177,691)	(0.73)%		

Lamar State College-Port Arthur

Table A 1
Educational and General Funds
Revenues and Transfers

	FY 2022		FY 2023		Variance		Note	
	APPROVED BUDGET		PROPOSED BUDGET		DOLLAR	PERCENT		
Total Statutory Tuition and Fees	\$	1,711,705	\$	2,200,000	\$	488,295	28.53 %	1
State Appropriation								
Bill Pattern General Revenue	\$	14,841,368	\$	13,361,375	\$	(1,479,993)	(9.97)%	2
Benefits	\$	2,612,468	\$	2,630,416	\$	17,948	0.69 %	
Higher Education Fund	\$	2,217,102	\$	2,217,102	\$	-	- %	
Hazlewood Reimbursement	\$	-	\$	-	\$	-	- %	
Other	\$	7,312	\$	10,223	\$	2,911	39.81 %	
Total State Appropriations	\$	19,678,250	\$	18,219,116	\$	(1,459,134)	(7.41)%	
Other Revenue	\$	26,000	\$	17,000	\$	(9,000)	(34.62)%	
Total Revenues	\$	21,415,955	\$	20,436,116	\$	(979,839)	(4.58)%	
Transfers In								
Designated Tuition	\$	79,975	\$	280,601	\$	200,626	250.86 %	3
Technology Service Fee	\$	-	\$	-	\$	-	- %	
Other	\$	-	\$	-	\$	-	- %	
Total Transfers In	\$	79,975	\$	280,601	\$	200,626	250.86 %	
Budgeted Fund Balances	\$	-	\$	-	\$	-	- %	
Total Budgeted Funds	\$	21,495,930	\$	20,716,717	\$	(779,213)	(3.62)%	

Lamar State College-Port Arthur

**Table A 1
Educational and General Funds
Revenues and Transfers**

NOTE	ITEM DESCRIPTION	AMOUNT CHANGED	EXPLANATION
1	Statutory Tuition and Fees	\$ 488,295	The increase in statutory tuition and fees was related to the Seahawk book bundle. In FY 2022, the impact was included in E&G – Statutory Tuition and Fees. In FY 2023, it is included in designated funds - scholarships.
2	Bill Pattern General Revenue	\$ (1,479,993)	The decrease in appropriated funds is due to the fact that FY 2022 included \$1 million dollars for the purchase of a generator as provided by the Legislature for resiliency equipment for potential weather-related threats. In addition, our tuition revenue bond debt service appropriation declined by \$480,000 from FY 2022 to FY 2023 related to the Gates Memorial Library and Performing Arts Buildings 2019A refunding series.
3	Transfer in Designated Funds	\$ 200,626	The increase in the transfer in from designated to E&G can be attributed to rising costs for the local portion of benefits as well as salaries for faculty and staff.

Lamar State College-Port Arthur

Table A 2
Educational and General Funds
Budgeted Expenditures

	FY 2022		FY 2023		Variance		Note	
	APPROVED BUDGET		PROPOSED BUDGET		DOLLAR	PERCENT		
Instruction Support	\$	7,500,173	\$	7,750,139	\$	249,966	3.33 %	
Research / Organized Research	\$	-	\$	-	\$	-	- %	
Public Service	\$	204,388	\$	188,067	\$	(16,321)	(7.99)%	
Academic Support	\$	2,328,471	\$	2,207,739	\$	(120,732)	(5.19)%	
Student Service Support	\$	1,375,034	\$	1,385,356	\$	10,322	0.75 %	
Institutional Support	\$	3,644,085	\$	3,918,914	\$	274,829	7.54 %	1
Plant Support	\$	3,934,027	\$	2,992,649	\$	(941,378)	(23.93)%	2
Scholarships & Fellowships	\$	-	\$	-	\$	-	- %	
Total Expenditures	\$	18,986,178	\$	18,442,864	\$	(543,314)	(2.86)%	
Transfers Out								
TPEG	\$	330,000	\$	330,000	\$	-	- %	
TRB Debt Service	\$	1,217,750	\$	737,750	\$	(480,000)	(39.42)%	3
HEF - Debt Service	\$	-	\$	-	\$	-	- %	
HEF - Plant	\$	962,002	\$	1,206,103	\$	244,101	25.37 %	4
Other	\$	-	\$	-	\$	-	- %	
Total Transfers Out	\$	2,509,752	\$	2,273,853	\$	(235,899)	(9.40)%	
Total Budgeted Expenditures & Transfers Out	\$	21,495,930	\$	20,716,717	\$	(779,213)	(3.62)%	

Lamar State College-Port Arthur

Table A 2
Educational and General Funds
Budgeted Expenditures

NOTE	ITEM DESCRIPTION	AMOUNT CHANGED	EXPLANATION
1	Institutional Support	\$ 274,829	The increase in institutional support is mainly attributed to an increase in staff salaries which includes shared positions with LSCO.
2	Plant Support	\$ (941,378)	The decrease in Plant Support is due to the fact that FY 2022 included \$1 million dollars budgeted for the purchase of a generator as provided by the Legislature for resiliency equipment for potential weather-related threats.
3	TRB Debt Service	\$ (480,000)	The decrease in TRB Debt Service declined by \$480,000 from FY 2022 to FY 2023 due to the scheduled reduction in debt payments related to the Gates Memorial Library and Performing Arts Buildings 2019A refunding series.
4	HEF - Plant	\$ 244,101	Increase attributed to a reduction in planned capital expenditures for FY 2023 at the department level in anticipation of potential campus-wide projects.

Lamar State College-Port Arthur

**Table B 1
Designated Funds
Revenues and Transfers**

	FY 2022		FY 2023		Variance		Note
	APPROVED BUDGET		PROPOSED BUDGET		DOLLAR	PERCENT	
Tuition and Fees							
Designated Tuition	\$	1,123,695	\$	990,000	\$	(133,695)	(11.90)%
Institutional Services Fee	\$	985,000	\$	986,000	\$	1,000	0.10 %
Advising Fee	\$	-	\$	-	\$	-	- %
Technology Use / Computer Service Fee	\$	-	\$	-	\$	-	- %
Environmental Service Fee	\$	-	\$	-	\$	-	- %
ID / One-Card Fee	\$	-	\$	-	\$	-	- %
Library Fee	\$	-	\$	-	\$	-	- %
International Education Fee	\$	-	\$	-	\$	-	- %
Student Publication Fee	\$	-	\$	-	\$	-	- %
Academic Program Fees	\$	-	\$	-	\$	-	- %
Distance Learning Fee	\$	350,000	\$	275,000	\$	(75,000)	(21.43)%
Records Fee	\$	-	\$	-	\$	-	- %
Recreation Fee	\$	-	\$	-	\$	-	- %
University Center Fee	\$	-	\$	-	\$	-	- %
International Study Fee	\$	-	\$	-	\$	-	- %
Repeat Fee	\$	-	\$	-	\$	-	- %
Other	\$	58,750	\$	58,300	\$	(450)	(0.77)%
Total Tuition and Fees	\$	2,517,445	\$	2,309,300	\$	(208,145)	(8.27)%
Investment Income	\$	9,000	\$	4,000	\$	(5,000)	(55.56)%
Other Revenue	\$	634,350	\$	706,700	\$	72,350	11.41 %
Total Revenues	\$	3,160,795	\$	3,020,000	\$	(140,795)	(4.45)%
Transfers In							
TPEG	\$	297,000	\$	297,000	\$	-	- %
Auxiliary Funds	\$	-	\$	-	\$	-	- %
Other	\$	-	\$	-	\$	-	- %
Total Transfers In	\$	297,000	\$	297,000	\$	-	- %
Budgeted Fund Balances	\$	1,695,359	\$	2,498,713	\$	803,354	47.39 %
Total Budgeted Funds	\$	5,153,154	\$	5,815,713	\$	662,559	12.86 %

1

Lamar State College-Port Arthur

Table B 1 Designated Funds Revenues and Transfers

NOTE	ITEM DESCRIPTION	AMOUNT CHANGED	EXPLANATION
1	Budgeted Fund Balances	\$ 803,354	Increase related to institutional ARP funding provided by federal HEERF dollars related to lost revenue reimbursement.

Lamar State College-Port Arthur

**Table B 2
Designated Funds
Budgeted Expenditures**

	FY 2022		FY 2023		Variance		Note	
	APPROVED BUDGET		PROPOSED BUDGET		DOLLAR	PERCENT		
Instruction Support	\$	543,233	\$	722,945	\$	179,712	33.08 %	
Research / Organized Research	\$	-	\$	-	\$	-	- %	
Public Service	\$	-	\$	-	\$	-	- %	
Academic Support	\$	1,233,497	\$	1,199,297	\$	(34,200)	(2.77)%	
Student Support	\$	142,417	\$	133,117	\$	(9,300)	(6.53)%	
Institutional Support	\$	1,545,655	\$	1,452,297	\$	(93,358)	(6.04)%	
Plant Support	\$	218,000	\$	135,000	\$	(83,000)	(38.07)%	
Scholarships & Fellowships	\$	349,437	\$	650,407	\$	300,970	86.13 %	1
Total Expenditures	\$	4,032,239	\$	4,293,063	\$	260,824	6.47 %	
Transfers Out								
System Assessment	\$	213,000	\$	213,000	\$	-	- %	
Debt Service	\$	130,315	\$	133,475	\$	3,160	2.42 %	
E&G	\$	79,975	\$	280,601	\$	200,626	250.86 %	2
Auxiliary	\$	697,625	\$	895,574	\$	197,949	28.37 %	
Other	\$	-	\$	-	\$	-	- %	
Total Transfers Out	\$	1,120,915	\$	1,522,650	\$	401,735	35.84 %	
Total Budgeted Expenditures & Transfers Out	\$	5,153,154	\$	5,815,713	\$	662,559	12.86 %	

Lamar State College-Port Arthur

**Table B 2
Designated Funds
Budgeted Expenditures**

NOTE	ITEM DESCRIPTION	AMOUNT CHANGED	EXPLANATION
1	Scholarships & Fellowships	\$ 300,970	Scholarships and fellowships increased by \$300,970 due to the Seahawk book bundle costs which is \$10 per SCH for each student who participates in the program.
2	Transfer out to E&G	\$ 200,626	The increase in the transfer out to E&G can be attributed to rising costs for the local portion of benefits as well as salaries for faculty and staff.

Lamar State College-Port Arthur

**Table C 1
Auxiliary Funds
Revenues and Transfers**

	FY 2022		FY 2023		Variance		Note
	APPROVED BUDGET		PROPOSED BUDGET		DOLLAR	PERCENT	
Fees							
Athletic Fee	\$	-	\$	-	\$	-	- %
Medical Service Fee	\$	-	\$	-	\$	-	- %
Student Service Fee	\$	190,000	\$	165,000	\$	(25,000)	(13.16)%
Recreational Sport Fee	\$	67,000	\$	-	\$	(67,000)	(100.00)%
Student Center Fee	\$	67,000	\$	65,000	\$	(2,000)	(2.99)%
Student Bus Fee	\$	-	\$	-	\$	-	- %
ID Card Fee	\$	-	\$	-	\$	-	- %
Other	\$	-	\$	175	\$	175	100.00 %
Total Fees	\$	324,000	\$	230,175	\$	(93,825)	(28.96)%
Sales and Services							
Housing	\$	-	\$	-	\$	-	- %
Dining	\$	49,200	\$	140,000	\$	90,800	184.55 %
Parking	\$	21,000	\$	25,000	\$	4,000	19.05 %
Athletics	\$	195,000	\$	62,000	\$	(133,000)	(68.21)%
Bookstore	\$	-	\$	60,000	\$	60,000	100.00 %
Other	\$	-	\$	-	\$	-	- %
Total Sales and Services	\$	265,200	\$	287,000	\$	21,800	8.22 %
Investment Income	\$	-	\$	-	\$	-	- %
Other Income	\$	-	\$	-	\$	-	- %
Total Revenues	\$	589,200	\$	517,175	\$	(72,025)	(12.22)%
Transfers In							
Designated Tuition	\$	697,625	\$	895,574	\$	197,949	28.37 %
Other	\$	-	\$	-	\$	-	- %
Total Transfers In	\$	697,625	\$	895,574	\$	197,949	28.37 %
Budgeted Fund Balances	\$	69,377	\$	110,152	\$	40,775	58.77 %
Total Budgeted Funds	\$	1,356,202	\$	1,522,901	\$	166,699	12.29 %

Lamar State College-Port Arthur

Table C 2
Auxiliary Funds
Budgeted Expenditures

	FY 2022		FY 2023		Variance		Note
	APPROVED BUDGET		PROPOSED BUDGET		DOLLAR	PERCENT	
Athletic Fee	\$	642,035	\$	653,595	\$	11,560	1.80 %
Medical Service Fee	\$	-	\$	-	\$	-	- %
Student Service Fee	\$	262,512	\$	269,427	\$	6,915	2.63 %
Recreational Sport Fee	\$	95,408	\$	98,136	\$	2,728	2.86 %
Student Center Fee	\$	30,000	\$	30,000	\$	-	- %
Student Bus Fee	\$	-	\$	-	\$	-	- %
ID Card Fee	\$	14,500	\$	5,900	\$	(8,600)	(59.31)%
Total Fee Based Expenditures	\$	1,044,455	\$	1,057,058	\$	12,603	1.21 %
Housing	\$	-	\$	-	\$	-	- %
Dining	\$	253,647	\$	345,843	\$	92,196	36.35 %
Parking	\$	21,100	\$	21,100	\$	-	- %
Athletics	\$	-	\$	-	\$	-	- %
Bookstore	\$	-	\$	-	\$	-	- %
Other	\$	-	\$	-	\$	-	- %
Total Sales & Services Based Expenditures	\$	274,747	\$	366,943	\$	92,196	33.56 %
Transfers Out							
Debt Service							
Medical Service	\$	-	\$	-	\$	-	- %
Athletics	\$	-	\$	-	\$	-	- %
Student Center	\$	-	\$	-	\$	-	- %
Student Service	\$	-	\$	-	\$	-	- %
Housing	\$	-	\$	-	\$	-	- %
Dining	\$	-	\$	-	\$	-	- %
Parking and Public Safety	\$	-	\$	-	\$	-	- %
Recreational Sports	\$	-	\$	-	\$	-	- %
Other	\$	-	\$	-	\$	-	- %
Real Estate Rental	\$	-	\$	-	\$	-	- %
Vending	\$	-	\$	-	\$	-	- %
Designated Funds	\$	-	\$	-	\$	-	- %
Other	\$	37,000	\$	98,900	\$	61,900	167.30 %
Total Transfers Out	\$	37,000	\$	98,900	\$	61,900	167.30 %
Total Budgeted Expenditures & Transfers Out	\$	1,356,202	\$	1,522,901	\$	166,699	12.29 %

Lamar State College-Port Arthur

Table D
Intercollegiate Athletics
Estimated Revenue and Budgeted Expenditures
Fiscal Year 2023

	MEN					WOMEN				
	FOOTBALL	BASKETBALL	BASEBALL	TRACK	OTHER	BASKETBALL	VOLLEYBALL	SOFTBALL	TRACK	OTHER
Revenues										
Sales and Service										
Gate Receipts/Parking	\$ -	\$ -	\$ -	\$ -	\$ -	\$ -	\$ -	\$ -	\$ -	\$ -
Game Guarantees	\$ -	\$ -	\$ -	\$ -	\$ -	\$ -	\$ -	\$ -	\$ -	\$ -
Concessions	\$ -	\$ -	\$ -	\$ -	\$ -	\$ -	\$ -	\$ -	\$ -	\$ -
Other										
Advertising	\$ -	\$ -	\$ -	\$ -	\$ -	\$ -	\$ -	\$ -	\$ -	\$ -
Licensing Fees	\$ -	\$ -	\$ -	\$ -	\$ -	\$ -	\$ -	\$ -	\$ -	\$ -
Camps	\$ -	\$ -	\$ -	\$ -	\$ -	\$ -	\$ -	\$ -	\$ -	\$ -
NCAA Revenue Sharing	\$ -	\$ -	\$ -	\$ -	\$ -	\$ -	\$ -	\$ -	\$ -	\$ -
Stadium Operations	\$ -	\$ -	\$ -	\$ -	\$ -	\$ -	\$ -	\$ -	\$ -	\$ -
Other	\$ -	\$ 76,000	\$ -	\$ -	\$ -	\$ -	\$ -	\$ 104,000	\$ -	\$ -
Total Sales and Services	\$ -	\$ 76,000	\$ -	\$ -	\$ -	\$ -	\$ -	\$ 104,000	\$ -	\$ -
Designated Tuition										
Athletic Fee	\$ -	\$ -	\$ -	\$ -	\$ -	\$ -	\$ -	\$ -	\$ -	\$ -
Total Tuition and Fees	\$ -	\$ -	\$ -	\$ -	\$ -	\$ -	\$ -	\$ -	\$ -	\$ -
Budgeted Fund Balances										
Total Budgeted Funds	\$ -	\$ 76,000	\$ -	\$ -	\$ -	\$ -	\$ -	\$ 104,000	\$ -	\$ -
Expenditures										
Salaries	\$ -	\$ 77,879	\$ -	\$ -	\$ 81,464	\$ -	\$ -	\$ 86,164	\$ -	\$ -
Benefits	\$ -	\$ 21,117	\$ -	\$ -	\$ 21,450	\$ -	\$ -	\$ 28,671	\$ -	\$ -
Travel	\$ -	\$ 10,000	\$ -	\$ -	\$ 15,000	\$ -	\$ -	\$ 10,000	\$ -	\$ -
Scholarships	\$ -	\$ 76,000	\$ -	\$ -	\$ -	\$ -	\$ -	\$ 104,000	\$ -	\$ -
Other Maintenance & Operating	\$ -	\$ 29,500	\$ -	\$ -	\$ 37,300	\$ -	\$ -	\$ 30,550	\$ -	\$ -
Capital	\$ -	\$ -	\$ -	\$ -	\$ -	\$ -	\$ -	\$ -	\$ -	\$ -
Total Budgeted Expenditures	\$ -	\$ 214,496	\$ -	\$ -	\$ 155,214	\$ -	\$ -	\$ 259,385	\$ -	\$ -
TOTAL										
	MEN	WOMEN	OTHER ACTIVITIES	ADMIN	GRAND TOTAL					
Revenues										
Sales and Service										
Gate Receipts/Parking	\$ -	\$ -	\$ -	\$ -	\$ -					
Game Guarantees	\$ -	\$ -	\$ -	\$ -	\$ -					
Concessions	\$ -	\$ -	\$ -	\$ -	\$ -					
Other										
Advertising	\$ -	\$ -	\$ -	\$ -	\$ -					
Licensing Fees	\$ -	\$ -	\$ -	\$ -	\$ -					
Camps	\$ -	\$ -	\$ -	\$ -	\$ -					
NCAA Revenue Sharing	\$ -	\$ -	\$ -	\$ -	\$ -					
Stadium Operations	\$ -	\$ -	\$ -	\$ -	\$ -					
Other	\$ 76,000	\$ 104,000	\$ -	\$ 12,000	\$ 192,000					
Total Sales and Services	\$ 76,000	\$ 104,000	\$ -	\$ 12,000	\$ 192,000					
Designated Tuition										
Athletic Fee	\$ -	\$ -	\$ -	\$ -	\$ -					
Total Tuition and Fees	\$ -	\$ -	\$ -	\$ -	\$ -					
Budgeted Fund Balances										
Total Budgeted Funds	\$ 76,000	\$ 104,000	\$ -	\$ 449,095	\$ 629,095					
Expenditures										
Salaries	\$ 159,343	\$ 86,164	\$ -	\$ -	\$ 245,507					
Fringe Benefits	\$ 42,567	\$ 28,671	\$ -	\$ -	\$ 71,238					
Travel	\$ 25,000	\$ 10,000	\$ -	\$ -	\$ 35,000					
Scholarships	\$ 76,000	\$ 104,000	\$ -	\$ -	\$ 180,000					
O&M	\$ 66,800	\$ 30,550	\$ -	\$ -	\$ 97,350					
Capital	\$ -	\$ -	\$ -	\$ -	\$ -					
Debt Service	\$ -	\$ -	\$ -	\$ -	\$ -					
Other	\$ -	\$ -	\$ -	\$ -	\$ -					
Total Budgeted Expenditures	\$ 369,710	\$ 259,385	\$ -	\$ -	\$ 629,095					

Lamar State College-Port Arthur

TABLE E
Student Services and Activities Financed by Student Services Fees
Estimated Revenue, Fund Balances and Budgeted Expenditures

	FY 2022		FY 2023		Variance		Note
	APPROVED BUDGET		PROPOSED BUDGET		DOLLAR	PERCENT	
Student Services Fee per Semester Credit Hour	\$	5.00	\$	5.00	\$	-	-%
Student Services Fee Fund Balance at Beginning of Year (Net of Encumbrances)	\$	95,000	\$	150,000	\$	55,000	57.89 %
Forecasted Revenue:							
SSF Revenue	\$	215,000	\$	170,000	\$	(45,000)	(20.93)%
Revenue Earned from Activities	\$	-	\$	-	\$	-	-%
Interest Revenue	\$	-	\$	-	\$	-	-%
Transfer In	\$	-	\$	-	\$	-	-%
Total Forecasted Revenue:	\$	215,000	\$	170,000	\$	(45,000)	(20.93)%
Budgeted Student Service Fee Expenditures:							
1. Textbook Rentals	\$	-	\$	-	\$	-	-%
2. Recreational Activities	\$	31,700	\$	31,500	\$	(200)	(0.63)%
3. Health and Hospital Services	\$	-	\$	-	\$	-	-%
4. Medical Services	\$	-	\$	-	\$	-	-%
5. Intramural and Intercollegiate Athletics	\$	-	\$	-	\$	-	-%
6. Artists and Lecture Series	\$	-	\$	-	\$	-	-%
7. Cultural Entertainment Series	\$	31,500	\$	28,300	\$	(3,200)	(10.16)%
8. Debating and Oratorical Activities	\$	-	\$	-	\$	-	-%
9. Student Publications	\$	-	\$	-	\$	-	-%
10. Student Government	\$	32,450	\$	36,000	\$	3,550	10.94 %
11. Student Fee Advisory Committee	\$	-	\$	-	\$	-	-%
12. Student Transportation Services Other Than Those in TEC 54.504, 511, 512, 513	\$	-	\$	-	\$	-	-%
13. Other (See Detail Below)	\$	191,862	\$	178,627	\$	(13,235)	(6.90)%
Total Budgeted Expenditures	\$	287,512	\$	274,427	\$	(13,085)	(4.55)%
Estimated Student Services Fee Fund Balance at End of Year	\$	22,488	\$	45,573	\$	23,085	102.65 %
Student Services Advisory Committee Meeting: 4/6/2022							
Detail of Other:							
Exemptions	\$	25,000	\$	5,000	\$	(20,000)	(80.00)%
Campus safety and security operations	\$	17,635	\$	18,100	\$	465	2.64 %
Student-related operations	\$	24,800	\$	28,000	\$	3,200	12.90 %
Student ambassadors - stipends, training and uniforms	\$	30,000	\$	30,000	\$	-	-%
Student-support salaries	\$	6,600	\$	6,600	\$	-	-%
Scholarships	\$	36,700	\$	36,700	\$	-	-%
Student awards	\$	-	\$	-	\$	-	-%
Student incentives	\$	-	\$	-	\$	-	-%
Student organizations	\$	-	\$	-	\$	-	-%
Student travel	\$	16,127	\$	19,227	\$	3,100	19.22 %
Theater productions	\$	-	\$	-	\$	-	-%
Training	\$	-	\$	-	\$	-	-%
Reserve to update student activity area	\$	-	\$	-	\$	-	-%
Reserve for requests	\$	35,000	\$	35,000	\$	-	-%
Parity change - reduction of SSF Revenue - after Committee Meeting	\$	-	\$	-	\$	-	-%
Parity change - reduction of exemptions - after Committee Meeting	\$	-	\$	-	\$	-	-%
Parity change - reclassification of salaries to E&G - after Committee Meeting	\$	-	\$	-	\$	-	-%
Total Other	\$	191,862	\$	178,627	\$	(13,235)	(6.90)%

Lamar State College-Port Arthur

Table F
Matrix of Budgeted Operating Expenses

	Instruction	Research	Public Service	Academic Support	Student Services	Institutional Support	Operation & Maintenance of Plant	Scholarships/ Fellowships	Auxiliary	Total Expenses
Salary	\$ 5,982,651	\$ -	\$ 129,343	\$ 1,658,826	\$ 1,047,667	\$ 2,337,123	\$ 597,793	\$ 53,407	\$ 446,902	\$ 12,253,712
Benefits	\$ 1,565,768	\$ -	\$ 38,767	\$ 477,613	\$ 324,066	\$ 1,207,903	\$ 179,456	\$ -	\$ 131,652	\$ 3,925,225
Travel	\$ -	\$ -	\$ -	\$ -	\$ -	\$ 100,000	\$ -	\$ -	\$ -	\$ 100,000
O&M	\$ -	\$ -	\$ -	\$ -	\$ -	\$ -	\$ 1,109,000	\$ -	\$ -	\$ 1,109,000
Utilities	\$ -	\$ -	\$ -	\$ -	\$ -	\$ -	\$ 680,000	\$ -	\$ -	\$ 680,000
Capital	\$ 236,199	\$ -	\$ -	\$ 82,600	\$ 18,900	\$ 111,900	\$ 561,400	\$ -	\$ -	\$ 1,010,999
Other	\$ 688,849	\$ -	\$ 19,957	\$ 1,187,997	\$ 133,117	\$ 1,608,625	\$ -	\$ 597,000	\$ 845,447	\$ 5,080,992
Total Budget	\$ 8,473,467	\$ -	\$ 188,067	\$ 3,407,036	\$ 1,523,750	\$ 5,365,551	\$ 3,127,649	\$ 650,407	\$ 1,424,001	\$ 24,159,928

Lamar State College-Port Arthur

Recapitulation of Budgeted Revenues, Expenditures, Transfers, and Use of Reserves For Fiscal Year Ending 2023

	Estimated Revenues	Transfers In	Budgeted Use of Reserves	Total Budgeted Sources	Budgeted Expenditures	Transfers Out	Total Budgeted Uses	Net Transfers *
Educational & General	\$ 20,436,116	\$ 280,601	\$ -	\$ 20,716,717	\$ (18,442,864)	\$ (2,273,853)	\$ (20,716,717)	\$ (1,993,252)
Designated	\$ 3,020,000	\$ 297,000	\$ 2,498,713	\$ 5,815,713	\$ (4,293,063)	\$ (1,522,650)	\$ (5,815,713)	\$ (1,225,650)
Auxiliary Enterprises	\$ 517,175	\$ 895,574	\$ 110,152	\$ 1,522,901	\$ (1,424,001)	\$ (98,900)	\$ (1,522,901)	\$ 796,674
Total	\$ 23,973,291	\$ 1,473,175	\$ 2,608,865	\$ 28,055,331	\$ (24,159,928)	\$ (3,895,403)	\$ (28,055,331)	\$ (2,422,228)

July 20, 2022

Board of Regents
The Texas State University System
601 Colorado Street
Austin, Texas 78701

Dear Regents:

The Texas State University System Administration respectfully submits the Fiscal Year 2023 Operating Budget for your consideration. Fiscal Year 2023 total budgeted expenditures and transfer are \$13.5 million, up ~\$767,000 (6.0%).

The proposed budget funds strategic efforts that preserve and increase the efficiency and effectiveness of the System Administration as well as the Component Institutions, as we strive together to meet the goals set forth in the TSUS 2025 Vision. These efforts include:

- Academic and Health Program Support & Data Analytics within the Office of Academic & Health Affairs;
- Component-based Legal Assistance, Ethics Training and Title IX Training within the Office of General Counsel;
- Consolidated Debt, Investment and Risk Management Services and Capital Project Management within the Office of Finance;
- Coordinated Support of State and Federal Relations within the Office of Governmental Relations;
- Public Relations and Marketing Services within the Office of Marketing and Communications; and
- Independent Review of Institutional Operations within the Office of Internal Audit.

The proposed budget includes no change in state appropriations and maintains the same rate for the System Assessment of 0.65% of component revenues.

The financial condition of the System Administration is sound. We continue to support the Board and Component Institutions at a staffing level and cost significantly below that of all other public university systems in Texas. I recommend your support of this proposed budget.

Sincerely,



Brian McCall, Ph.D.
Chancellor

System Administration

Budget Summary

	FY 2022		FY 2023		Variance	
	APPROVED BUDGET	PROPOSED BUDGET	DOLLAR	PERCENT		
Revenues						
Tuition and Fees	\$ -	\$ -	-	-	-	-
State Appropriations	\$ 1,770,327	\$ 1,736,078	\$ (34,249)		(1.93)%	
Sales and Services	\$ -	\$ -	-		-	-
Other	\$ 345,000	\$ 355,000	\$ 10,000		2.90 %	
Operating Revenues	\$ 2,115,327	\$ 2,091,078	\$ (24,249)		(1.15)%	
Transfers In	\$ 10,599,954	\$ 11,370,006	\$ 770,052		7.26 %	
Budgeted Use of Fund Balance	\$ -	\$ -	-		-	-
Total Revenues	\$ 12,715,281	\$ 13,461,084	\$ 745,803		5.87 %	
Expenditures						
Instruction Support	\$ -	\$ -	-		-	-
Research / Organized Research	\$ -	\$ -	-		-	-
Public Service	\$ -	\$ -	-		-	-
Academic Support	\$ -	\$ -	-		-	-
Student Support	\$ -	\$ -	-		-	-
Institutional Support	\$ 12,381,680	\$ 13,149,084	\$ 767,404		6.20 %	
Plant Support	\$ -	\$ -	-		-	-
Scholarships & Fellowships	\$ -	\$ -	-		-	-
Auxiliary Enterprises	\$ -	\$ -	-		-	-
Operating Expenditures	\$ 12,381,680	\$ 13,149,084	\$ 767,404		6.20 %	
Transfers Out	\$ 312,000	\$ 312,000	-		-	-
Total Expenditures	\$ 12,693,680	\$ 13,461,084	\$ 767,404		6.05 %	

Operating Expenditures by Natural Classification

	FY 2022		FY 2023		Variance	
	APPROVED BUDGET	PROPOSED BUDGET	DOLLAR	PERCENT		
Salary & Wages	\$ 7,679,804	\$ 8,800,275	\$ 1,120,471		14.59 %	
Payroll Related Costs	\$ 1,371,608	\$ 1,561,597	\$ 189,989		13.85 %	
Travel	\$ 345,234	\$ 342,828	\$ (2,406)		(0.70)%	
Operations & Maintenance	\$ 1,375,757	\$ 1,439,632	\$ 63,875		4.64 %	
Utilities	\$ 72,240	\$ 72,840	\$ 600		0.83 %	
Capital	\$ -	\$ -	-		-	-
Other	\$ 1,537,037	\$ 931,912	\$ (605,125)		(39.37)%	
Total Operating Expenditures	\$ 12,381,680	\$ 13,149,084	\$ 767,404		6.20 %	

System Administration

Table A 1
Educational and General Funds
Revenues and Transfers

	FY 2022		FY 2023		Variance		Note
	APPROVED BUDGET		PROPOSED BUDGET		DOLLAR	PERCENT	
Total Statutory Tuition and Fees	\$	-	\$	-	\$	-	- %
State Appropriation							
Bill Pattern General Revenue	\$	1,299,600	\$	1,299,600	\$	-	- %
Benefits	\$	470,727	\$	436,478	\$	(34,249)	(7.28)%
Higher Education Fund	\$	-	\$	-	\$	-	- %
Hazlewood Reimbursement	\$	-	\$	-	\$	-	- %
Other	\$	-	\$	-	\$	-	- %
Total State Appropriations	\$	1,770,327	\$	1,736,078	\$	(34,249)	(1.93)%
Other Revenue	\$	345,000	\$	355,000	\$	10,000	2.90 %
Total Revenues	\$	2,115,327	\$	2,091,078	\$	(24,249)	(1.15)%
Transfers In							
Designated Tuition	\$	-	\$	-	\$	-	- %
Technology Service Fee	\$	-	\$	-	\$	-	- %
Other	\$	10,599,954	\$	11,370,006	\$	770,052	7.26 %
Total Transfers In	\$	10,599,954	\$	11,370,006	\$	770,052	7.26 %
Budgeted Fund Balances	\$	-	\$	-	\$	-	- %
Total Budgeted Funds	\$	12,715,281	\$	13,461,084	\$	745,803	5.87 %

1

System Administration

Table A 1
Educational and General Funds
Revenues and Transfers

NOTE	ITEM DESCRIPTION	AMOUNT CHANGED	EXPLANATION
1 Other		\$ 770,052	Increased Revenues from System Assessment Due to Component Revenue Growth

System Administration

Table A 2
Educational and General Funds
Budgeted Expenditures

	FY 2022		FY 2023		Variance		Note	
	APPROVED BUDGET		PROPOSED BUDGET		DOLLAR	PERCENT		
Instruction Support	\$	-	\$	-	\$	-	- %	
Research / Organized Research	\$	-	\$	-	\$	-	- %	
Public Service	\$	-	\$	-	\$	-	- %	
Academic Support	\$	-	\$	-	\$	-	- %	
Student Service Support	\$	-	\$	-	\$	-	- %	
Institutional Support	\$	12,381,680	\$	13,149,084	\$	767,404	6.20 %	1
Plant Support	\$	-	\$	-	\$	-	- %	
Scholarships & Fellowships	\$	-	\$	-	\$	-	- %	
Total Expenditures	\$	12,381,680	\$	13,149,084	\$	767,404	6.20 %	
Transfers Out								
TPEG	\$	-	\$	-	\$	-	- %	
TRB Debt Service	\$	-	\$	-	\$	-	- %	
HEF - Debt Service	\$	-	\$	-	\$	-	- %	
HEF - Plant	\$	-	\$	-	\$	-	- %	
Other	\$	312,000	\$	312,000	\$	-	- %	
Total Transfers Out	\$	312,000	\$	312,000	\$	-	- %	
Total Budgeted Expenditures & Transfers Out	\$	12,693,680	\$	13,461,084	\$	767,404	6.05 %	

System Administration

Table A 2
Educational and General Funds
Budgeted Expenditures

NOTE	ITEM DESCRIPTION	AMOUNT CHANGED	EXPLANATION
2	Institutional Support	\$ 767,404	Increase in TSUS Admin Operation Costs

System Administration

Table F
Matrix of Budgeted Operating Expenses

	Instruction	Research	Public Service	Academic Support	Student Services	Institutional Support	Operation & Maintenance of Plant	Scholarships/ Fellowships	Auxiliary	Total Expenses	
Salary	\$	-	\$	-	\$	-	\$ 8,800,275	-	\$	-	\$ 8,800,275
Benefits	\$	-	\$	-	\$	-	\$ 1,561,597	-	\$	-	\$ 1,561,597
Travel	\$	-	\$	-	\$	-	\$ 342,828	-	\$	-	\$ 342,828
O&M	\$	-	\$	-	\$	-	\$ 1,439,632	-	\$	-	\$ 1,439,632
Utilities	\$	-	\$	-	\$	-	\$ 72,840	-	\$	-	\$ 72,840
Capital	\$	-	\$	-	\$	-	-	\$	-	\$	-
Other	\$	-	\$	-	\$	-	\$ 931,912	-	\$	-	\$ 931,912
Total Budget	\$	-	\$	-	\$	-	\$ 13,149,084	-	\$	-	\$ 13,149,084

System Administration

Recapitulation of Budgeted Revenues, Expenditures, Transfers, and Use of Reserves
For Fiscal Year Ending 2023

	Estimated Revenues	Transfers In	Budgeted Use of Reserves	Total Budgeted Sources	Budgeted Expenditures	Transfers Out	Total Budgeted Uses	Net Transfers *
Educational & General	\$ 2,091,078	\$ 11,370,006	\$ -	\$ 13,461,084	\$ (13,149,084)	\$ (312,000)	\$ (13,461,084)	\$ 11,058,006
Designated	\$ -	\$ -	\$ -	\$ -	\$ -	\$ -	\$ -	\$ -
Auxiliary Enterprises	\$ -	\$ -	\$ -	\$ -	\$ -	\$ -	\$ -	\$ -
Total	\$ 2,091,078	\$ 11,370,006	\$ -	\$ 13,461,084	\$ (13,149,084)	\$ (312,000)	\$ (13,461,084)	\$ 11,058,006

Budget Standards Fiscal Year 2023

Components of the Texas State University System submit Annual Operating Budget summaries, *Budget Summary for the Fiscal Year 2023*. Each component's budget tables provided herein and the consolidated Budget Summary are subject to the following budgetary standards for Fiscal Year 2023:

1. Each component is responsible for the accuracy and appropriateness of its operating budget and budget summary.
2. Each component's Annual Operating Budget has been prepared in accordance with the Board of Regents' *Rules and Regulations* Chapter III Sec. 6.71.
3. All material budgetary plans or budgetary intentions are reflected in each component's Operating Budget. Budgetary adjustments occurring subsequent to initial Board of Regents' approval will be reported to the Board.
4. All General Revenue Fund appropriations have been budgeted to the extent they are known and available per the General Appropriations Act for the FY 2023, including anticipated interim budget reductions.
5. All Institutional Funds (unrestricted current funds held outside the State Treasury) estimated income accruing to Education and General Funds, Designated Funds, and Auxiliary Funds have been budgeted to the extent they are available for operational purposes.
6. The budgeted revenues for local funds are based on conservative, reasonable, and supportable estimates of funds to be generated by each institutional component.
7. Higher Education Funds have been budgeted to the extent they will be expended or reserved to support Education and General Activities.
8. All budgeted appropriations and receipts are allocated to functions for which they may be utilized as authorized by State of Texas statute or Comptroller of Public Accounts rules and regulations.
9. Student Service Fees have been budgeted in accordance with the allocation schedule recommended by the respective component's Student Service Fee Advisory Committee.
10. Budgetary controls are in place at each institutional component preventing payment of vendor invoices, inter-departmental transfers, and payroll if sufficient funds do not exist in an account. Guidelines have been established for a formal process to temporarily bypass the controls allowing payment, with budget transfers being made within a timely manner to cover any resulting deficit.

GLOSSARY OF TERMS

Current Funds

These funds are available for use in the day-to-day operations of the institution. These include Unrestricted Current Funds (Educational and General Funds, Designated Funds and Auxiliary Funds) and Restricted Current Funds. Normally these funds would be expended within the operating cycle (fiscal year). Institutions may be required to fund costs associated with unanticipated events from reserves.

Unrestricted Funds

These are funds over which outside parties have no direct or implied control.

Restricted Funds

Restricted Funds are subject to some degree of direct control by outside parties. Limitations may include the purpose or timing of expenditures, among others.

Educational and General Funds

Unrestricted Current funds are funds appropriated by the Texas Legislature. These funds consist primarily of General Revenue, Statutory Tuition and certain statutory fees.

General Revenue Funds

This is the State's primary operating fund from which institutions and agencies receive appropriation authority to spend in a fiscal year. Appropriations not expended or committed to expenditure by the end of the fiscal year for which they were provided are returned or "lapsed" to the State. Interest earned on the General Revenue remains with the fund and does not accrue to institutions.

Institutional Funds

Certain revenue streams generated by the institution as required by the Texas Education Code must be accounted for as Educational and General Funds. State statutes require some of these funds (statutory tuition and laboratory fees) to be deposited in the State Treasury. These funds on deposit with the State Treasury earn depository interest. They are categorized as appropriated and appear in the General Appropriations Act. Other types of Institutional Funds (indirect cost recoveries and sales and services related to academic functions) may be deposited in institutional local bank accounts.

Current Unrestricted Funds

Current unrestricted funds are resources received that have no limitations or stipulations placed on them by external agencies or donors.

Designated Funds

Unrestricted Current Funds that originated from Higher Education Fund (HEF) allocations, Designated Tuition, Incidental Fees, unrestricted gifts from outside parties, earnings from Endowments on which no restrictions exist and earnings on balances held in local bank accounts. HEF funds are retained in the General Revenue Fund in the State

Treasury. All other Designated Funds are retained in local bank accounts outside the State Treasury.

Auxiliary Enterprise Funds

Also categorized as Unrestricted Current Funds, most differ from Designated Funds in that they relate to activities auxiliary to or in support of the primary purpose of the institution – the education of students. Auxiliary Enterprise Funds can be characterized as enterprises comparable to “for profit” businesses. Examples are bookstores, food-service, snack-bar and vending operations, dormitories, apartments and related residence dwellings, special event centers, stadiums and student centers, athletics and sports programs and parking facilities. These operations are similar to “for profit” businesses; however, since they provide benefit and/or convenience to the institution’s students, faculty and staff, profits may not be the primary motivation for their existence. It is not uncommon for auxiliary enterprise funds to receive support from sources outside the auxiliary-enterprise fund group.

A second category of auxiliary enterprise operations relates to certain student fee supported activities. The Student Services Fee, Student Center Fee, Recreational Sports Fee and Medical Services Fee are assessed to support in whole or in part the non-classroom activities provided for students. These activities are not necessarily enterprises, but collections of the fees provide funds to support some or all of the enterprises’ activities.

Current Restricted Funds

Current restricted funds are resources provided to an institution that have externally established limitations or stipulations placed on their use. At the direction of the external funding source, restrictions can be broad (scholarships) or quite specific (analysis of the chemical composition of DNA). Sponsored research is a type of current restricted fund received by many institutions. Expected to be consumed in the near term, sponsored research funding includes explicit external instructions as to its use. This funding may lack flexibility, but it is essential to institutions actively engaged in research.

Internal designations placed on resources by the governing board or institutional management (assuming delegation from the governing board) constitute an allocation of current unrestricted funds. These designations can change at any time.

Any unrestricted resources designated to specific fund groups (plant, loan, or endowment) are included in such fund groups via a transfer. Transfers can be either mandatory or non-mandatory, depending on the circumstances. Mandatory transfers from one fund to another are those transfers arising, for example, from

- binding legal agreements related to the financing of educational plant and equipment, and
- grant agreements with agencies of the federal government, donors, and other organizations to match gifts and grants.

Non-mandatory transfers from one fund to another are made at the discretion of the governing board.

The recipient of a fund transfer accounts for the transaction as a transfer in. The provider of a fund transfer accounts for the transaction as a transfer out.

Expenditures of funds from contracts, grants and gifts provided by external parties (federal, state and local governmental units and the private sector) are normally subject to conditions and/or controls issued by contracting and granting agencies (contracts and grants) or by donors (gifts). Expenditures of Endowment earnings may occur on a current basis but may be restricted as to purpose. Federal financial aid, endowed scholarships and research grants are the major categories of Restricted Current Funds.

Higher Education Funds (HEF)

Allocations of Higher Education Funds are provided to those higher educational institutions not receiving revenues from the Permanent University Fund. These Constitutional Funds (Article VII, Section 17) remain in the State Treasury as General Revenue. HEF funds primarily support capital costs related to Educational and General activities. Institutions are allowed to expend up to 50% of their annual HEF allocation to support the cost of debt service on eligible projects.

Texas Public Education Grant (TPEG) Funds

The Texas Legislature has provided this measure of financial assistance to students. Pursuant to Education Code 56.033, Institutions must set aside a portion of funds from statutory tuition revenues to provide need-based scholarships and loans.

Office of Internal Audit

Audit and Compliance Plan Fiscal Year 2023



Carole M. Fox, CPA
Chief Audit Executive, Texas State University System

Ramona Stricklan, CIA, CFE
Director, Lamar Components

Kelly Blissett, CPA, MBA
Director, Sam Houston State University

Scott Cupp, CIA, CCA
Director, Sul Ross State University

Mike Miller, CIA, CGAP
Director, Texas State University

Kelly Wintemute, CCEP, MBA
Compliance Officer, Texas State University System

TABLE OF CONTENTS

INTRODUCTION AND PURPOSE.....	1
AUDIT AND COMPLIANCE PLAN.....	3
APPENDIX A: RISK-BASED FUNCTIONAL AREAS.....	4

INTRODUCTION AND PURPOSE

The *Fiscal Year 2023 Audit and Compliance Plan* (“Plan”) documents functional areas the Office of Internal Audit intends to devote resources to during fiscal year 2023. The Plan satisfies statutory responsibilities outlined in Section 2102.008 of the Texas Government Code, the Texas State University System *Rules and Regulations*, and applicable auditing standards. The number of hours budgeted to perform all activities in the Plan totals 23,773.

Plan Categories

The Plan is divided into three different categories:

- **Statutory Audits and Activities:** Projects required by law for all institutions and System Administration.
- **Risk-Based Functional Areas:** Projects allocated amongst the institutions based on risks identified during the annual risk assessment process and subsequently categorized by functional area. The presentation of these projects is different than in prior years: rather than listing the specific projects to be performed at each institution and System Administration, the Plan identifies the functional areas where projects will be performed. See the section entitled “Risk Assessment Process” below for more information.
- **Other Activities:** Projects required by grant agreements or third parties; consulting and advisory services; special projects such as time-sensitive management-requested reviews or investigations; identification and communication of emerging compliance requirements; liaising with external auditors; and other functions designed to assist management in mitigating risks.

Risk Assessment Process

Because of the increase in the number of statutorily-required projects and activities, audit resources available for risk-based projects have diminished. Therefore, it is critical that such projects focus on areas where independent reviews will provide the most value to the Texas State University System as a whole. In order to identify such projects, the Office of Internal Audit uses a two-phase risk assessment process.

The first phase is the annual risk assessment, used to build this Plan. (Texas Government Code 2102.005 requires audit plans to be developed “*utilizing risk assessment techniques.*”) The collective risk assessments performed at the institutions and System Administration included, but were not limited to, the following:

- Soliciting input from the Board of Regents, the Chancellor, Vice-Chancellors, and Component Presidents and management;
- Consulting with oversight entities regarding emerging concerns;
- Considering national trends within higher education;
- Evaluating materiality;
- Assessing the potential impact of negative public scrutiny; and
- Utilizing professional judgment and knowledge gained from prior projects regarding areas of risk.

The risk assessments considered a myriad of risks, including those associated with the ongoing impact of COVID-19, fraud, contract management, benefits proportionality, and information technology (including those associated with Title 1, Texas Administrative Code, Chapter 202, *Information Security Standards*). The risk assessments also considered work performed by external auditors, institutional risk appetites, and activities for which assurance or consulting engagements would be most helpful to management.

Upon completion of the annual risk assessment, identified risks were categorized into various functional areas, such as Financial Management, Academics and Instruction, and Outsourced Services. In creating the functional areas, we considered the various organizational structures within the Texas State University System, the Risk Dictionary classifications created by the *Association of College and University Auditors*, and the functional expense classifications promulgated by the *National Association of College and University Business Officers* for financial statement reporting purposes.

Each functional area contains numerous activities, processes, and operations that could be the subject of an audit. (See Appendix A.) Except for compliance reviews (which are typically conducted on a system-wide basis), the various functional areas and the specific projects selected for review in those functional areas vary amongst the institutions and System Administration depending on the level of risk. For example, a project in the Financial Management functional area at Lamar University could involve an audit of accounts payable, while a project in the Financial Management functional area at Sul Ross State University could involve an audit of accounts receivable. There could be no projects (or multiple projects) in the Financial Management functional area at Sam Houston State University.

The second phase (of risk assessment) occurs when audit resources become available to commence a project in a designated functional area. Although the first phase of the risk assessment provides clear indicators of auditable units that would benefit from review, some units are of higher risk than others, and sometimes, risks identified during the annual risk assessment become mitigated as time passes. Therefore, as project planning begins, we conduct additional assessments to pinpoint the activities best suited for review. This approach affords us the flexibility to ensure emerging risks are timely reviewed.

As in prior years, there may be circumstances that require us to devote resources to activities not outlined in the Plan. Per the *Rules and Regulations*, significant changes to the Plan require approval by the Chair of the Finance and Audit Committee. Also, consistent with prior years, the risk assessment identified high risk areas that were not included in the Plan due to finite resources.

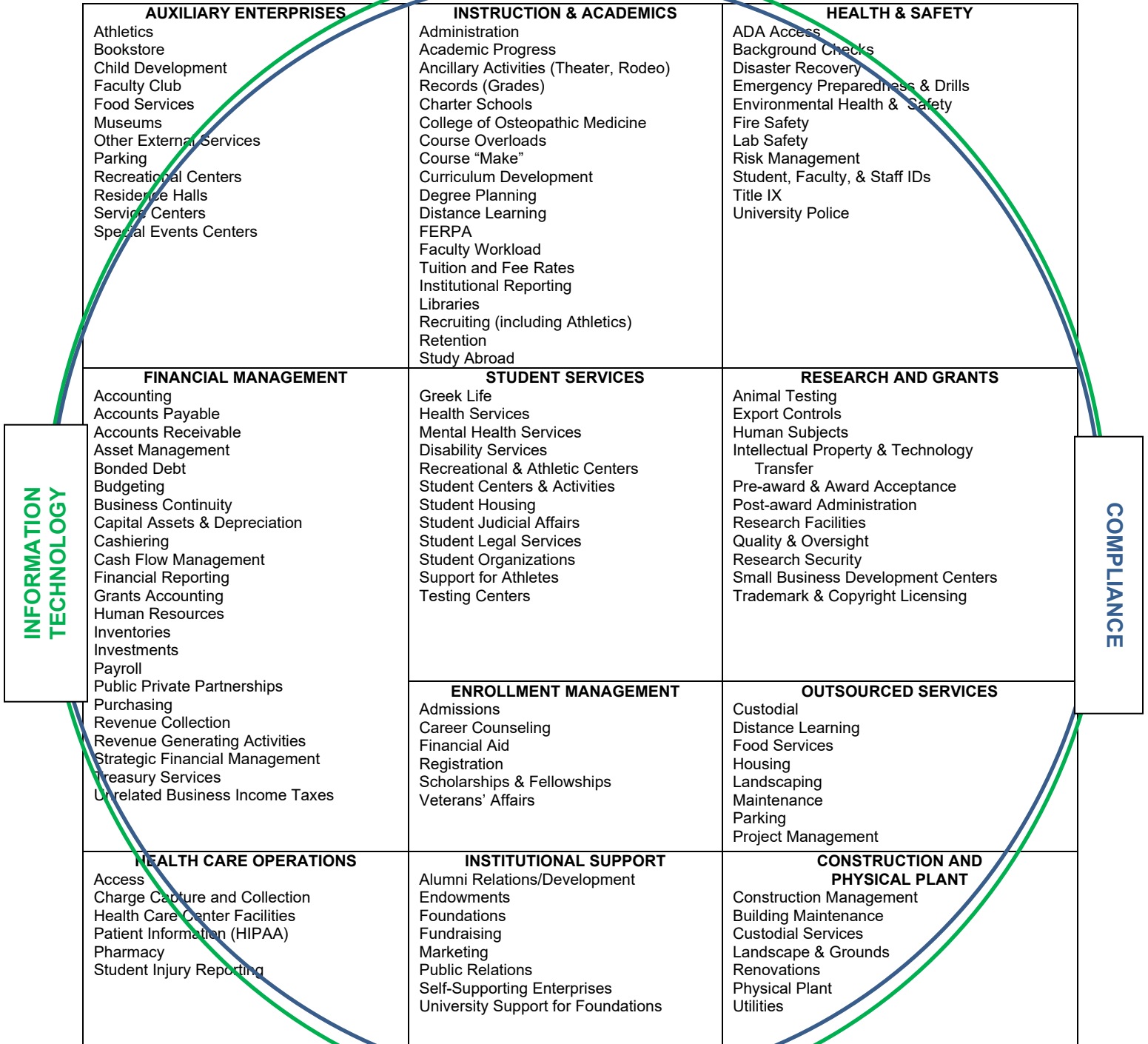
The Plan appears on the following page. Checkmarks, which represent one or more planned projects, are used to identify the functional areas at individual institutions and System Administration where the Office of Internal Audit plans to devote resources throughout the year.

**TEXAS STATE UNIVERSITY SYSTEM
AUDIT AND COMPLIANCE PLAN
FISCAL YEAR 2023**

STATUTORY AUDITS AND ACTIVITIES								
	LU	SHSU	SRSU	TXST	LIT	LSCO	LSCPA	System Administration
SB 20 – Annual Review	✓	✓	✓	✓	✓	✓	✓	✓
SB 20 – Contract Administration	✓	✓	✓	✓	✓	✓	✓	✓
THECB Facilities Audit		✓		✓				
Quarterly Follow-Up Reviews	✓	✓	✓	✓	✓	✓	✓	✓
Risk Assessment and Audit & Compliance Plan	✓	✓	✓	✓	✓	✓	✓	✓
Annual Internal Audit Report	✓	✓	✓	✓	✓	✓	✓	✓
Title IX Quarterly Reporting	✓	✓	✓	✓	✓	✓	✓	✓
Continuing Education	✓	✓	✓	✓	✓	✓	✓	✓
RISK-BASED FUNCTIONAL AREAS (See Appendix A)								
Auxiliary Enterprises		✓		✓				
Instruction and Academic Support	✓	✓	✓	✓	✓	✓	✓	✓
Health & Safety	✓	✓	✓	✓	✓	✓	✓	✓
Financial Management	✓	✓	✓	✓	✓			
Student Services	✓	✓	✓	✓	✓	✓	✓	✓
Enrollment Management	✓	✓	✓					
Research and Grants			✓	✓				
Outsourced Services				✓				
Health Care Operations	✓	✓	✓	✓	✓	✓	✓	✓
Institutional Support	✓	✓	✓	✓	✓	✓	✓	✓
Construction and Physical Plant	✓	✓	✓	✓				
Information Technology	✓	✓		✓	✓	✓	✓	
OTHER ACTIVITIES								
Clery Act	✓	✓	✓	✓	✓	✓	✓	✓
Special Projects	✓	✓	✓	✓	✓	✓	✓	✓
Third-Party Required Projects	✓	✓	✓	✓				
SACSCOC Assistance							✓	
Compliance Universe & State Due Date Database	✓	✓	✓	✓	✓	✓	✓	✓
Audit & Compliance Liaison Activities	✓	✓	✓	✓	✓	✓	✓	✓
Compliance Newsletter	✓	✓	✓	✓	✓	✓	✓	✓

APPENDIX A RISK-BASED FUNCTIONAL AREAS

This chart depicts examples of (but not all) subprocesses/activities within each functional area, many of which overlap. These activities represent potential auditable units; however, some activities inherently have higher risks than others. Finite resources preclude audits of every activity listed, including those known to have higher risks. Therefore, the absence of check-marks in the Plan for risk-based audits means that no work is planned in the corresponding functional area(s). Information technology and compliance risks surround all of the functional areas and exist within all operations.



Status Categories: Implemented; Verification of Implementation in Progress; In Progress; Planned; Factors Delay Implementation; Management Does Not Plan to Implement Recommendation

ITEMS PRESENTED IN RED ARE FROM AUDIT REPORTS ISSUED PRIOR TO JUNE 30, 2021

This report fulfills the statutory reporting requirements of Texas Government Code 2102.015 (d) and (e).

Report	Recommendations	Management's Most Current Response	Status (*)
LAMAR UNIVERSITY			
<p>Senate Bill 20 Required Audit for FY 2021 – Contract Administration, August 2021</p>	<p>The University should ensure that all purchases meeting the LBB reporting thresholds are identified (including utilities over \$50K and local/regional cooperative agreements over \$50K) and reported in compliance with the corresponding reporting timeframes and prioritization. Procedures should be developed or enhanced to assist in ensuring that reporting timeframes as outlined in the Texas Government Code, Texas General Appropriations Act, and TSUS Contract Management Handbook (CMH) are met. Action plans need to include steps that will be taken to bring the LBB Contract Data Base to a current state.</p>	<p>Two (2) newly hired Contract Specialists assisted with finalizing all past-due LBB reporting, to include purchases identified for the remainder of FY21 and part of FY22.</p> <p>Training material and guidance on the LBB website has been reviewed by applicable staff.</p> <p>It was determined that manually repopulating data onto a spreadsheet was not time efficient. An alternate process has been established. A report will be pulled from Cardinal Purch on a weekly basis. The Purchase Order and Total Contract Management data will be used to populate LBB. Prior to final submittal and once all information is verified, the LBB contract sheet will be printed and maintained within the department.</p> <p>All audit data from FY20 and FY21 has been reported.</p> <p>IT is currently undergoing restructuring. Once staffing is in place, the department will work with IT on automation options.</p> <p>Person Responsible: Amberr Melo, Director of Procurement & Payment Services Revised Timetable for Completion: February 28, 2022 (was FY 2021 data entry completed by September 30, 2021. FY 2022 and beyond, implementing weekly updates by October 31, 2021)</p>	<p>Implemented</p>
<p>Logical Access, September 2021</p>	<p>Issues, recommendations, and management action plans for this audit are actively being addressed. The details are not presented here due to exemptions allowed for information that relates to computer network security or to the design, operation, or defense of a computer network (Texas Government Code 552.139).</p> <p>There are three audit recommendations outstanding from this audit. The status for these items is:</p> <ul style="list-style-type: none"> ➤ Two recommendations: In Progress with milestone 1 completed ➤ One recommendation: In Progress 		

CICE, September 2021	Management should ensure that admissions policies are followed, and if exceptions are granted, there is a process for doing so, and the process and exceptions are documented.	Management will develop a formal policy outlining required approval processed for admissions exceptions. In the interim, any exception will be considered by the Provost and Vice President of Academic Affairs or designee effective immediately. Person Responsible: Dr. Brenda Nichols, Provost and Vice President for Academic Affairs Revised Timetable for Completion: May 31, 2022 (was March 31, 2022)	Implemented
	Management should ensure that policies and procedures are followed in lifting academic suspensions/holds and that documentation is maintained to support decisions when suspensions/holds are lifted.	Management will develop a formal readmission policy for suspended students which will articulate steps to be taken and provisions for subsequent enrollment if readmission is approved. Person Responsible: Dr. Daniel Brown, Associate Provost Revised Timetable for Completion: May 31, 2022 (was March 31, 2022)	Implemented
Reaud Data Center, January 2022	Issues, recommendations, and management action plans for this audit are actively being addressed. The details are not presented here due to exemptions allowed for information that relates to computer network security or to the design, operation, or defense of a computer network (Texas Government Code 552.139). There were five audit recommendations outstanding from this audit. The status for these items is: Implemented		

SAM HOUSTON STATE UNIVERSITY

Data Center Environment and Physical Security, December 2017	Issues, recommendations, and management action plans for this audit are actively being addressed. The details are not presented here due to exemptions allowed for information that relates to computer network security or to the design, operation, or defense of a computer network (Texas Government Code 552.139). There was one audit recommendation outstanding from this audit and the status is: Implemented .		
Banner Change Management, January 2019	Issues, recommendations, and management action plans for this audit are actively being addressed. The details are not presented here due to exemptions allowed for information that relates to computer network security or to the design, operation, or defense of a computer network (Texas Government Code 552.139). There was one audit recommendation outstanding from this audit and the status is: Implemented .		
Network Security Strategy, Policy, and Standards, January 2022	Issues, recommendations, and management action plans for this audit are actively being addressed. The details are not presented here due to exemptions allowed for information that relates to computer network security or to the design, operation, or defense of a computer network (Texas Government Code 552.139). There are three audit recommendations outstanding from this audit. The status for these items is: <ul style="list-style-type: none"> ➤ Two recommendations: Planned ➤ One recommendation: In Progress 		

<p>Scholarship Process Audit, April 2022</p>	<p>Management should define and document an acceptable timeframe for sending agreements to the Scholarship Office (SO) after signatures have been finalized on new agreements and should review if staff are meeting the expected timeframes to ensure timeliness of awards. Additionally, a procedure checklist should be completed for all new agreements to help ensure the process is being performed as expected and to monitor completion.</p>	<p>Utilize a comprehensive set-up checklist for all new and amended agreements to ensure that all steps in the process are completed. Within 2 weeks of donor executing the agreement, all steps on the set-up checklist must be completed.</p> <p>Utilize Adobe Sign to obtain signatures electronically on agreements in order to expedite the timeframe in which agreements are executed by all parties.</p> <p>Persons Responsible: Riley Kleppelid, Specialist IV – Campaign Coordinator, as supervised by Thelma Mooney, Associate Vice President for Development Timetable for Completion: March 15, 2022</p>	<p>Implemented</p>
	<p>Management should determine a secure method to store/share agreements and amended agreements electronically and provide appropriate access to the individuals who utilize them.</p>	<p>Work with IT@Sam to create a shared drive tool for storing agreements.</p> <ol style="list-style-type: none"> (1) Organize the folders within the shared drive by college or department, as appropriate, to ensure constant access by the users. (2) Scan all new and amended agreements to the shared drive for initial set-up. Scan all new and amended agreements thereafter as they are completed. (3) Provide easy access to the shared drive to the Scholarship Office and scholarship committee members across campus to ensure that the most current agreement is utilized for awards. (4) Set up a system to provide controlled and appropriate access to the shared drive. <p>Persons Responsible: Riley Kleppelid, Specialist IV – Campaign Coordinator, as supervised by Thelma Mooney, Associate Vice President for Development Timetable for Completion: July 31, 2022</p>	<p>In Progress</p>
	<p>Management should continue to work with the Controller's Office to ensure the accuracy and transparency of donor disclosure statements.</p>	<p>Reformat annual report to the donors to provide more detail and transparency of data in a more professional layout. Status Update: Reformatting of report is complete.</p> <ol style="list-style-type: none"> (1) Work with IT@ Sam (Business Analyst) to remap data to new report format. <i>Status Update:</i> Remapping of data from the new accounting practices to the new report format for 08/31/2021 report is complete. Work on new methods of more efficiently querying databases for 2022 annual report has begun. (2) Work with SHSU Controller to develop the process to ensure accuracy of the data for future annual reports. 	<p>In Progress</p>

		<p><i>Status Update:</i> Accuracy of reports for 08/31/2021 was achieved.</p> <p>Person Responsible: Russell Barnett, Director of Major Gifts Revised Timetable for Completion: November 30, 2022 (was November 15, 2022)</p> <ol style="list-style-type: none"> a. New format of the annual report to the donors was completed March 15, 2022 and will be utilized for the FY20-21 report. b. Future annual report to the donors will return to the standard mailing timeframe of November 30, 2022 (was originally November 15, 2022). 	
	<p>Management should develop a framework of guidance, training, and reference material addressing the comprehensive scholarship process to include but not be limited to: expectations (e.g., scholarship awarding timelines), best practices for the industry, and information addressing issues that commonly arise among committees to reduce frequently occurring issues/errors. Due to the cross divisional nature of the scholarship process, ideally this should be collaboratively developed and distributed, for cohesive and integrated communication, contributing to a better understanding by all parties involved.</p> <p>To help ensure committees have the correct available balances to make award decisions, management should develop a report providing those balances to the committees, therefore improving the efficiency and accuracy of award amounts, and avoiding under or over-awarding.</p> <p>Management should consider providing liaisons from Academic Affairs and University Advancement to assist selection committees to synergistically improve efficiency and to provide additional assistance and oversight for the overall scholarship process, including spot verification of recipients to ensure there are no changes to eligibility, prior to funding.</p>	<p><i>(Combined Management Response from University Advancement, Financial Aid & Scholarships Office, and Academic Affairs)</i> Academic Affairs leadership agrees with the recommendation to develop and distribute a framework of guidance, training, and reference materials related to the scholarship process. Implementation includes a plan for the Academic Budget Officer to collaborate with the SHSU Scholarship Coordinator and appropriate staff from University Advancement on the development and distribution of the framework by May 31, 2023.</p> <p>Academic Affairs leadership also agrees that a report should be developed to provide accurate scholarship balances to the selection committees, and the Academic Budget Officer will work with the SHSU Scholarship Coordinator and University Advancement staff to facilitate the development and distribution of such reports.</p> <p>Academic Affairs leadership agrees to provide a scholarship liaison and has selected the Academic Budget Officer to function as such within the division. The Academic Budget Officer will work in conjunction with the scholarship selection committees to improve efficiencies and assist with financial aspects of the selection process. Additionally, they will provide oversight for the overall scholarship process and work to help develop reporting tools that can be used to verify eligibility of recipients prior to award disbursement. To provide this additional assistance and oversight, it is essential that the Academic Budget Officer and the SHSU Scholarship Coordinator be invited to participate in all scholarship committee meetings. Academic Affairs leadership will instruct the Academic Deans to disseminate</p>	<p>In Progress</p>

		<p>this information to the scholarship committees within their respective colleges as soon as possible.</p> <p>Collaborate with the Scholarship Coordinator and University Advancement to develop and distribute the recommended framework. Assist with the development and distribution of reports reflecting accurate scholarship balances. Academic Affairs Scholarship Liaison selection; Provision of assistance to scholarship committees; Assistance with development of reporting tools to verify eligibility; Academic Affairs leadership will request that Academic Deans notify scholarship committees that the Academic Budget Officer and Scholarship Coordinator are to be invited to all scholarship committee meetings.</p> <p>University Advancement has also requested additional staff to actively work with the Scholarship Office and committee members across campus to ensure accuracy and timeliness of awards as well as compliance with the term of the agreement.</p> <p>Persons Responsible: DeLynn Say, Academic Budget Officer; Lacey Price, Scholarship Coordinator and Thelma Mooney, Associate Vice President for Development Timetable for Completion: May 31, 2023</p>	
	<p>Management should implement a policy to monitor scholarship available balances after each award selection period; those accounts that retain an amount over a threshold established by management should be evaluated and addressed by either reinvestment of funds into the respective endowment account, awarding additional scholarships, or by determining and documenting (for posterity) the rationale for not fully utilizing spendable funds.</p>	<p>a. Develop and run a report of fund balances in April after the scholarship awards for next academic year have been selected to determine unawarded dollars.</p> <ol style="list-style-type: none"> 1) Report format: April balance minus awards for the following academic year 2) Compare April balance to: (a) amount of annual earnings distributed from the endowment, and (b) amount of current fiscal year awards 3) Determine and document any anomalies that may justify not fully utilizing available spendable funds 4) Work with the departments to determine and document rationale for not utilizing available funds and potentially re-investment of funds to maximize earnings potential <p>b. Process may be periodically revised as warranted by the analysis or circumstances.</p> <p>Person Responsible: Russell Barnett, Director of Major Gifts Revised Timetable for Completion: August 31, 2022 (was</p>	<p>Factors Delay Implementation</p>

	<p>Management should advise committees to review scholarship selections prior to the beginning of the award year and funding being released to student accounts to verify that recipients meet established criteria.</p>	<p>April 30, 2022)</p> <p><i>(Combined Management Response from Financial Aid & Scholarships Office and Academic Affairs)</i> Management agrees with this recommendation. During annual meetings with scholarship committees, this will be reiterated. The Scholarship Coordinator will work with the Academic Affairs liaison to be sure committees review their selected recipients and that they are still eligible for their award.</p> <p>After grades are final and prior to disbursement for the next term, recipients will be evaluated using Blackbaud Award Management to ensure each selected recipient is still meeting the specific qualifications for each scholarship. A report will be pulled and reviewed by the Scholarship Coordinator, and they will collaborate with University Advancement and the Academic Affairs Scholarship Liaison to determine what action should be taken and communicate with the department and student.</p> <p>Persons Responsible: Lacey Price, Scholarship Coordinator and DeLynn Say, Academic Affairs Budget Officer Timetable for Completion: August 31, 2022</p>	<p>In Progress</p>
--	--	--	--------------------

SUL ROSS STATE UNIVERSITY			
<p>Multi-hazard (Compliance Review), May 2021</p>	<p>Sul Ross State University should fully address infrastructure in the Active Attack Response and Training Plan.</p>	<p>Sul Ross staff updated and implemented a campus-wide training plan and provided campus-wide trainings in Fall, Spring and Summer 22. Training efforts will continue each semester going forward. Sul Ross staff will work to document the management of infrastructure in the Active Attack Response and Training Plan.</p> <p>Persons Responsible: Jessie Lara, Executive Director, Physical Plant; Bob Jacob, Director, Facilities, Planning and Operations; Jacob Fuentes, Chief Information Officer; Kent Dunegan, Director of Public Safety; Omar Madrid, Sargent, University Department of Public Safety; Ben Telesca; Vice President for Student Affairs; Brandy Snyder, Dean of Students, Jim Goodman, Vice President for Finance and Operations Revised Timetable for Completion: August 31, 2022 (was March 31, 2022)</p>	<p>In Progress</p>

TEXAS STATE UNIVERSITY

<p>Physical Entry Access Controls Audit, December 2016</p>	<p>Issues, recommendations, and action plans for this audit are being addressed. The details are not presented here due to exemptions allowed for information that relates to risk or vulnerability of persons or property, including critical infrastructure, to an act of terrorism or related criminal activity (Texas Government Code 418.177(2)).</p> <p>There are three audit recommendations outstanding from this audit and their status is: Verification of Implementation in Progress. The Revised Timetable for Completion dates are May 1, 2022, May 15, 2022, and June 1, 2022.</p>		
<p>Environmental Health, Safety, and Risk Management (EHSRM) Key Safety Positions, May 2019</p>	<p>EHSRM management should coordinate with the University Planning and Assessment Director to convert the EHSRM Policies and Procedures Statements (PPS) into University Policy and Procedure Statements (UPPS) and ensure that the policies are prepared, reviewed, and published in accordance with <i>UPPS 01.01.01 – Policy and Procedure Statement System</i>.</p>	<p>Progress continues on policies. UPPS 04.05.03 Fire Safety Policy has posted. (Completed). UPPS 04.05.04 Fire Alarms, Fire Drills and Facility Evacuations has posted. (Completed.) UPPS 04.05.08 Laser Safety has posted. (Completed). UPPS 04.05.17 was assigned to two policies. The Respiratory Protection Program was assigned to 04.05.19 and has posted. (Completed). UPPS 04.05.05 Hazard Communication Policy has been approved by the President's Cabinet. Anticipate posting July 1 or 15. UPPS 04.05.07 Radiation Safety Policy has been approved by the President's Cabinet. Anticipate posting July 1 or 15.</p> <p>Person Responsible: Wendy McCoy, Director Environmental, Health, Safety, Risk and Emergency Management (EHSREM) Revised Timetable for Completion: July 31, 2022 (was June 1, 2020)</p>	<p>In Progress</p>
	<p>EHSRM management should develop and implement procedures that ensure compliance with departmental PPSs for designation of Hazardous Materials Coordinator (HMC) and Hazard Communication Act (HCA) contacts.</p>	<p>UPPS 04.05.05 Hazard Communication Policy has been approved by the President's Cabinet. Anticipate posting July 1 or 15.</p> <p>Person Responsible: Wendy McCoy, Director EHSREM Revised Timetable for Completion: July 31, 2022 (was December 31, 2019)</p>	<p>In Progress</p>
	<p>Management should develop and implement procedures that ensure compliance with departmental PPS for appointment and training of Safety Coordinators.</p>	<p>The Building Emergency Coordinator (BEC) program has grown from 145 BECs to 285 BECs. On June 9, 2022, a training video was provided by email with 76% opened (MS Viva Insight). Through the training, the BECs were notified of their responsibilities. 54 BECs have completed the BEC 101 training since June 09, 2022. The video training titled BEC 101, explains the BEC program and the roles, responsibilities, and importance of the position. Skywarn training, taught by a meteorologist from the NWS was conducted on June 21 which attracted 64 attendees. Emails</p>	<p>In Progress</p>

		<p>are received daily from viewers who have watched the online trainings. Total numbers are based on emailed responses received since June 10, 2022. The next training is scheduled in August 2022 and will address active attack in the workplace. A UPPS outlining the program and duties of BECs has been drafted and is currently under review by the Director of EHSREM.</p> <p>Person Responsible: Wendy McCoy, Director EHSREM Revised Timetable for Completion: December 31, 2022 (was June 1, 2020)</p>	
<p>Missing, Stolen, and Off-site Computer Equipment Audit, January 2021</p>	<p>Materials Management and Logistics (MM&L) should educate department heads and account managers on the requirements and processes for reporting missing or stolen assets to MM&L and the Chief Information Security Officer (CISO).</p>	<p>Education of departments during this year's annual inventory completed June 30, 2022. Account manager or representative to add names to Responsible Cost Center RFID inventory list and MM&L will verify these procedures are followed. These procedures will also be taught to attendees of the Financial Services training on July 26, 2022.</p> <p>Person Responsible: Frank Gonzalez, Director of MM&L Revised Timetable for Completion: 1) UPPS 05.01.01 update completed January 31, 2022 (was October 15, 2021). 2) Education of Department Heads and Account Managers by August 31, 2022 (was February 28, 2022)</p>	In Progress
	<p>MM&L should coordinate with the CISO to design and implement effective and efficient processes to improve notifications to the CISO from departments and MM&L when missing/damaged or stolen assets are identified. Specifically: 1) A process to improve submission and timeliness of notification reports by department heads and account managers to the CISO. An option is designing and implementing an automated version of the stolen and missing/damaged property notification forms similar to other automated forms on the University "Report It" webpage. Automation of the forms would help ensure collection of required information and proper routing of information to responsible departments for required action (i.e., MM&L, UPD, and CISO). 2) A process to ensure MM&L immediately communicates to the CISO any assets that were determined to be stolen or missing/damaged during the annual inventories or when MM&L is informed outside of the annual inventories.</p>	<p>Update of UPPS 05.01.01 was complete as of January 31, 2022, and the Property Management Office is consistently and timely reporting Missing and Stolen computers to the CISO as of January 31, 2022.</p> <p>Person Responsible: Frank Gonzalez, Director of MM&L Revised Timetable for Completion: January 31, 2022 (was August 31, 2021).</p>	Implemented
	<p>Management should revise UPPS 05.01.01 section 04.02 Stolen or Damaged Property to ensure consistency with</p>	<p>Notification of changes in UPPS 05.01.01 sec. 04.02 relating to account manager duties and the new duties being done</p>	Implemented

	<p>established requirements, defining assets for reporting, and proper identification of departments for notification; and the approved revisions should be communicated to all departments. These revisions should address terms and clarifications for areas including, but not limited to: “missing” property, “information resources” in place of “any fixed or portable storage device or media,” and “Chief Information Security Officer” in place of “IT Security.”</p>	<p>by MM&L personnel are being sent in e-mail inventory notifications to account managers.</p> <p>Person Responsible: Frank Gonzalez, Director of MM&L Revised Timetable for Completion: UPPS 05.01.01 update completed by January 31, 2022 (was August 31, 2021) and changes communicated to departments by April 30, 2022 (was November 30, 2021).</p>	
	<p>MM&L should review the current requirements for tracking portable assets in the off-site asset log and determine whether departments need to comply with UPPS 05.01.01 section 05.01 or document an acceptable alternative. MM&L should then educate departments on the requirements and implement procedures to ensure off-site use of assets is being appropriately documented.</p>	<p>Education of departments during this year’s annual inventory completed June 30, 2022. Account manager or representative to add names to Responsible Cost Center RFID inventory list and MM&L will verify these procedures are followed. These procedures will also be taught to attendees of the Financial Services training on July 26, 2022.</p> <p>Person Responsible: Frank Gonzalez, Director of MM&L. Revised Timetable for Completion: 1) UPPS 05.01.01 update completed January 31, 2022 (was August 31, 2021). 2) Education of departments and verification of procedures by August 31, 2022 (was March 31, 2022).</p>	In Progress
Business Continuity Program Audit, April 2021	<p>Management should review the University’s current Business Continuity Plan (BCP) needs and either revise the 2014 Continuity of Operations Plan (COOP) or develop and implement a new COOP.</p>	<p>The rewrite of the 2014 COOP document has begun and is on track for completion.</p> <p>Person Responsible: Wendy McCoy, Director EHSREM Revised Timetable for Completion: July 31, 2022 (was November 30, 2021).</p>	In Progress
	<p>Management should ensure a revised or new COOP has adequate accompanying business processes put in place and sufficient resources assigned to support the University’s expectations that continuity of operations planning is implemented in a manner that enables the University to restore critical business functions efficiently and effectively, either in place or in a new location, due to a business disruption. Specifically,</p> <p>1) Policies and procedures to communicate the importance/requirement of business continuity planning and to ensure Plans contain quality content aligned with divisional Plans and the University’s COOP; and 2) Resources in the form of funding and personnel to ensure communication, training, testing, and review of business continuity planning occurs, as necessary.</p>	<p>COOP policy has been drafted and is being reviewed by the EHSREM department director. It will be submitted as a UPPS. EHSREM has adjusted workloads of existing staffing and assigned an additional employee at 30% of their duties to assist with the refinement of the COOP program. Emergency Manager is attending COOP training with SORM to assist in plan refinement.</p> <p>Person Responsible: Wendy McCoy, Director EHSREM Revised Timetable for Completion: December 31, 2022 (was May 31, 2022)</p>	In Progress

	Management should ensure periodic reviews of Quali Ready user accounts are conducted at least annually, documented, and have documented management approval. The documented reviews should be maintained in accordance with the University's record retention schedule.	The rewritten language of the overarching COOP plan will incorporate review cycles and annual reviews of the list of plan managers and editors. All reviews will be in accordance with the University's record retention schedule. Plan reviews continue and will be assisted by the 30% employee. Person Responsible: Wendy McCoy, Director EHSREM Revised Timetable for Completion: July 31, 2022 (was May 31, 2022)	In Progress
TXST-21-006 Procurement of Technology Services from External Vendors, October 2021	Management should strengthen vendor setup processes in MarketPlace to ensure vendors who offer technology hardware are assigned the proper Supplier Class of PC Vendor to ensure that workflow controls route hardware purchases for the required Division of Information Technology technical reviews.	Although vendor reviews have been occurring, specific documentation was not being kept. The meeting agenda for the Information Technology Business Service (ITBS) and Procurement and Strategic Sourcing (P&SS) meeting now reflects this review, and documentation will be maintained by P&SS for verification. Person Responsible: Dan Alden, Director of P&SS, and José Rodríguez, Director of ITBS Revised Timetable for Completion: June 30, 2022 (was March 31, 2022)	Implemented
	Management should review the workflow routing for required reviews of technology purchases in MarketPlace to ensure the design of the controls support current procurement business rules. The resulting controls for the business rules and associated processes that support the controls should be documented and shared between Procurement and Strategic Sourcing, Information Technology Business Services, and any other department responsible for ensuring that business rules are followed or that may be impacted by the controls.	As a follow up, the workflow in Marketplace for hardware IT GLs has been completed. This includes the workflow review of Information Security Office (ISO), Electronic and Information Resources Accessibility Coordinator (EIRAC), Information Technology Assistance Center (ITAC), and ITBS. We have tested requisitions and this workflow is currently in production. Person Responsible: Dan Alden, Director of P&SS, and José Rodríguez, Director of ITBS Timetable for Completion: March 31, 2022	Implemented
	Management should educate purchasers on the requirements for correctly assigning technology products and services GL accounts to purchase requisitions when they are created.	As a follow up, Procurement continues to provide training to departments for procurement practices, including IT purchases, on a one-on-one basis for their unique purchases. Finance and Support Services (FSS) Quarterly meetings continue to be in place for training and information sharing. This not only covers the procurement process of the requisition, but contract requirements as well, such as TX-RAMP. Person Responsible: Dan Alden, Director of P&SS, and José Rodríguez, Director of ITBS Timetable for Completion: March 31, 2022	Implemented

	<p>Management should ensure changes to purchase orders are communicated to relevant departments, electronically documented, and the documentation is attached to the purchase order in SAP. Specifically,</p> <ul style="list-style-type: none"> . Changes to the general ledger number should be documented, . If the requisition for technology services did not receive the required reviews by the Division of Information Technology, the purchase should be communicated to the departments responsible for the information technology reviews. . The communication and any reviews as a result of the communication should be documented and attached electronically to the purchase order in SAP. 	<p>Office of Internal Audit (OIA) has been provided an example of a changed GL#, including screenshots showing the rerouting through workflow following the change. We will continue to work with the OIA to supply sufficient documentation demonstrating our implementation.</p> <p>Person Responsible: Dan Alden, Director of P&SS, and José Rodríguez, Director of ITBS Revised Timetable for Completion: June 30, 2022 (was March 31, 2022)</p>	<p>Implemented</p>
	<ul style="list-style-type: none"> . Management should ensure that University personnel directly involved in contract negotiations for the purchase of information resources technologies have completed required contract negotiation for the purchase of information resources technologies training developed and provided by the DIR. The completion of the required training should be documented and maintained for all personnel involved in contract negotiations for information technology resources. 	<p>Staff have completed the DIR IT Purchasing Training as part of the Continued Education Units to continue their certification. In addition, new employees will be required to complete this training when they are hired. A copy of the certificate is kept with personnel files for tracking purposes.</p> <p>Person Responsible: Dan Alden, Director of P&SS, and José Rodríguez, Director of ITBS Timetable for Completion: March 31, 2022</p>	<p>Implemented</p>

<p>LAMAR INSTITUTE OF TECHNOLOGY</p>
<p>No Recommendations Outstanding</p>

<p>LAMAR STATE COLLEGE ORANGE</p>
<p>No Recommendations Outstanding</p>

LAMAR STATE COLLEGE PORT ARTHUR

Senate Bill 20 Required Audit for FY 2021 – Contract Administration, August 2021

The College should ensure that all purchases meeting the LBB reporting thresholds (including change orders) are reported in compliance with the corresponding reporting timeframes. Procedures should be developed or enhanced to assist in ensuring that reporting timeframes as outlined in the Texas Government Code Texas General Appropriations Act, and TSUS CMH are met.

The college has reported the contracts that meet the LBB reporting requirements and procedures were updated where applicable to assist with the reporting process.

Person Responsible: Maria D. Garcia, Director of Purchasing and Contracts
Revised Timetable for Completion: February 28, 2022 (was December 31, 2021)

Implemented

SYSTEM ADMINISTRATION

No Recommendations Outstanding

APPENDIX – PLANNING AND CONSTRUCTION

EXECUTIVE SUMMARY

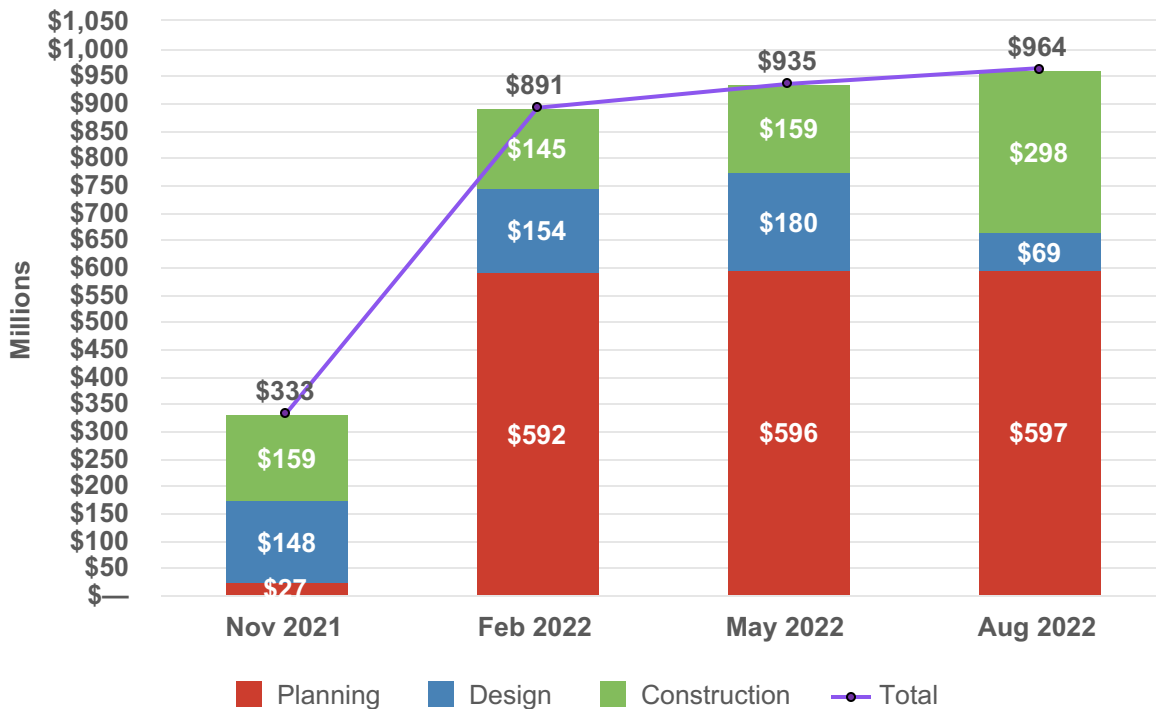
Planning and Construction Report

August 2022

Capital Project values, including post substantial completion projects, increased 4% in the current quarter from \$1,051 million to \$1,090 million. Active Capital Projects totaling \$964 million of project value in planning, design, or construction, increased 3% from the previous quarter's value of \$935 million. The increase in active Capital Project values is driven by the generous appropriation of capital funding by the recently concluded 87th Legislature.

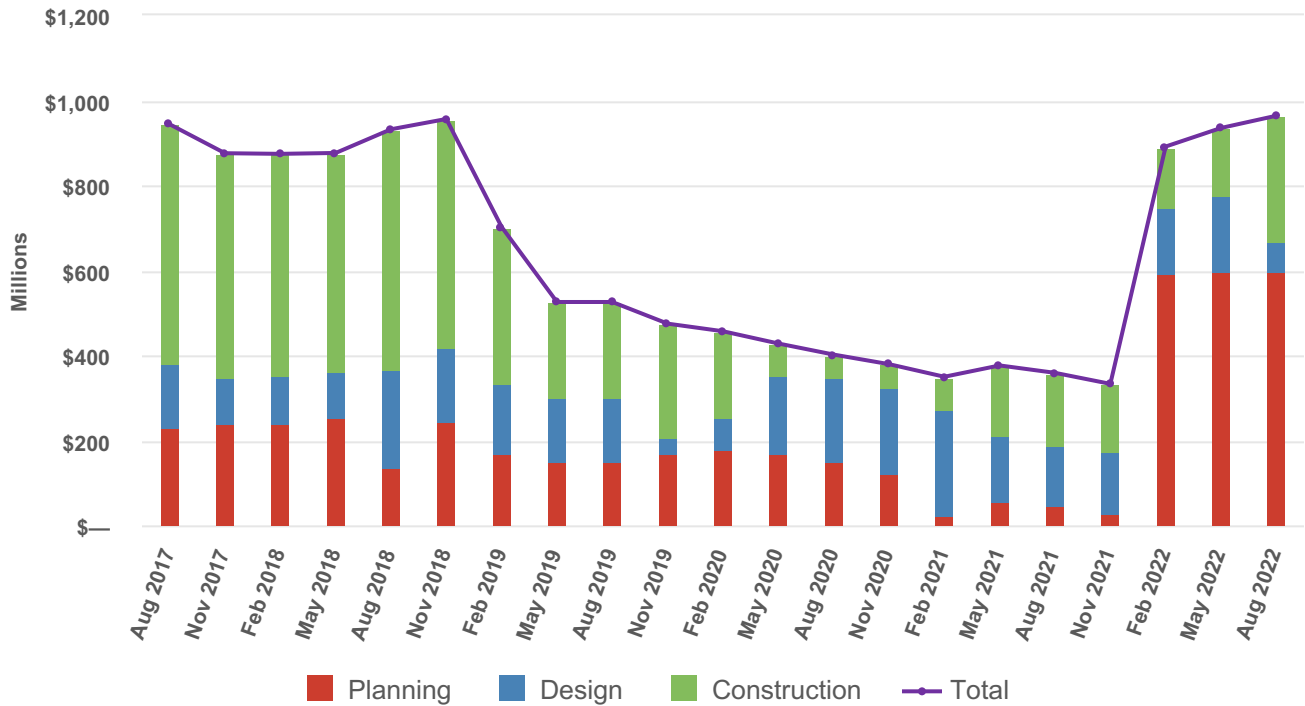
	Number of Projects	Project Value (millions)	Change from Previous Quarter
Planning	16	\$ 597	—%
Design	9	\$ 69	(62)%
Construction	25	\$ 298	87%
Total:	50	\$ 964	3%

Planning, Design, and Construction Activity



The long-term view shows a significant spike for the month of February 2022 that reflects the recent capital funding appropriations and a modest increase for May 2022 reflecting the addition of smaller projects.

Planning, Design, and Construction Activity



OVERVIEW OF CAPITAL PROJECTS

June 17, 2022

Data is as of June 17, 2022

TSUS Capital Projects (funding identified)

Component	Project Name	Est. Cost	Phase	Authority	Construction Start	Construction Finish	Notes
LIT	Workforce and Allied Health Training Center	\$ 37,435,695	2-Programming	BOR	TBD	TBD	New project funded by 87th (3rd) Legislature
LIT	HVAC and Lighting Improvements	\$ 5,800,000	3-Procurement	BOR	TBD	TBD	
LIT	Truck Driving Center	\$ 2,229,344	8-Close-out	Delegated	June, 2021	April, 2022	Working on close-outs
LIT	TA Buildings 1,4,5 Renovations/Replacement (Student Success Building)	\$ 7,417,519	8-Close-out	BOR	June, 2018	October, 2019	Working on close-outs
LSC-O	Mechanical, Manufacturing, and Maintenance Center	\$ 2,500,000	7-Construction	Delegated	June, 2022	December, 2022	5% complete with Phase 1 construction
LSC-O	Academic Building	\$ 37,435,695	4-Schematic Design	BOR	February, 2023	June, 2024	New project funded by 87th (3rd) Legislature
LSC-PA	Allied Health and Sciences Building	\$ 54,826,394	1-Planning	BOR	TBD	TBD	New project funded by 87th (3rd) Legislature and possible EDA Grants
LSC-PA	Commercial Driver Education and Examination Center	\$ 4,919,000	7-Construction	BOR	May, 2022	March, 2023	1% complete with construction
LSC-PA	Industrial Training Center Renovation	\$ 6,000,000	7-Construction	BOR	April, 2021	August, 2022	85% complete with construction
LSC-PA	Ruby Fuller Building Renovation	\$ 7,142,325	8-Close-out	BOR	August, 2020	June, 2021	Working on close-outs
LU	Signature Centers Renovation	\$ 2,700,000	6-Construction Documents	President	TBD	TBD	
LU	Galloway Lobby Renovation	\$ 2,000,000	1-Planning	President	TBD	TBD	
LU	Dean of Arts and Sciences Office Relocation	\$ 2,200,000	2-Programming	President	TBD	TBD	
LU	Mary & John Gray Library Renovation	\$ 61,000,000	2-Programming	BOR	TBD	TBD	New project funded by 87th (3rd) Legislature and other sources
LU	Cardinal Village Roof Replacement 2022	\$ 1,250,000	7-Construction	President	May, 2022	August, 2022	60% complete with construction
LU	Campbell Hall Building 28 Repair and Renovation	\$ 1,550,000	7-Construction	President	May, 2022	August, 2022	30% complete with construction
LU	Biology Lab Renovation	\$ 2,000,000	6-Construction Documents	President	TBD	TBD	
LU	Mechanical System Upgrades	\$ 2,000,500	7-Construction	President	November, 2021	August, 2022	90% complete with construction
LU	SBS Building Envelope Repair	\$ 3,300,000	6-Construction Documents	President	June, 2022	April, 2023	5% complete with construction
LU	Mary & John Gray Library Sprinkler System	\$ 5,500,000	7-Construction	BOR	February, 2021	June, 2022	99% complete with construction
LU	Roof Replacements 2020	\$ 1,500,000	7-Construction	President	February, 2021	August, 2022	90% complete with construction
SHSU	TEC Mechanical System Updates	\$ 6,500,000	4-Schematic Design	Delegated	May, 2023	August, 2025	
SHSU	Active Learning Center	\$ 40,000,000	2-Programming	BOR	TBD	TBD	New project funded by 87th (3rd) Legislature and other sources
SHSU	College of Osteopathic Medicine Parking Structure	\$ 26,200,000	3-Procurement	BOR	December, 2022	February, 2024	
SHSU	Health Professions Building (formerly Allied Health Sciences Building)	\$ 65,000,000	2-Programming	BOR	TBD	TBD	New project funded by 87th (3rd) Legislature
SHSU	University Plaza Level 5 Renovation	\$ 1,569,000	7-Construction	President	February, 2022	July, 2022	60% complete with construction
SHSU	Electrical Distribution Upgrades	\$ 1,917,000	7-Construction	President	February, 2021	June, 2022	99% complete with construction
SHSU	San Jacinto Hall (formerly North Residence Hall)	\$ 62,200,000	7-Construction	BOR	March, 2021	August, 2022	85% complete with construction
SHSU	New Parking Structure (Avenue I)	\$ 12,000,000	8-Close-out	BOR	January, 2021	May, 2022	Working on close-outs
SHSU	Recreational Sports Renovation and Expansion	\$ 9,500,000	7-Construction	BOR	March, 2022	July, 2023	8% complete with construction
SHSU	Holleman Field Artificial Turf	\$ 2,338,000	7-Construction	President	June, 2021	July, 2022	75% complete with construction
SHSU	Newton Gresham Library Renovation	\$ 15,791,000	8-Close-out	BOR	April, 2020	September, 2021	Working on close-outs
SHSU	Ron Mafrige Field House Renovation	\$ 15,618,000	8-Close-out	BOR	December, 2020	September, 2021	Working on close-outs
SHSU	East Central Plant Automation Upgrades	\$ 1,387,000	8-Close-out	President	April, 2021	May, 2022	Working on close-outs
SHSU	Tennis Complex - Phase 1	\$ 3,584,524	6-Construction Documents	President	TBD	April, 2023	
SHSU	Art Complex and Associated Infrastructure	\$ 37,000,000	8-Close-out	BOR	April, 2018	October, 2019	Working on close-outs
SHSU	Gibbs Ranch Equestrian Facility & Agriculture Labs (Phase 1)	\$ 22,000,000	7-Construction	BOR	June, 2022	September, 2023	0% complete with construction
SHSU	Gibbs Ranch Equestrian Facility & Agriculture Labs (Phase 2)	\$ 5,000,000	2-Programming	BOR	TBD	TBD	
SRSU	Fine Arts Facility Expansion	\$ 26,392,165	1-Planning	BOR	TBD	TBD	New project funded by 87th (3rd) Legislature

OVERVIEW OF CAPITAL PROJECTS

June 17, 2022

Data is as of June 17, 2022

TSUS Capital Projects (funding identified)

Component	Project Name	Est. Cost	Phase	Authority	Construction Start	Construction Finish	Notes
SRSU	Academic Building	\$ 33,119,359	1-Planning	BOR	TBD	TBD	New project funded by 87th (3rd) Legislature
SRSU	Museum of the Big Bend Annex	\$ 10,500,000	7-Construction	BOR	June, 2021	December, 2022	58% complete with construction
SRSU	Campus Access (Phase III)	\$ 2,500,000	7-Construction	Delegated	February, 2021	September, 2022	92% complete with construction
SRSU	Campus Access (Phase II)	\$ 2,101,000	7-Construction	Delegated	February, 2021	September, 2022	92% complete with construction
TSUS	Field Research Station	\$ 11,230,708	2-Programming	BOR	TBD	TBD	New project funded by 87th (3rd) Legislature
TxST	Switchyard and Generator Replacement	\$ 1,500,000	7-Construction	President	June, 2022	January, 2023	25% complete with construction
TxST	DHRL Butler Hall Outside Air Handling Units	\$ 1,054,450	7-Construction	President	June, 2022	July, 2022	75% complete with construction
TxST	DHRL Butler Hall Fire Suppression	\$ 1,218,747	7-Construction	President	June, 2022	July, 2022	75% complete with construction
TxST	Academic Services Building (North) HVAC/Controls Replacement	\$ 1,400,000	6-Construction Documents	President	May, 2022	August, 2022	25% complete with construction
TxST	JC Kellam Administration Building Reconfiguration	\$ 5,975,000	4-Schematic Design	President	TBD	TBD	
TxST	Bobcat Stadium End Zone Complex Expansion	\$ 37,000,000	3-Procurement	BOR	TBD	TBD	
TxST	STEM Academic Building (Hilltop Academic Building)	\$ 137,409,972	2-Programming	BOR	TBD	TBD	New project funded by 87th (3rd) Legislature and TSUS Bonds
TxST	Esperanza Hall (formerly Round Rock Health Professions Bldg. 2)	\$ 52,409,972	2-Programming	BOR	TBD	TBD	New project funded by 87th (3rd) Legislature
TxST	Nueces Building Renovation (previously Testing Center Relocation)	\$ 5,944,854	7-Construction	President	June, 2022	March, 2023	3% complete with construction
TxST	Live Oak Hall (previously Film & TV Studios / Aqua Sports Ctr. Renov.)	\$ 10,000,000	8-Close-out	BOR	May, 2021	May, 2022	Working on close-outs
TxST	Evans Auditorium Renovation	\$ 3,000,000	7-Construction	Delegated	February, 2022	August, 2022	50% complete with construction
TxST	Infrastructure Research Laboratory	\$ 18,200,000	7-Construction	BOR	August, 2021	September, 2022	75% complete with construction
TxST	ALERRT Center Office & Parking	\$ 1,900,000	7-Construction	Delegated	TBD	TBD	Project is on hold pending resolution of property ownership issues.
TxST	Bobcat Stadium Seating Anchor Replacement	\$ 2,200,000	8-Close-out	Delegated	November, 2021	May, 2022	85% complete with construction
TxST	Campus Potable Water System Upgrades	\$ 6,000,000	6-Construction Documents	Delegated	TBD	TBD	Project is on hold pending resolution of jurisdictional concerns.
TxST	DHRL New Residence Hall (Hilltop) Complex - Utilities	\$ 5,000,000	8-Close-out	BOR	Summer, 2019	March, 2020	Working on close-outs
TxST	DHRL New Residence Hall (Hilltop) Complex - Housing	\$ 125,165,442	7-Construction	BOR	May, 2022	May, 2024	3% complete with construction
TxST	Campus Wide Lighting Modifications	\$ 1,470,000	8-Close-out	Delegated	April, 2019	March, 2021	Working on close-outs
TxST	Pecan Building (previously University Police Department)	\$ 9,000,000	8-Close-out	BOR	October, 2020	October, 2021	Working on close-outs
TOTAL:		\$ 1,090,002,665					

June 17, 2022

TSUS Capital Projects (funding not secured)

Component	Project Name	Est. Cost	Phase	Authority	Construction Start	Construction Finish	Notes
TxST	Music Building	\$ 90,000,000	1-Planning	BOR	TBD	TBD	Capital Campaign In Progress

TOTAL: \$ 90,000,000

Detailed Breakdown*

Project Phase	Number of Projects	Total Project Value	Percent of Total
Planning/Programming/Procurement	16	\$ 597,024,265	54.77%
Design	9	\$ 68,895,219	6.32%
Construction**	25	\$ 297,827,993	27.32%
Post-substantial completion***	13	\$ 126,255,188	11.58%
TOTAL:	63	\$ 1,090,002,665	100%

* Includes projects approved for delegation to the Components by the Chancellor and Projects over \$1M under President's Authority

** See chart below for detail

*** Includes projects in close-out

Projects in Construction

Calendar Year	Number of Projects	Total Project Value	Percent of Total
Completion 2022	18	\$ 126,898,697	42.61%
Completion 2023	6	\$ 45,763,854	15.37%
Completion 2024	1	\$ 125,165,442	42.03%
TOTAL:	25	\$ 297,827,993	100%

**Lamar Institute of Technology
Summary
(as of June 17, 2022)**

I. Project Planning, Programming and Procurement

1) Workforce and Allied Health Training Center

Programmer: Facility Programming and Consulting Est. Cost: \$37,435,695

Pursuant to the updated Master Plan, LIT plans to build a 48,400 square foot Workforce and Allied Health Training Center for both credit and non-credit students. This will be a two-story building with an embedded high-bay instructional space. The first floor will hold the workforce instructional spaces, simulation environments, and task training room. The second floor will house allied health, and contain skills labs, pharmacy technician labs and a main testing room.

2) HVAC and Lighting Improvements

Programmer: Schneider Electric Est. Cost: \$5,800,000

This two-phase project will replace air handling units, control systems, indoor/outdoor lighting, and electrical infrastructure throughout the campus. It will result in energy performance savings and improved indoor air quality by upgrading existing mechanical and electrical system, implementing healthy buildings initiatives, and creating an asset management tool to optimize inventory control to facilitate current and future planning and purchases. The energy savings performance contract is being reviewed by TSUS legal counsel and Vice-Chancellor and Chief Financial Officer. Schneider Electric is ready to proceed as soon as the agreements are signed.

II. Design and Construction Document Phase

N/A

III. Construction Phase

N/A

IV. Completed Projects

3) Truck Driving Center – Delegated Project

Architect: PBK Architects, Inc. Est. Cost: \$2,229,344
Contractor: SpawGlass Construction Corp. Completion: April 1, 2022

LIT renovated the 6,192 gross square foot existing facility at 1150 Laurel Avenue.

This renovation created two classrooms, a truck driving simulator area with instructor viewing, faculty offices, staff lounge, new restrooms, and a reception and welcome center. The project is in the close-out phase.

4) TA Buildings, 1,4,5 Renovation/Replacement (Student Success Building)

Architect: PBK Architects, Inc. Est. Cost: \$7,417,519
Contractor: SETEX Construction Corp. Completion: October 30, 2019

The Student Success Building (TA-1) provides space for a one-stop shop for student success including Admissions, Advising/Outreach, Recruiting, Student Government Association, Financial Aid, Student Activities and Career Services, Teaching and Learning Center, Testing Center, Online Learning, and an Adjunct Suite. Also included is a multipurpose room, computer lab, and student gathering spaces. The project included demolition of the existing TA-1 Building. The project is in the close-out phase.

V. Final Reports

N/A

**Lamar State College-Orange
Summary
(as of June 17, 2022)**

I. Project Planning, Programming and Procurement

N/A

II. Design and Construction Document Phase

1) Academic Building

Architect: PBK Architects, Inc.	Est. Cost:	\$37,435,695
Contractor: TBD	Est. Completion:	June 8, 2024
Design Stage: Schematic Design		

The 51,141 square foot Academic Building will replace an existing facility which consists of three repurposed buildings, one of which was a bowling alley. The new facility will give students access to modern classrooms, labs, and the latest innovations in teaching technology, and will house classrooms, laboratories, faculty offices, the Information Technology Department, and Human Resources. The Architect for the New Academic Center has been hired and a virtual kick off meeting was held to discuss the programming and initial design concepts. The solicitation for Construction Manager-at-Risk services is ongoing with interviews scheduled for June 30, 2022.

III. Construction Phase

2) Mechanical, Manufacturing, and Maintenance Center– Delegated Project

Architect: Sigma Engineers	Est. Cost:	\$2,500,000
Contractor: Preferred Facilities Group	Est. Completion (Ph. 1):	Aug. 2022
Percent Complete: 5% (Phase 1)	Est. Completion (Ph. 2):	Dec. 2022
Percent Complete: 0% (Phase 2)		

This project will consist of two phases. Phase 1 is the renovation of a 1,500 square foot metal building. Renovation work will include a new three-phase electrical system, plumbing improvements, and HVAC systems, including a new air compressor and air outlets. Interior wall reconfigurations and new single use restroom are part of the project scope. Phase II includes the renovation of the façade, roof, and structural refurbishment of a 7,500 square foot metal building. Renovation also includes electrical and HVAC upgrades, internal space reconfiguration, including the addition of restrooms, a breakroom, offices, and a shop area. New parking, paving, and fencing are also part of the project. Phase 1 renovations are underway with the existing concrete parking lot in process of being removed. The 1,500 square foot metal building has been cleaned out and plywood walls removed in preparation for interior improvement work to begin.

IV. Completed Projects

N/A

V. Final Reports

N/A

**Lamar State College-Port Arthur
Summary
(as of June 17, 2022)**

I. Project Planning, Programming and Procurement

1) Allied Health and Sciences Building

Programmer: Facility Programming and Consulting Est. Cost: \$54,826,394

The new 74,391 square foot Allied Health and Science Building will be located adjacent to the existing Allied Health Building on Procter Street. The building will provide additional classroom and state-of-the-art laboratory space for future allied health programs and the college's current programs which include: Registered Nursing (RN), Licensed Vocational Nursing (LVN), Certified Nurse Aid (CNA), Surgery Technology and a Business Services Suite for campus-wide Services. Due to the reduced funding received, programming of the project has been postponed. LSCPA has applied for and is one of the top finalists to receive "Build Back Better" Economic Development Administration (EDA) grant funding. If successful, the grant funding will offset the reduced legislative appropriations. Once the project funding is resolved, programming of the proposed building will proceed.

II. Design and Construction Document Phase

N/A

III. Construction Phase

2) Industrial Training Center Renovation

Architect: PDG Architects, Inc. Est. Cost: \$6,000,000
Contractor: H.B. Neild, Inc. Est. Completion: Aug. 2022
Percent Complete: 85%

The EDA awarded \$4.8 million dollars to LSCPA for a building renovation and addition. The Industrial Training Center is designated to meet the growing needs for industrial craftsmen in Port Arthur, Texas. The training center will be located in the existing Armory Building, which is currently inactive. Metal panel installation is complete, window installation is complete, HVAC ductwork is almost complete and air handling units are in place. Masonry work is ongoing, drywall work is nearing completion, and painting and floor finish installation have begun. The contractor has been able to make up the lost time due to the recent accidental fire and is scheduled to be complete the project by August 2022.

3) Commercial Driver Education and Examination Center

Architect: PDG Architects, Inc. Est. Cost: \$4,919,000
Contractor: O'Donnell/Snider Construction, LLC Est. Completion: March 2023
Percent Complete: 1%

Lamar State College-Port Arthur received a grant from the of EDA to create a Commercial Driver Education and Examination Center on 26.69 acres donated by the Jefferson County Commissioners Court. The project includes a State Examination Center to support the timely flow of commercial drivers licensing. Following approval by EDA, the project delivery method was modified from hard bid to Construction Manager-at-Risk (CMR). A CMR was selected in early May and a Guaranteed Maximum Price proposal is due in late June.

IV. Completed Projects

4) Ruby Fuller Building Renovation

Architect: Sigma Engineers Est. Cost: \$7,142,325
Contractor: O'Donnell/Snider Construction, LLC Completion: June 30, 2021
Percent Complete: 100%

The Ruby Fuller Building Renovation project achieved substantial completion on June 30, 2021. Project closeout is underway.

V. Final Reports

N/A

**Lamar University
Summary
(as of June 17, 2022)**

I. Project Planning, Programming and Procurement

1) Dean of Arts and Sciences Office Relocation – Project Performed under President’s Authority

Programmer: In-house Est. Cost: \$2,200,000

The office of the Dean of Arts and Sciences is currently housed in the Carl Parker administration building. LU will relocate the Dean’s office to the second floor of the Tom Maes building, which is the home of several of the College’s academic departments. Some existing functions, including the student lounge, will be relocated to other underutilized spaces in the building to make way for the new Dean’s suite.

2) Galloway Lobby Renovation – Project Performed under President’s Authority

Programmer: N/A Est. Cost: \$2,000,000

The Galloway Building was built in 1957. Public restrooms have undergone very little improvements since then. This project will upgrade the restrooms off the first-floor lobby to be fully compliant with Texas Accessibility Standards. The two-passenger elevator is also original to the building and will be replaced with a modern multi-passenger elevator in a different location across the lobby. One of the monumental stairs may be removed and the other brought up to current building codes. The project is being planned in consideration of the potential relocation of certain program offices resulting in further interior renovations.

3) Mary & John Gray Library Renovation

Programmer: Facility Programming & Consulting Est. Cost: \$61,000,000

The proposed renovation of the existing library includes replacing aged systems and upgrading the facility to meet current codes, including Texas Accessibility Standards, as well as the renovation of all eight floors to develop a learning commons environment where students have access to physical and virtual resources, collaborative spaces to work on projects with other students, and quiet spots to study. The overall programmatic focus is to strengthen the Library’s role as a hub for learning to prepare graduates for entry into today’s global workforce. The renovated library also will house a modern Digital Learning Center to support the rapid growth and future success of LU’s online programs. Lamar University’s Center for Distance Education is currently housed in several buildings, none of which is functionally suited to the expanding needs of online course/program design, development, delivery, enrollment management, and marketing. The 87th (3rd) legislature approved bond funding of \$44.9 Million dollars. The total revised budget is an estimate and will be confirmed during the programming phase. The

balance of the final budget will be funded by HEF, Auxiliary funds, and gifts. Programming began in April and is expected to be complete in late August.

II. Design and Construction Document Phase

4) Biology Lab Renovation – Project performed under President’s Authority

Architect/Engineer: E&C Engineers/Scientia Est. Cost: \$2,000,000
Design Stage: Construction Documents

LU has begun the process of decommissioning the Hayes Biology Building, built in 1968. Most of the Biology lab classes have relocated to the new Science and Technology building. Planning efforts are underway to move Biology faculty to the Tom Maes Building for better proximity to their instructional labs. Several faculty continue to maintain lab space in the Hayes building for non-sponsored research. After initial evaluation, LU will convert existing underutilized space in the Chemistry Building to accommodate the Biology research needs. Design Development is complete, and Construction Documents are nearing the 50% stage.

5) Signature Centers Renovation – Project performed under President’s Authority

Architect: M. Arthur Gensler Jr. & Associates, Inc. Est. Cost: \$2,700,000
Design Stage: Construction Documents

The 87th Texas Legislature approved the creation of a new Center for Resiliency at Lamar University. The Center for Resiliency will focus on research, community outreach and teaching to support the body of knowledge surrounding disaster preparation, mitigation and recovery, especially for major storm events. As a newly created entity with a public focus, office space is needed to house the Center staff. LU has identified recently vacated space in the Cherry Engineering building and has also decided to create a combined "Signature Centers" office that includes the Center for Advances in Port Management and the Center for Midstream Management and Science. While each Center will have a unique identity within the suite, they can share combined office resources such as reception, conference space, break room and copy/work areas. The move will also free up valuable space in the Center for Innovation, Commercialization and Entrepreneurship and Science and Technology buildings for other uses. In addition to complete gutting and renovating the southeast corner of the Cherry Building, there will be some exterior façade renovations involved as new windows and a new exterior entrance will be created.

III. Construction Phase

6) Campbell Hall Building 28 Repair & Renovation - Project performed under President's Authority

Architect: PDG Architects, Inc. Est. Cost: \$1,550,000
Contractor: CMOST, LLC Est. Completion: August 2022
Percent Complete: 30%

During the summer 2018 flooring replacement project at Campbell Hall, significant structural damage from water infiltration was discovered in Building 28. At that time, a decision was made to shutter the entire building and create a new project to repair mold and water damage and then replace interior finishes. The design was completed, and the project was bid twice but came in over budget both times. Consequently, the project was put on hold in early 2020. The project resumed in late 2021. The scope entails the replacement and upgrade of interior flooring, replacement of mold-damaged siding, interior drywall, and structural members, upgrade of all interior lighting as well as exterior corridor lighting. Construction began in mid-May. Painting and fixture replacement is underway.

7) Cardinal Village Roof Replacement 2022 - Project performed under President's Authority

Architect: BRW Architects, Inc. Est. Cost: \$1,250,000
Contractor: CMOST, LLC Est. Completion: August 2022
Percent Complete: 60%

This project entails the replacement of roofs at Combs Hall and Morris Hall. The project scope includes replacement of shingles on all roofed structures at these two residence halls, as well as demolition of the rear cupola at Combs Hall and replacement with a hipped roof to correct long-term structural beam problems. Construction started in mid-May. Combs Hall shingle replacement is roughly 90% complete and Morris Hall shingle replacement is about 70% complete. Repair has begun on the cupolas and the project is expected to reach substantial completion in early-August.

8) Mary & John Gray Library Sprinkler System

Architect: PGAL Architects, Inc. Est. Cost: \$5,500,000
Contractor: SETEX Construction Corp. Est. Completion: June 2022
Percent Complete: 99%

The Mary and John Gray Library, built in 1976, retains most of its original major building systems that are past the end of their useful life. The building is eight stories, houses significant collections and student services, and did not have a fire sprinkler system. In addition to providing a sprinkler system throughout the Library, the project entails upgrades to the primary electrical systems and some ceiling replacement. A new generator and transformer have been installed. The sprinkler system was accepted and commissioned in May and is fully functional. There are a handful of very minor punch list items to be complete before Final Completion can be granted.

9) Mechanical System Upgrades – Project performed under President’s Authority

Engineer: Affiliated Engineers, Inc. Est. Cost: \$2,000,500
Contractor: A/W Mechanical Services, L.P. Est. Completion: Aug. 2022
Percent Complete: 90%

Campus building mechanical equipment is aging, and in some cases failing due to deterioration. LU Facilities Management has identified priorities for equipment replacement. This project entails replacing 22 air handling units and related fan coils or heating coils in five buildings. The engineer performed an onsite assessment of existing conditions in July and final construction document were advertised for competitive sealed proposals in October. The project was awarded in early November and work got underway immediately. All add alternates were accepted and are part of the scope. All new air handling units have been installed, are piped and working but some of the flow controls are back-ordered and expected to arrive in August. All affected zones will be tested and balanced in August.

10) Roof Replacements 2020 – Project performed under President’s Authority

Architect: Wiss, Janney, Elstner Associates, Inc. Est. Cost: \$1,500,000
Contractor: Gutier, LLC Est. Completion: August 2022
Percent Complete: 90%

LU Facilities identified Archer Physics, Otho Plummer and the Carl Parker buildings as the next highest priorities for roof replacements. The Archer Physics building is fully complete with the installation of the metal edge banding. The new roof membrane on the Otho Plummer building was completed in December and the roof is fully dried-in. Trim and edge banding remains to be completed. The new roof membrane on the Carl Parker building is complete except for some metal flashing and edge banding.

11) SBS Building Envelope Repair– Project performed under President’s Authority

Architect: PGAL Architects, Inc. Est. Cost: \$3,300,000
Contractor: SETEX Construction Corp. Est. Completion: April 2023
Percent Complete: 5%

The Social and Behavioral Sciences (SBS) building was constructed in 1958. Over time, components of the building’s exterior materials have deteriorated significantly. Although most of the windows were replaced in the early 2000’s, the building continued to experience water infiltration after rain events. The problems were exacerbated by Hurricanes Harvey and Imelda. This project scope entails removal of all face brick, creation of an insulated cavity wall with new waterproofing, and replacement of all windows and flashing. Mobilization started in early June and excavation for the storm sewer and expansion of perimeter slab will begin June 20. The project will achieve Substantial Completion in April 2023.

IV. Completed Projects

N/A

V. Final Reports

N/A

**Sam Houston State University
Summary
(as of June 17, 2022)**

I. Project Planning, Programming and Procurement

1) Active Learning Center

Programmer: Facilities Programming & Consulting Est. Cost: \$40,000,000

This project will construct and equip a facility to support active learning more adequately for student success with modern, activated teaching spaces. A feasibility study to determine whether the existing Academic Building III can be renovated and expanded to meet programmatic needs is near completion. The project is on the Capital Improvements Program and will be funded with Tuition Revenue Bonds, Texas State University System Revenue Financing System Bonds, and Higher Education Funds. Procurement of design services is anticipated to begin in October 2022.

2) College of Osteopathic Medicine Parking Structure

Programmer: N/A Est. Cost: \$26,200,000

Construction of this parking structure is necessary to create space for the Health Professions Building within the existing surface parking lot at the University's Conroe campus. It is anticipated that this new structure will provide approximately 1,000 parking spaces. Design fee negotiations with the apparent best value Design-Build Contractor are ongoing. Design and Pre-Construction services will begin in June 2022.

3) Health Professions Building (formerly Allied Health Sciences Building)

Programmer: Facilities Programming & Consulting Est. Cost: \$65,000,000

Programmatic investment in allied health fields of study will continue to accelerate for the University. The Nursing and Health Promotions programs, which are already at capacity, will need to expand to meet growing demand for training in these fields. Additional programs include Master of Occupational Therapy, Sports Medicine, expansion of Kinesiology, Physician Assistant, and Master of Public Health. These and other health related programs will require additional teaching, laboratory, research, and professional office space. Programming efforts began in March 2022 and will be complete in early August 2022. Procurement of design services is anticipated to begin in late August 2022.

4) Gibbs Ranch Equestrian Facility and Agriculture Labs (Phase 2)

Programmer: Priefert Complex Designs, LLC Est. Cost: \$5,000,000

Phase 2 of the New Equestrian Facility and Agriculture Labs will consist of a Meat Sciences and Food Technology building, an Equine Science facility, and an

equipment shed. The estimated total project cost will be funded with gifts. Design is anticipated to commence in Fiscal Year 2022.

II. Design and Construction Document Phase

5) TEC Mechanical Systems Upgrades – Delegated Project

Architect: Jose I. Guerra, Inc.	Est. Cost:	\$6,500,000
Contractor: TBD	Est. Completion:	August 8, 2025
Design Stage: Schematic Design		

This deferred maintenance project will replace the mechanical air distribution system throughout the three-level Garrett Teacher Education Center (TEC). Acoustical ceiling tile will be replaced, and light fixtures will be upgraded to LED units in select areas. Construction will commence in May 2023 and take place over three summers; one level completed each summer.

6) Tennis Complex, Phase 1 – Project performed under President’s Authority

Architect: PBK Sports	Est. Cost:	\$3,584,524
Contractor: TBD	Est. Completion:	April 21, 2023
Design Stage: Construction Documents		

The new Tennis Complex will be constructed on property fronting Bowers Boulevard, directly opposite Don Sanders Stadium and will be home to the University’s tennis program. To host future NCAA championship competitions, the project’s master plan calls for six outdoor and two indoor tennis courts, locker room facilities and paved parking areas to be constructed in three phases. This initial phase includes the outdoor tennis courts, locker room building, paved parking, and infrastructure to support future phases. The project will be bid in three parts: sitework, tennis courts, and building.

III. Construction Phase

7) Electrical Distribution Upgrades – Project performed under President’s Authority

Architect: Dabhi Engineering Associates	Est. Cost:	\$1,917,000
Contractor: C.F. McDonald Electric, Inc.	Est. Completion:	June 30, 2022
Percent Complete: 99%		

This project completes the University’s campus-wide electrical system improvements by replacing all remaining University-owned 4,160-volt electrical distribution with new 13.2 kilovolt components. The resulting system will be more reliable and efficient. All electrical work was completed on March 18, 2022. Installation of architectural metal panels surrounding the Thomason Building electrical yard is nearing completion.

8) Gibbs Ranch Equestrian Facility and Agriculture Labs (Phase 1)

Architect: Priefert Complex Designs, LLC Est. Cost: \$22,000,000
Contractor: Bartlett Cocke, L.P. Est. Completion: September 22, 2023
Percent Complete: 0%

The new equestrian facility and agriculture labs will be located at the University-owned Gibbs Ranch property. Phase 1 consists of sitework and site utilities to support both phases of the project, the Learning Center, the Plant Sciences facility with a head house and two greenhouses, a Multi-purpose Agricultural Center (arena) with attached Rodeo Team Stall Barn, parking areas, landscaping, and support facilities. The Notice to Proceed to Construction was issued on June 3, 2022, allowing for procurement of pre-engineered metal structures and other long-lead materials. The University and donors are currently relocating the existing rodeo practice arena in advance of Bartlett Cocke's September mobilization.

9) Holleman Field Artificial Turf – Project performed under President's Authority

Architect: Jose I. Guerra, Inc. Est. Cost: \$2,338,000
Contractor: Crockett Construction/FieldTurf Est. Completion: July 29, 2022
Percent Complete: 75%

The growth of the University's intramural athletics programs has put pressure on existing recreational sports venues. Heavy use of Holleman Field has made it difficult to maintain the baseball/softball field's natural turf. The project will replace the field's existing turf with artificial turf and improve site drainage and perimeter fencing. Site drainage work and the detention pond are complete. Installation of the artificial turf is pending work to address a recently discovered, concealed subsurface condition.

10) San Jacinto Hall (formerly North Residence Hall)

Design-Build Contractor: DPR Construction Est. Cost: \$62,200,000
Percent Complete: 85% Est. Completion: August 3, 2022

The San Jacinto Hall project will provide a net increase of 361 beds, including seven studio apartments, needed on the north side of the main campus per the 2012 Master Plan Update. DPR Construction is the selected Design-Build Contractor with EYP, Inc., as the architect of record. The project is fast-tracked and utilizes prefabricated structural framing and prefabricated bathroom units to expedite construction. Interior buildout is underway on all levels. Turnover of Levels 1, 2 and 3 is scheduled for July 10, 2022, and turnover of Level 4 is scheduled for July 31, 2022. Although turnover of Level 5 is tracking behind schedule, the University is coordinating furniture installation with its furniture vendors and DPR Construction to ensure the residence hall is ready for students on August 10, 2022, as planned.

11) Recreational Sports Renovation and Expansion

Architect: Stantec Architecture, Inc. Est. Cost: \$9,500,000
Contractor: Kitchell Contractors, Inc. Est. Completion: July 25, 2023
Percent Complete: 8%

This project will address the University's current shortage of indoor recreational sports facilities. It will repurpose a portion of the existing Health and Kinesiology Center and renovate the existing Recreational Sports building to improve current spaces and create new fitness, personal training, multipurpose and staff support areas. An addition will house a new basketball court for intramural competition. Site and interior demolition began on May 16, 2022, and renovations to the facility's main entry will be complete prior to the Fall 2022 semester.

12) University Plaza Level 5 Renovation – Project performed under President's Authority

Architect: PBK Architects Est. Cost: \$1,569,000
Contractor: J.T. Vaughn Construction, LLC Est. Completion: July 22, 2022
Percent Complete: 60%

This project will renovate Level 5 of the University Plaza building for use by the University Advancement Development Group. The project includes the selective demolition of existing office suites to create an open office layout with perimeter private offices and the addition of conference and break rooms. Upgrades to existing mechanical, electrical and fire alarm systems are included in the scope of work. Construction commenced on February 7, 2022.

IV. Completed Projects

13) Art Complex and Associated Infrastructure

Architect: Kirksey / Gund Partnership Est. Cost: \$37,000,000
Contractor: Manhattan Construction Co. Completion: October 4, 2019

Relocating the Arts Complex to the eastern side of the campus created a strong arts program and accommodates future growth. The 71,000 gross square foot building provides studios and instructional space, academic support through galleries, multipurpose rooms, and faculty offices. The project suffered some construction delays, and the building interior was completed on August 12, 2019, facilitating occupancy for the start of the Fall 2019 semester. Financial closeout of the project is pending ongoing negotiations with the Construction Manager-at-Risk.

14) East Central Plant Automation Upgrades – Project performed under President's Authority

Architect: Energy Engineering Associates Est. Cost: \$1,387,000
Contractor: R.E.C. Industries Completion: May 26, 2022

Prior to this project, the University's East Central Plant was not under full,

automatic control. Manually manipulated equipment resulted in operational and energy use inefficiencies. This project replaced existing chilled water pumps and valves, installed automatic digital controls, and reconfigured the plant's chilled water header to allow for efficient, fully automated operation of the plant. Project closeout is ongoing.

15) New Parking Structure (Avenue I)

Design-Build Contractor:	Est. Cost:	\$12,000,000
J.T. Vaughn Construction, LLC	Completion:	May 6, 2022

This 547-car parking structure is located between the existing Sam Houston Parking Garage and future North Residence Hall and will provide much needed parking for residence halls on the north side of the main campus. The parking structure was completed on schedule and will open for residents in August 2022. Project closeout is ongoing.

16) Newton Gresham Library Renovation

Architect: Shepley Bulfinch	Est. Cost:	\$15,791,000
Contractor: Kitchell Contractors, Inc.	Completion:	September 22, 2021

The key programmatic goal for this project was the consolidation and integration of the University's Academic Success Center into the Newton Gresham Library building. Focused on the first and second levels of the building, this 70,000 gross square foot renovation also included new and upgraded library staff and patron spaces, an updated Starbucks store and improvements to the building's west façade and main entry sequence. Substantial completion of the original project scope was achieved on January 22, 2021. Post-completion exterior façade improvements, ADA upgrades to restrooms on levels 3 and 4, and window coverings are complete. Project closeout is nearing completion.

17) Ron Mafrige Field House Renovation

Architect: PBK Sports	Est. Cost:	\$15,618,000
Contractor: White Construction Company	Completion:	September 17, 2021

The Ron Mafrige Field House houses many University athletics offices as well as locker rooms for various sports. The facility was originally completed and occupied in 1986 and serves as the main recruiting center for the University's athletics program. The building's infrastructure had exceeded its useful life and required replacement. Spatial repurposing for the growing athletics programs and the addition of a visitor's locker room were addressed as part of this project. Renovation of the building interior and move-in of athletic teams were completed prior to the Bearkats' first home football game. Project closeout is pending completion of accessibility corrections.

V. Final Reports

N/A

**Sul Ross State University
Summary
(as of June 17, 2022)**

I. Project Planning, Programming and Procurement

1) Academic Building

Programmer: TBD

Est. Cost: \$33,119,359

A proposed academic building will establish pre-engineering, pre-law, and nursing education to serve a nine-county area. The new state-of-the-art facility will include classrooms, laboratories, specialized equipment, and a replicated hospital setting. An independent study is being conducted to determine the proper location for the building to be constructed in the Middle Rio Grande area. Infrastructure, location, accessibility and other factors are being weighed to determine the optimal location. Meetings with community leaders will also be factored into the decision as part of the overall evaluation and scoring of the options.

2) Fine Arts Facility Expansion

Programmer: TBD

Est. Cost: \$26,392,165

The expansion of the Fine Arts Facility is part of the campus master plan and will address inadequate existing facilities. The current performance stage is too small and does not have dressing facilities, nor is a suitable venue for performances. Expansion will provide a more useable facility that will help to enhance theatre productions and performance, providing a setting that is up-to-date and more accessible to the public. New state-of-the-art facilities will help satisfy existing needs, enhance student recruitment, and provide economic and cultural development in the region. This project will be initiated in 2022.

II. Design and Construction Document Phase

N/A

III. Construction Phase

3) Museum of the Big Bend Annex

Architect: Page, Southerland, Page

Est. Cost: \$10,500,000

Contractor: Spartan Construction of Texas, Inc.

Est Completion: Dec. 2022

Percent Complete: 58%

The annex will be located on the main campus directly behind the current museum and includes space for three exhibit areas to feature the Yana and Marty Davis Map Collection, Tom Lea Regional Southwestern Art, and an Archaeology Gallery that will feature the Livermore Cache in collaboration with findings from the Center

for Big Bend Studies. Also included in the annex will be additional secure collection storage and facilities to expand the adult and children's educational programs. Storm water, gas, and electric utilities are currently being placed with an expected completion of late June. Structural steel is being erected with an anticipated completion in late July. Once completed, the concrete floors will be poured, walls constructed, and roofing placed.

4) Campus Access (Phase II) – Delegated Project

Architect: Line and Space Est. Cost: \$2,101,000
Contractor: Spartan Construction of Texas, Inc. Est. Completion: Sep. 2022
Percent Complete: 92%

The project is being developed in conjunction with Campus Access Phase III. As envisioned in the 2011 Master Plan, the Campus Access Project will be completed in three phases. The Campus Access II project addresses a walkway and seating area north of the Fine Arts Building to complete the pathway from Phase I; a centennial plaza gathering space in front of the Morelock Academic Building; enhancements to the circular drive-in front of the Briscoe Administration Building; and landscaping improvements in front of the Francois Fine Arts Building. Concrete continues to be poured in front of the Briscoe Administration building for sidewalks and benches and this area is nearing completion. At the Morelock Academic Building, the stairs to the Centennial Plaza are being installed to be followed by the stairs to Lawrence Hall and sidewalks at the rear of the building. Remaining to be completed are the Centennial Plaza with University Seal at the west corner of the Morelock Academic Building. Additional sidewalk panels are to be placed to complete the sidewalk connecting the parking lot to Academic and Computer Resource building. Landscaping is forthcoming and geogrid for the fire lane will be placed and about 100 trees need to be planted. Site lighting will be installed in the front of Morelock Academic building and Briscoe Administrative building and around the fountain area in the mall. Most retaining walls are in the process of being covered by stone veneer. Entry signs are being reconstructed with stone monument signs. Final anticipated completion has been moved back to September 2022.

5) Campus Access (Phase III) – Delegated Project

Architect: Line and Space Est. Cost: \$2,500,000
Contractor: Spartan Construction of Texas, Inc. Est. Completion: Sep. 2022
Percent Complete: 92%

The project is being developed in conjunction with Campus Access Phase II. As envisioned in the 2011 Master Plan, the Campus Access Project will be completed in three phases. The Campus Access III project will enhance connectivity from the southeast end of campus to the main campus utilizing landscaping, pedestrian paths/walkways, way finding, student gathering sites, and a walking/jogging trail. Concrete continues to be poured in front of the Briscoe Administration building for sidewalks and benches and this area is nearing completion. At the Morelock Academic Building, the stairs to the Centennial Plaza are being installed to be followed by the stairs to Lawrence Hall and sidewalks at the rear of the building. Remaining to be completed are the Centennial Plaza with University Seal

at the west corner of the Morelock Academic Building. Additional sidewalk panels are to be placed to complete the sidewalk connecting the parking lot to Academic and Computer Resource building. Landscaping is forthcoming and geogrid for the fire lane will be placed and about 100 trees need to be planted. Site lighting will be installed in the front of Morelock Academic building and Briscoe Administrative building and around the fountain area in the mall. Most retaining walls are in the process of being covered by stone veneer. Entry signs are being reconstructed with stone monument signs. Final anticipated completion has been moved back to September 2022.

IV. Completed Projects

N/A

V. Final Reports

N/A

**The Texas State University System
Summary
(as of June 17, 2022)**

I. Project Planning & Programming

1) Field Research Station

Programmer: Facilities Programming and Consulting Est. Cost: \$11,230,708

The Texas State University System (TSUS) acquired Christmas Mountains, located in Brewster County, in 2010 from the Texas General Land Office. Christmas Mountains serves as a 9,600-acre field laboratory for students and faculty conducting research, educational outreach, and networking. Opportunities are limited on the magnificent location due to inadequate infrastructure. To further the use of this property, TSUS seeks to build an approximate 7,000 square foot Field Research Station that will include classroom and gathering space, research space, overnight accommodations, and storage. Additionally, the Christmas Mountains is home to Ament Lake Dam, constructed in 1911, and in need of extensive repair to prevent any breach. Programming for the Field Research Station has begun, and a Hydrologic and Hydraulic analysis of the dam has also begun.

II. Design and Construction Document Phase

N/A

III. Construction Phase

N/A

IV. Completed Projects

N/A

V. Final Reports

N/A

**Texas State University
Summary
(as of June 17, 2022)**

I. Project Planning, Programming and Procurement

1) Bobcat Stadium End Zone Complex Expansion

Feasibility Study: Pfluger Architects, Inc.

Est. Cost: \$37,000,000

The feasibility study for the Bobcat Stadium South End Zone Addition was completed in 2020 but has been revised to include: more breakout team rooms in the existing building; relocating the athletic performance center to open into the end zone; connecting the west and east concourse level balcony; and creating an alumni pavilion and deck on the roof of the building. A preliminary budget and phasing plan has been developed, and Architect/Engineer solicitations is underway. This project is on the Capital Improvements Program (CIP).

2) Esperanza Hall (formerly Round Rock Health Professions Building 2)

Programmer: Facility Programming and Consulting

Est. Cost: \$52,409,972

This will be the fourth academic building on the Round Rock Campus and includes space for classrooms, labs, and offices to support the College of Health Professions. A draft program of design was previously completed but is currently being modified to accommodate a project size of 81,651 gross square feet, an estimated Total Project Cost of \$52.4 million, and to accommodate funding approved by the 87th (3rd) Texas Legislature. This project is on the CIP.

3) Music Building

Programmer: Facility Programming and Consulting

Est. Cost: \$90,000,000

The new Music Building will include classrooms, offices, and rehearsal spaces to address the pressing needs of the School of Music. A draft program was prepared in 2010, and updated in June 2019, which resulted in a project size of 110,128 gross square feet. The program and concept renderings will be used for fund raising purposes as the project is to be funded largely through philanthropic means as well as The Texas State University System Revenue Bonds. This project is on the CIP and will be initiated pending successful fundraising.

4) STEM Academic Building

Programmer: Facility Programming and Consulting

Est. Cost: \$137,409,972

The College of Science and Engineering is the largest college at Texas State University, in terms of enrollment, and needs additional space to continue to grow. The proposed 154,000 gross square foot Science, Technology, Engineering, and Math (STEM) building will be located on the San Marcos Campus. It is currently proposed to house the departments of Mathematics and Computer Science and

will provide teaching space, class labs, departmental offices, and research labs for several other academic disciplines. The program document is currently being modified to accommodate funding approved by the 87th (3rd) Texas Legislature and additional TSUS Revenue Bond funding. This project is on the CIP.

II. Design and Construction Document Phase

5) Campus Potable Water System Upgrades - Delegated Project

Engineer: Kimley-Horn	Est. Cost:	\$6,000,000
Contractor: J.T. Vaughn Construction, LLC	Est. Completion:	TBD
Design Stage: Construction Documents		

This project involves the cleaning of the interior and exterior of the existing elevated water tower at West Campus, making repairs as required, and re-painting the tower. Construction documents are being finalized, and comments are being addressed with the City of San Marcos. The project will be completed in three phases: a water line extension, the Jackson Hall pump site, and the elevated tower rehabilitation. Solicitations for the projects will be posted following approval from the Texas Commission on Environmental Quality.

6) JC Kellam Administration Building Reconfiguration – Project performed under President’s Authority

Architect: M. Arthur Gensler Jr. & Associates, Inc.	Est. Cost:	\$5,975,000
Contractor: TBD	Est. Completion:	TBD
Design Stage: Schematic Design		

This project will re-configure the parking lot on the southwest side of the building, create an inviting entrance to the building from the parking lot on the southwest side, and will convert the eleventh-floor meeting space into event space for various functions. This project is on the CIP.

III. Construction Phase

7) Academic Services Building (North) HVAC / Controls Replacement - Project performed under President’s Authority

Engineer: Cleary Zimmerman	Est. Cost:	\$1,400,000
Contractor: Texas Air Systems	Est. Completion:	August 2022
Percent Complete: 25%		

The base scope of the project includes replacement of four existing air handling units and the replacement of existing pneumatic controls with direct digital controls. Abatement and air handling unit demolition is underway. Chilled water valves have been replaced on floors 1 and 4.

8) ALERT Center Office & Parking - Delegated Project

Architect: Kimley-Horn	Est. Cost:	\$1,900,000
Contractor: TBD	Est. Completion:	TBD
Percent Complete: 0%		

The base scope of the project includes constructing parking for approximately 40 cars and an access road to the site from the main entryway of the compound. Infrastructure will support modular office space, meetings rooms, a break room, and bathrooms for approximately 32 staff. Project has been placed on hold pending decision as to property disposition by the United States Department of Labor

9) Department of Housing and Residential Life – Butler Hall Fire Suppression - Project performed under President’s Authority

Engineer: Cleary Zimmerman	Est. Cost:	\$1,218,747
Contractor: The Fence Lady	Est. Completion:	July 2022
Percent Complete: 75%		

This project will install a new fire suppression system throughout the building. Ceilings have been removed and installation of new fire suppression system is underway.

10) Department of Housing and Residential Life – Butler Hall Outside Air Handling Units - Project performed under President’s Authority

Engineer: Cleary Zimmerman	Est. Cost:	\$1,054,450
Contractor: The Fence Lady	Est. Completion:	July 2022
Percent Complete: 75%		

This project replaces the existing outside air handling units and associated controls. The existing air handling units have been removed and installation of the new units and controls is underway.

11) Evans Auditorium Renovation - Delegated Project

Engineer: Chesney Morales	Est. Cost:	\$3,000,000
Contractor: J. T. Vaughn Construction, LLC	Est. Completion:	August 2022
Percent Complete: 50%		

This project improves seating, sightlines, acoustics, and accessibility in the existing auditorium, which will enhance the experience for performances, concerts, and lectures in the space. Work on the auditorium floor is ongoing along with electrical and building modifications.

12) Hilltop Housing Complex

Architect: BGK Architects, Inc. Est. Cost: \$125,165,442
Contractor: J.T. Vaughn Construction, LLC Est. Completion: May 2024
Percent Complete: 3%

This project will include the construction of two, seven-story student housing structures, accommodating 1006 beds, and comprising 241,000 gross square feet. Notice-to-Proceed was issued to contractor on May 10, 2022. Erosion control measures are in place and construction is underway on the site.

13) Switchyard and Generator Replacement - Project performed under President's Authority

Engineer: HMG Est. Cost: \$1,500,000
Contractor: Sullivan Contracting Est. Completion: January 2023
Percent Complete: 25%

This project replaces the existing medium voltage switchgear at the West Plant switchyard and replaces the generator serving the Student Recreation Center. Site utility work is underway, and the new retaining wall has been poured. New electric switches, transformers, and generator are scheduled be installed during the winter break due to long lead times and to not impact the campus during required power outages.

14) Infrastructure Research Laboratory

Architect: Alamo Architects Est. Cost: \$18,200,000
Contractor: Bartlett Cocke GC, LLC Est. Completion: Sept 2022
Percent Complete: 75%

This project will support the new Bachelor of Science in Civil Engineering degree program in the College of Science and Engineering, providing a state-of-the art research lab that will provide strength and structural testing for concrete beams, materials, and other advanced technologies. The building's strong floor and strong wall have been placed. The pre-engineered metal building has been erected and MEP rough-in is underway. Bridge cranes have been installed in the structural testing bay, and sitework has commenced on the new driveways and parking lot.

15) Nueces Building Renovation (previously Testing Center Relocation) – Project performed under President's Authority

Architect: PBK Architects, Inc. Est. Cost: \$5,944,854
Contractor: SpawGlass Est. Completion: March 2023
Percent Complete: 3%

This project will renovate the space vacated by the University Police Department following their move into their new building. It will convert the space into a new 13,800 square foot Testing, Evaluation, and Measurement Center that is currently housed in Commons Hall. A Notice-to-Proceed was issued to the contractor on June 2, 2022. The contractor has mobilized on site and demolition is underway.

Additional deferred maintenance scope has been added to the project for HVAC and Fire Alarm replacements.

IV. Completed Projects

16) Bobcat Stadium Seating Anchor Replacement - Delegated Project

Engineer: Datum Engineering	Est. Cost:	\$2,200,000
Contractor: J.T. Vaughn Construction, LLC	Completion:	May 2022

The Bobcat Stadium Seating Anchor Replacement project reached substantial completion in May 2022. A delegated project close-out report is in process.

17) Campus Wide Lighting Modifications - Delegated Project

Consultant: Hubbell	Est. Cost:	\$1,470,000
Contractor: Prism Electric	Completion:	March 2021

The Campus Wide Lighting Modifications project reached substantial completion in March 2021. A delegated project close-out report is in process and will be submitted to System Administration.

18) DHRL Hilltop Complex (Utilities)

Architect: BGK Architects	Est. Cost:	\$5,000,000
Contractor: J.T. Vaughn Construction, LLC	Completion:	March 2020

The Hilltop Complex Utility upgrade project reached substantial completion in March 2020. This project is contractually tied to the Hilltop Housing Complex project and cannot be closed-out until the entire project is completed.

19) Live Oak Hall (previously Film and Television Studios)

Architect: The Lawrence Group Architects	Est. Cost:	\$10,000,000
Contractor: J.T. Vaughn Construction, LLC	Completion:	May 2022

The Live Oak Hall project reached substantial completion on May 25, 2022. The final report is being prepared.

20) Pecan Building (previously University Police Department Building)

Architect: Atkins North America	Est. Cost:	\$9,000,000
Contractor: J.T. Vaughn Construction, LLC	Completion:	October 2021

The new Pecan Building reached substantial completion in October 2021. The final report is being prepared and will be presented at the November 2022 meeting of the BOR.

V. Final Reports

N/A



**FY 2022 Campus Condition Report
Education Code 61.05821
August 2022**

Lamar University
FY 2022 Campus Condition Report

THECB Building Replacement Value	\$1,520,343,644
Total Dollar Amount of Backlog	\$0
Total Backlog as Percentage of Replacement Value	0.0%
Top 15 Buildings Backlog	\$0
Top 15 Buildings Backlog as Percentage of Total Backlog	#DIV/0!

Backlog by Investment Criteria

■ (blank)

Backlog by Level 1

■ (blank)

**Backlog by Building
 (Top 15 Buildings)***

■ Pending Data from Gordian

Backlog by Level 2

■ (blank)

* Percentages are of included values, not of total backlog.

* Percentages are of included values, not of total backlog.

Lamar University

Detail Values

Campus	Lamar University
Timeframe	Backlog

Investment Criteria	\$ Value	% Value
(blank)		#DIV/0!
Grand Total		#DIV/0!

Campus	Lamar University
Timeframe	Backlog

Level 1	\$ Value	% Value
(blank)		#DIV/0!
Grand Total		#DIV/0!

NOTE: FILTERED TO TOP 15 BUILDINGS	
Campus	Lamar University
Timeframe	Backlog

Building Name	\$ Value	% Value
Pending Data from Gordian		#DIV/0!
Grand Total		#DIV/0!

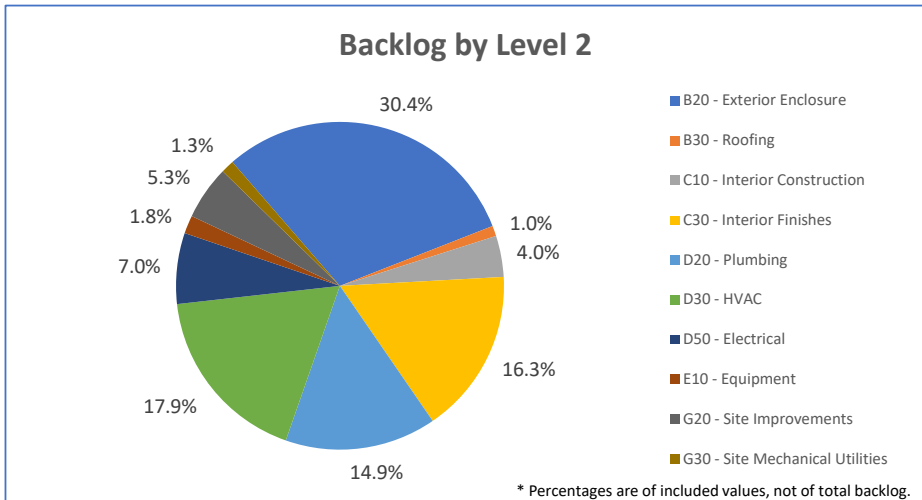
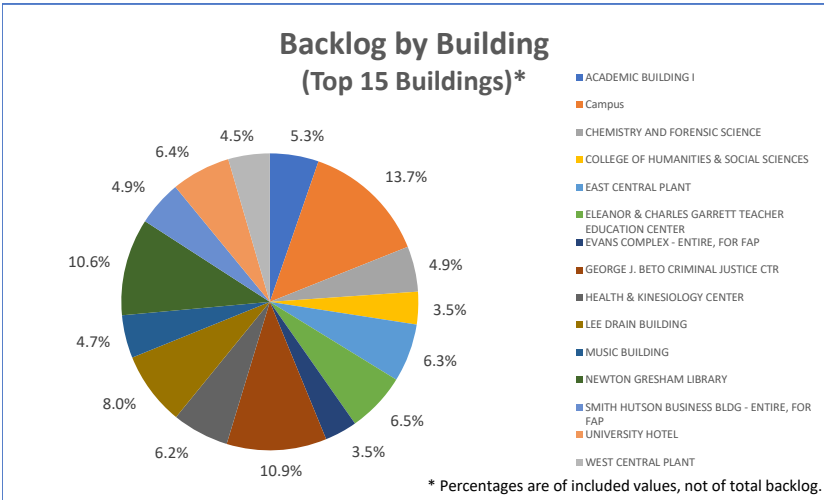
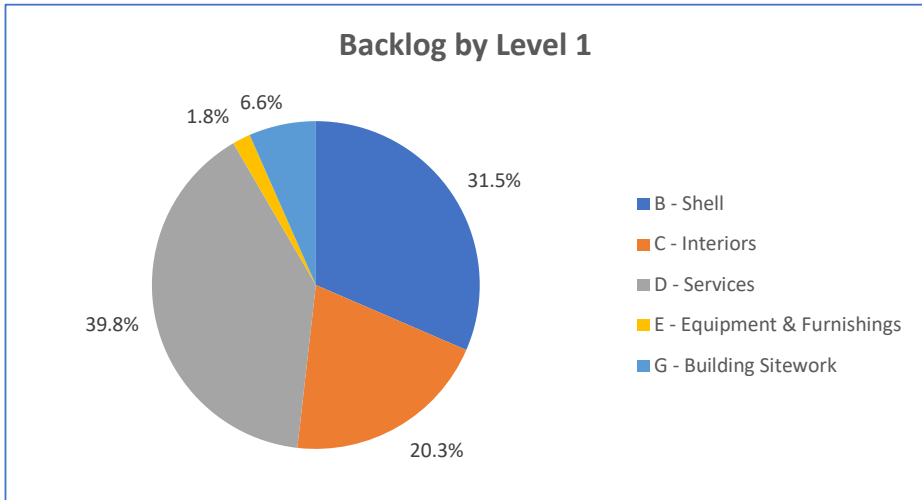
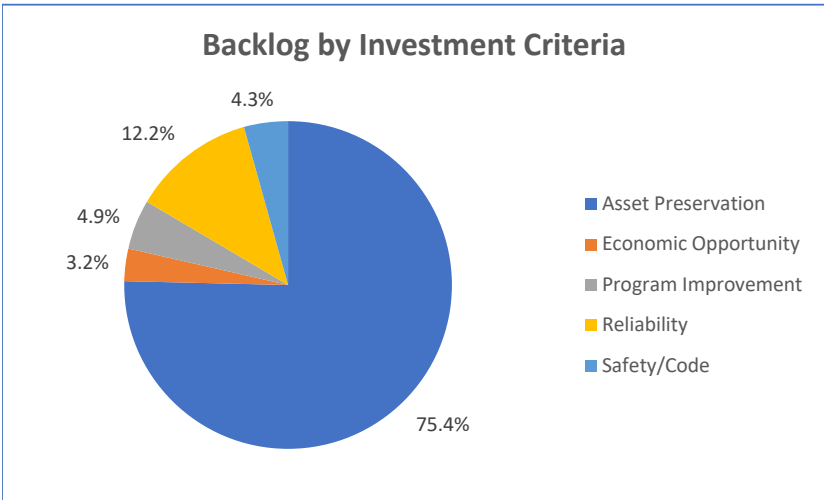
Campus	Lamar University
Timeframe	Backlog

Level 2	\$ Value	% Value
(blank)		#DIV/0!
Grand Total		#DIV/0!

DATA FROM GORDIAN PENDING

Sam Houston State University FY 2022 Campus Condition Report

THECB Building Replacement Value	\$2,863,495,736
Total Dollar Amount of Backlog	\$135,843,490
Total Backlog as Percentage of Replacement Value	4.7%
Top 15 Buildings Backlog	\$73,644,649
Top 15 Buildings Backlog as Percentage of Total Backlog	54.2%



Sam Houston State University

Detail Values

Campus	Sam Houston State University
Timeframe	Backlog

Investment Criteria	\$ Value	% Value
Asset Preservation	\$102,367,485	75.36%
Economic Opportunity	\$4,366,384	3.21%
Program Improvement	\$6,656,245	4.90%
Reliability	\$16,571,729	12.20%
Safety/Code	\$5,881,648	4.33%
Grand Total	\$135,843,490	100.00%

Campus	Sam Houston State University
Timeframe	Backlog

Level 1	\$ Value	% Value
B - Shell	\$42,769,622	31.48%
C - Interiors	\$27,602,034	20.32%
D - Services	\$54,062,013	39.80%
E - Equipment & Furnishings	\$2,409,201	1.77%
G - Building Sitework	\$9,000,621	6.63%
Grand Total	\$135,843,490	100.00%

NOTE: FILTERED TO TOP 15 BUILDINGS

Campus	Sam Houston State University
Timeframe	Backlog

Building Name	\$ Value	% Value
ACADEMIC BUILDING I	\$3,904,099	5.30%
Campus	\$10,074,568	13.68%
CHEMISTRY AND FORENSIC SCIENCE	\$3,629,880	4.93%
COLLEGE OF HUMANITIES & SOCIAL SCIENCES	\$2,596,609	3.53%
EAST CENTRAL PLANT	\$4,674,738	6.35%
ELEANOR & CHARLES GARRETT TEACHER EDUCATION CENTER	\$4,774,079	6.48%
EVANS COMPLEX - ENTIRE, FOR FAP	\$2,610,099	3.54%
GEORGE J. BETO CRIMINAL JUSTICE CTR	\$8,005,293	10.87%
HEALTH & KINESIOLOGY CENTER	\$4,568,524	6.20%
LEE DRAIN BUILDING	\$5,887,442	7.99%
MUSIC BUILDING	\$3,446,395	4.68%
NEWTON GRESHAM LIBRARY	\$7,771,892	10.55%
SMITH HUTSON BUSINESS BLDG - ENTIRE, FOR FAP	\$3,636,890	4.94%
UNIVERSITY HOTEL	\$4,746,155	6.44%
WEST CENTRAL PLANT	\$3,317,986	4.51%
Grand Total	\$73,644,649	100.00%

Campus	Sam Houston State University
Timeframe	Backlog

Level 2	\$ Value	% Value
B20 - Exterior Enclosure	\$41,362,962	30.45%
B30 - Roofing	\$1,406,660	1.04%
C10 - Interior Construction	\$5,478,782	4.03%
C30 - Interior Finishes	\$22,123,252	16.29%
D20 - Plumbing	\$20,288,871	14.94%
D30 - HVAC	\$24,289,584	17.88%
D50 - Electrical	\$9,483,558	6.98%
E10 - Equipment	\$2,409,201	1.77%
G20 - Site Improvements	\$7,228,261	5.32%
G30 - Site Mechanical Utilities	\$1,772,360	1.30%
Grand Total	\$135,843,490	100.00%

Sul Ross State University

FY 2022 Campus Condition Report

THECB Building Replacement Value	\$697,324,238
Total Dollar Amount of Backlog	\$0
Total Backlog as Percentage of Replacement Value	0.0%
Top 15 Buildings Backlog	\$0
Top 15 Buildings Backlog as Percentage of Total Backlog	#DIV/0!

Backlog by Investment Criteria

■ (blank)

Backlog by Level 1

■ (blank)

Backlog by Building (Top 15 Buildings)*

■ Pending Data from Gordian

* Percentages are of included values, not of total backlog.

Backlog by Level 2

■ (blank)

* Percentages are of included values, not of total backlog.

Sul Ross State University

Detail Values

Campus	Sul Ross State University
Timeframe	Backlog

Investment Criteria	\$ Value	% Value
(blank)		#DIV/0!
Grand Total		#DIV/0!

Campus	Sul Ross State University
Timeframe	Backlog

Level 1	\$ Value	% Value
(blank)		#DIV/0!
Grand Total		#DIV/0!

NOTE: FILTERED TO TOP 15 BUILDINGS	
Campus	Sul Ross State University
Timeframe	Backlog

Building Name	\$ Value	% Value
Pending Data from Gordian		#DIV/0!
Grand Total		#DIV/0!

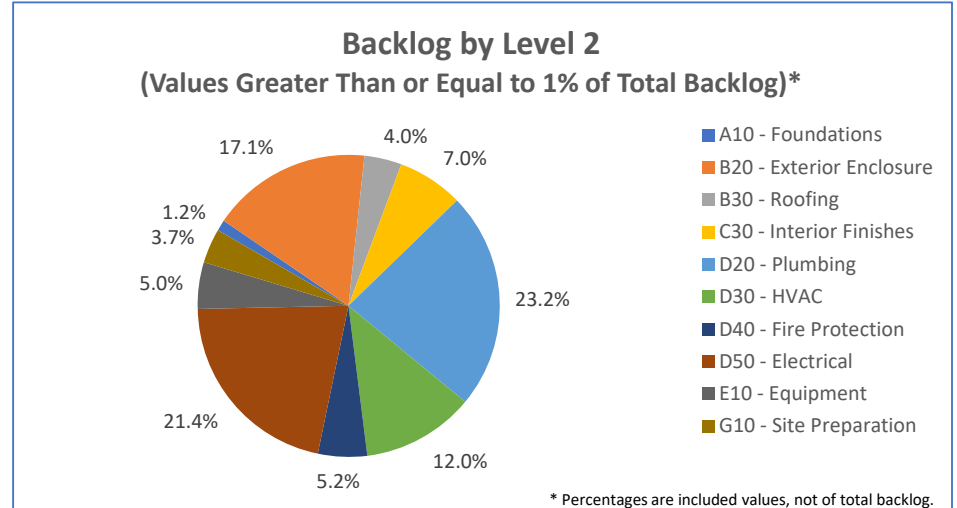
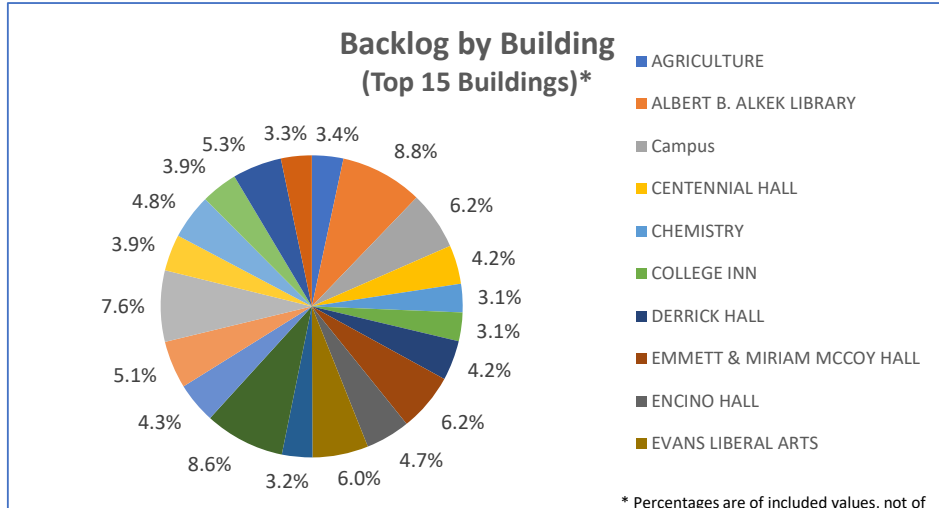
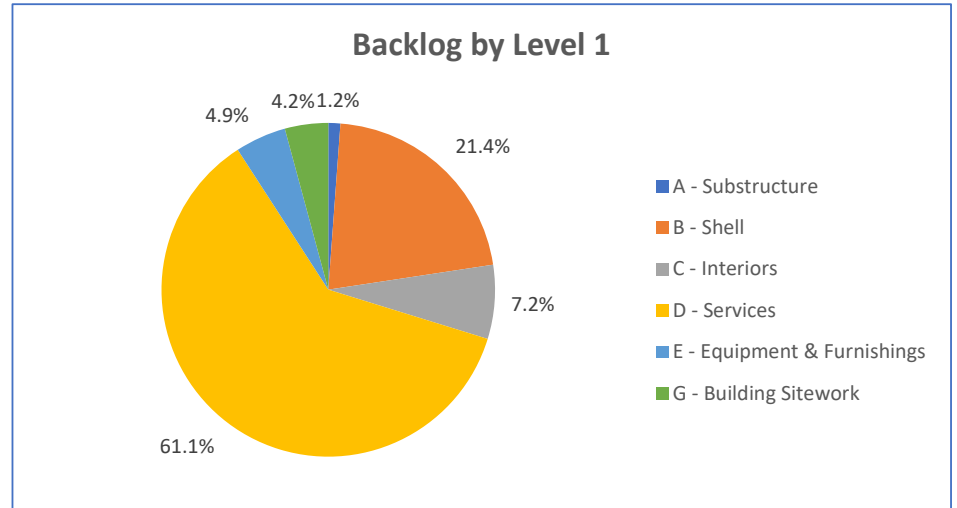
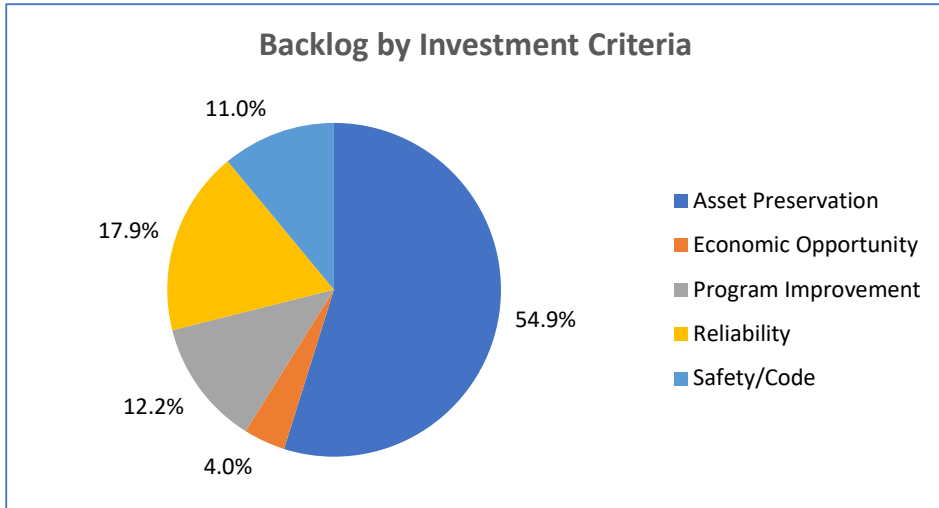
Campus	Sul Ross State University
Timeframe	Backlog

Level 2	\$ Value	% Value
(blank)		#DIV/0!
Grand Total		#DIV/0!

DATA FROM GORDIAN PENDING

Texas State University FY 2022 Campus Condition Report

THECB Building Replacement Value	\$4,999,267,558
Total Dollar Amount of Backlog	\$323,049,557
Total Backlog as Percentage of Replacement Value	6.5%
Top 15 Buildings Backlog	\$193,976,071
Top 15 Buildings Backlog as Percentage of Total Backlog	60.0%



Texas State University

Detail Values

Campus	Texas State University	
Timeframe	Backlog	
Investment Criteria	\$ Value	% Value
Asset Preservation	\$177,198,126	54.85%
Economic Opportunity	\$13,035,334	4.04%
Program Improvement	\$39,434,819	12.21%
Reliability	\$57,854,814	17.91%
Safety/Code	\$35,526,464	11.00%
Grand Total	\$323,049,557	100.00%

Campus	Texas State University	
Timeframe	Backlog	
Level 1	\$ Value	% Value
A - Substructure	\$3,778,825	1.17%
B - Shell	\$69,250,395	21.44%
C - Interiors	\$23,107,376	7.15%
D - Services	\$197,416,141	61.11%
E - Equipment & Furnishings	\$15,921,065	4.93%
G - Building Sitework	\$13,575,755	4.20%
Grand Total	\$323,049,557	100.00%

NOTE: FILTERED TO TOP 15 BUILDINGS

Campus	Texas State University	
Timeframe	Backlog	
Building Name	\$ Value	% Value
AGRICULTURE	\$6,514,202	3.36%
ALBERT B. ALKEK LIBRARY	\$17,162,199	8.85%
Campus	\$12,097,401	6.24%
CENTENNIAL HALL	\$8,069,883	4.16%
CHEMISTRY	\$5,916,558	3.05%
COLLEGE INN	\$5,954,369	3.07%
DERRICK HALL	\$8,242,736	4.25%
EMMETT & MIRIAM MCCOY HALL	\$12,089,572	6.23%
ENCINO HALL	\$9,208,278	4.75%
EVANS LIBERAL ARTS	\$11,580,050	5.97%
FLOWERS HALL	\$6,304,066	3.25%
J.C. KELLAM ADMINISTRATION	\$16,658,326	8.59%
JACKSON HALL	\$8,426,329	4.34%
JEROME & CATHERINE SUPPLE SCIENCE	\$9,927,210	5.12%
JOWERS CENTER	\$14,787,442	7.62%
MUSIC	\$7,577,307	3.91%
PHYSICAL PLANT ADMINISTRATION	\$9,308,101	4.80%
ROY F. MITTE	\$7,550,193	3.89%
THE TOWER	\$10,204,012	5.26%
THEATRE CENTER	\$6,397,836	3.30%
Grand Total	\$193,976,071	100.00%

NOTE: FILTERED TO VALUES EXCEEDING 1% - BY MANUALLY CALCULATING 1% OF TOTAL AND APPLYING AS A FILTER

Campus	Texas State University	
Timeframe	Backlog	
Level 2	\$ Value	% Value
A10 - Foundations	\$3,778,825	1.19%
B20 - Exterior Enclosure	\$54,665,214	17.15%
B30 - Roofing	\$12,801,073	4.02%
C30 - Interior Finishes	\$22,470,675	7.05%
D20 - Plumbing	\$74,103,544	23.25%
D30 - HVAC	\$38,407,191	12.05%
D40 - Fire Protection	\$16,685,440	5.23%
D50 - Electrical	\$68,219,966	21.40%
E10 - Equipment	\$15,921,065	4.99%
G10 - Site Preparation	\$11,722,400	3.68%
Grand Total	\$318,775,392	100.00%

Lamar Institute of Technology

FY 2022 Campus Condition Report

THECB Building Replacement Value

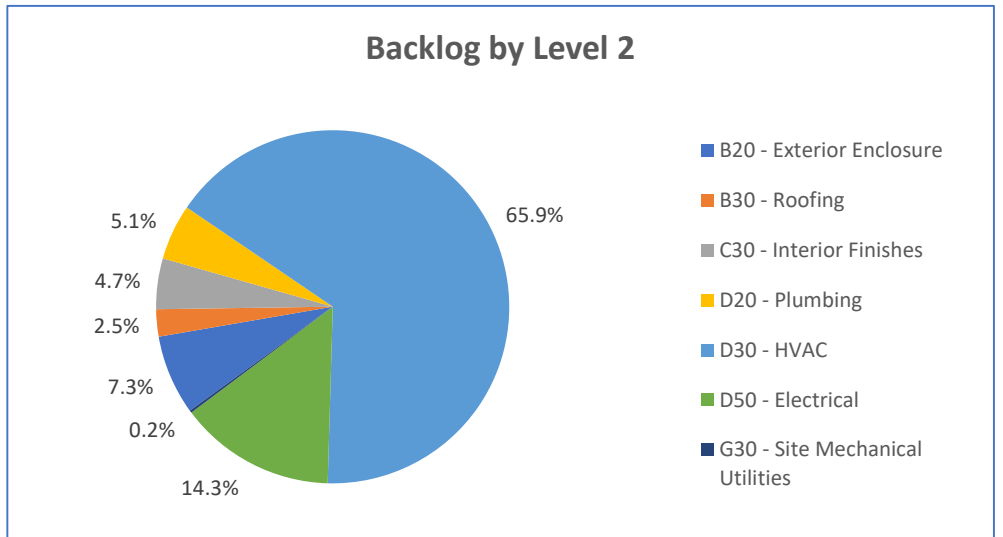
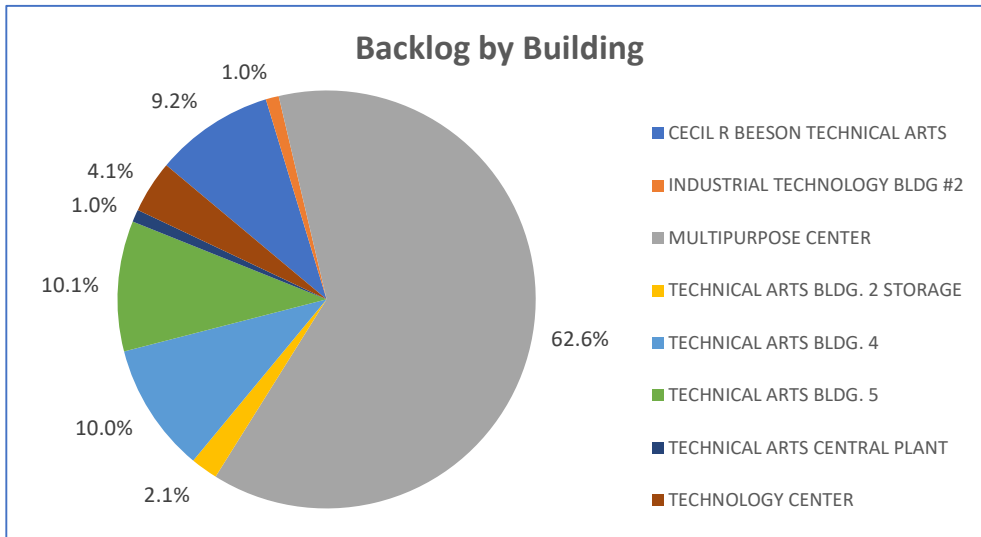
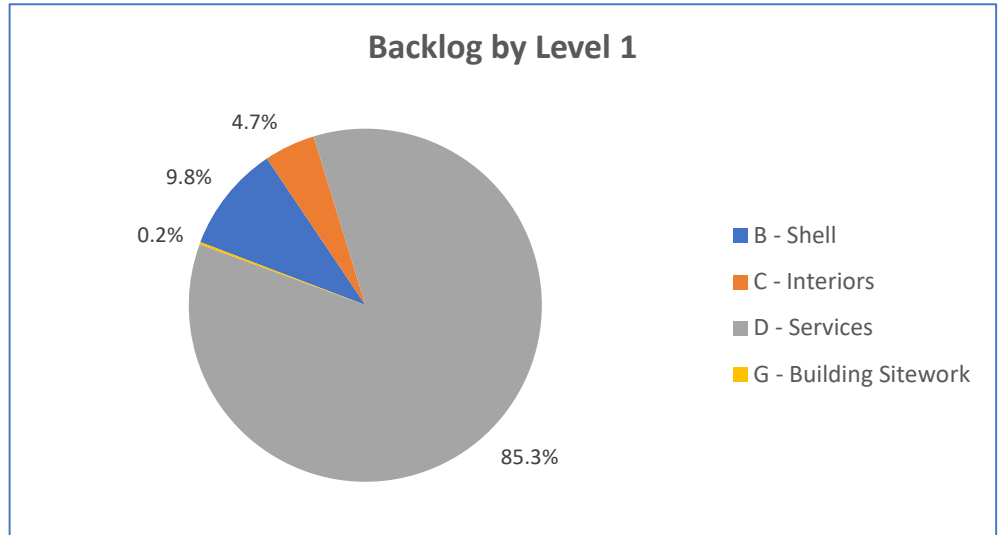
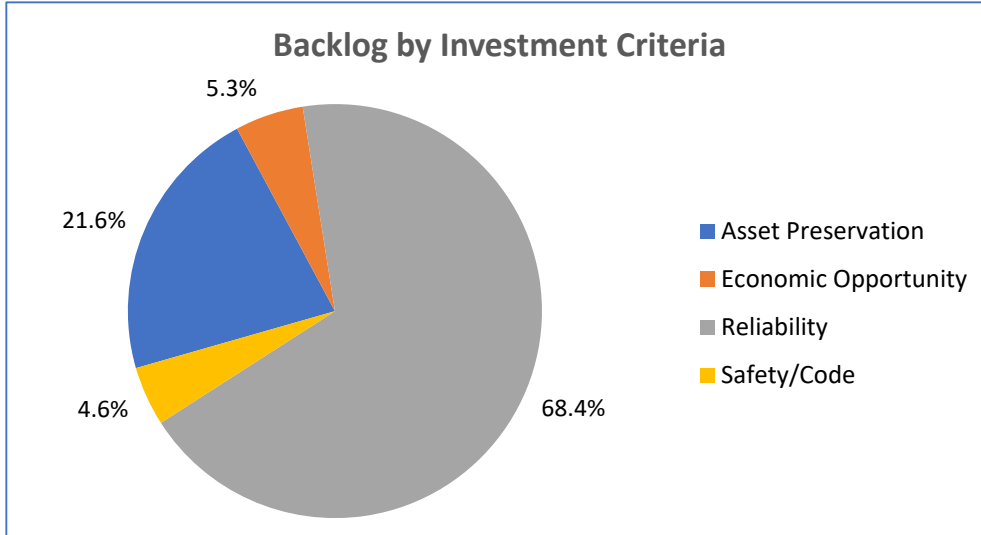
\$129,810,159

Total Dollar Amount of Backlog

\$5,901,666

Total Backlog as Percentage of Replacement Value

4.5%



Lamar Institute of Technology

Detail Values

Campus	Lamar Institute of Technology
Timeframe	Backlog

Investment Criteria	\$ Value	% Value
Asset Preservation	\$1,275,782	21.62%
Economic Opportunity	\$315,363	5.34%
Reliability	\$4,036,797	68.40%
Safety/Code	\$273,724	4.64%
Grand Total	\$5,901,666	100.00%

Campus	Lamar Institute of Technology
Timeframe	Backlog

Level 1	\$ Value	% Value
B - Shell	\$576,676	9.77%
C - Interiors	\$275,297	4.66%
D - Services	\$5,035,693	85.33%
G - Building Sitework	\$14,000	0.24%
Grand Total	\$5,901,666	100.00%

Campus	Lamar Institute of Technology
Timeframe	Backlog

Building Name	\$ Value	% Value
CECIL R BEESON TECHNICAL	\$543,220	9.20%
INDUSTRIAL TECHNOLOGY	\$58,484	0.99%
MULTIPURPOSE CENTER	\$3,694,781	62.61%
TECHNICAL ARTS BLDG. 2	\$123,723	2.10%
TECHNICAL ARTS BLDG. 4	\$589,531	9.99%
TECHNICAL ARTS BLDG. 5	\$595,533	10.09%
TECHNICAL ARTS CENTRAL	\$56,546	0.96%
TECHNOLOGY CENTER	\$239,848	4.06%
Grand Total	\$5,901,666	100.00%

Campus	Lamar Institute of Technology
Timeframe	Backlog

Level 2	\$ Value	% Value
B20 - Exterior Enclosure	\$430,269	7.29%
B30 - Roofing	\$146,407	2.48%
C30 - Interior Finishes	\$275,297	4.66%
D20 - Plumbing	\$299,835	5.08%
D30 - HVAC	\$3,891,109	65.93%
D50 - Electrical	\$844,750	14.31%
G30 - Site Mechanical Util	\$14,000	0.24%
Grand Total	\$5,901,666	100.00%

Lamar State College - Orange

FY 2022 Campus Condition Report

THECB Building Replacement Value

\$168,741,032

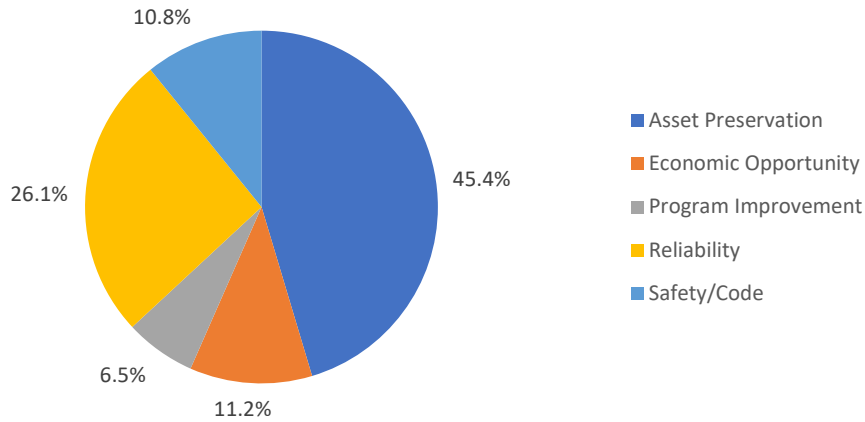
Total Dollar Amount of Backlog

\$9,231,361

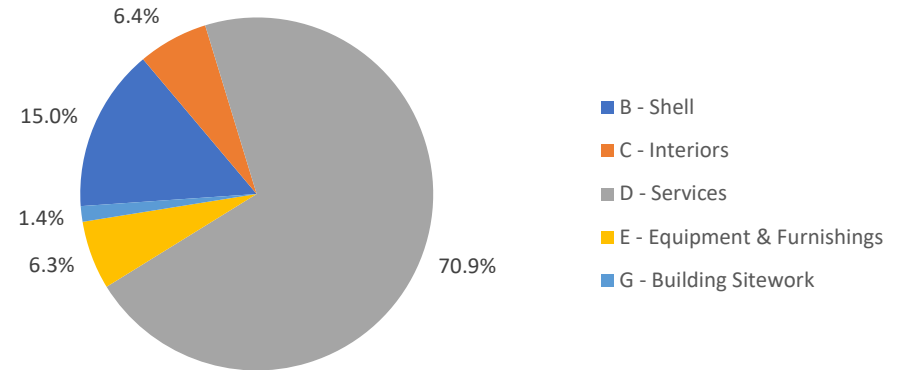
Total Backlog as Percentage of Replacement Value

5.5%

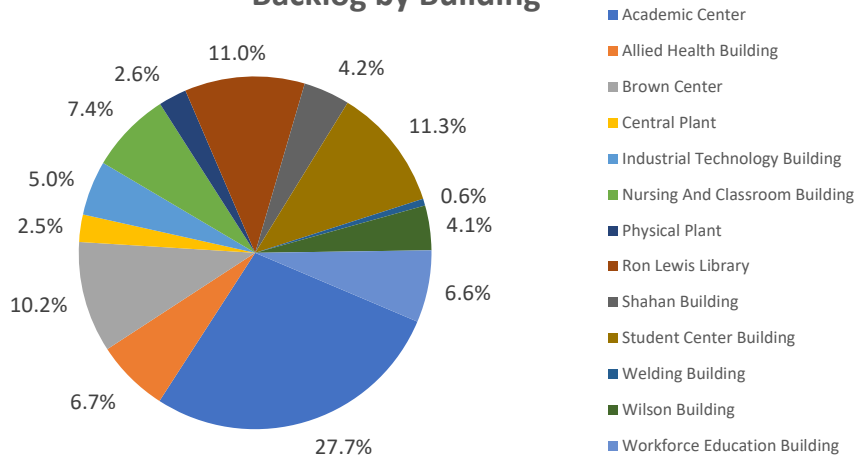
Backlog by Investment Criteria



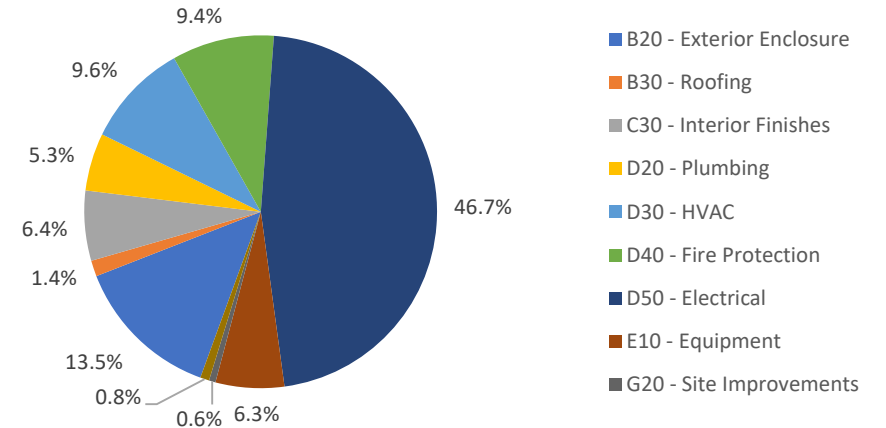
Backlog by Level 1



Backlog by Building



Backlog by Level 2



Lamar State College - Orange

Detail Values

Campus	Lamar State College - Orange
Timeframe	Backlog

Investment Criteria	\$ Value	% Value
Asset Preservation	\$4,188,507	45.37%
Economic Opportunity	\$1,035,812	11.22%
Program Improvement	\$598,288	6.48%
Reliability	\$2,408,493	26.09%
Safety/Code	\$1,000,261	10.84%
Grand Total	\$9,231,361	100.00%

Campus	Lamar State College - Orange
Timeframe	Backlog

Level 1	\$ Value	% Value
B - Shell	\$1,380,444	14.95%
C - Interiors	\$592,054	6.41%
D - Services	\$6,548,432	70.94%
E - Equipment & Furnishings	\$580,000	6.28%
G - Building Sitework	\$130,431	1.41%
Grand Total	\$9,231,361	100.00%

Campus	Lamar State College - Orange
Timeframe	Backlog

Building Name	\$ Value	% Value
Academic Center	\$2,558,407	27.71%
Allied Health Building	\$619,519	6.71%
Brown Center	\$937,384	10.15%
Central Plant	\$231,761	2.51%
Industrial Technology Builc	\$464,404	5.03%
Nursing And Classroom Bu	\$687,600	7.45%
Physical Plant	\$238,278	2.58%
Ron Lewis Library	\$1,015,917	11.01%
Shahan Building	\$391,822	4.24%
Student Center Building	\$1,039,040	11.26%
Welding Building	\$58,352	0.63%
Wilson Building	\$377,327	4.09%
Workforce Education Build	\$611,550	6.62%
Grand Total	\$9,231,361	100.00%

Campus	Lamar State College - Orange
Timeframe	Backlog

Level 2	\$ Value	% Value
B20 - Exterior Enclosure	\$1,247,444	13.51%
B30 - Roofing	\$133,000	1.44%
C30 - Interior Finishes	\$592,054	6.41%
D20 - Plumbing	\$490,611	5.31%
D30 - HVAC	\$885,556	9.59%
D40 - Fire Protection	\$864,321	9.36%
D50 - Electrical	\$4,307,943	46.67%
E10 - Equipment	\$580,000	6.28%
G20 - Site Improvements	\$55,431	0.60%
G40 - Site Electrical Utilities	\$75,000	0.81%
Grand Total	\$9,231,361	100.00%

Lamar State College - Port Arthur

FY 2022 Campus Condition Report

THECB Building Replacement Value

\$200,390,204

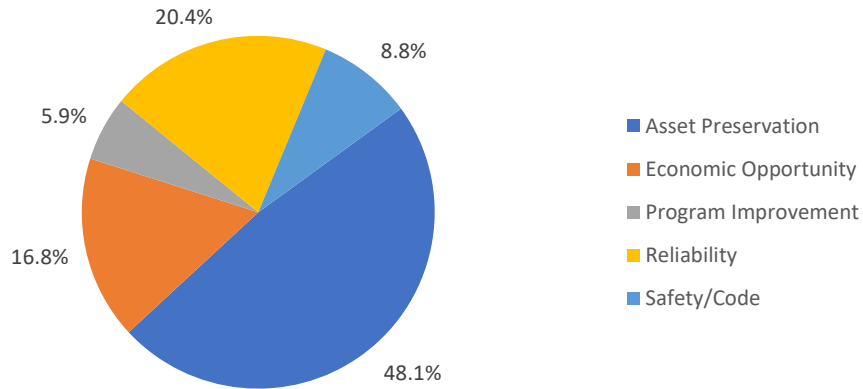
Total Dollar Amount of Backlog

\$23,293,782

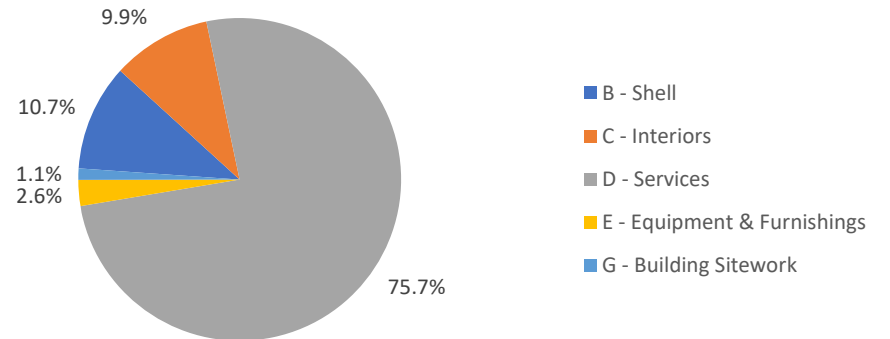
Total Backlog as Percentage of Replacement Value

11.6%

Backlog by Investment Criteria

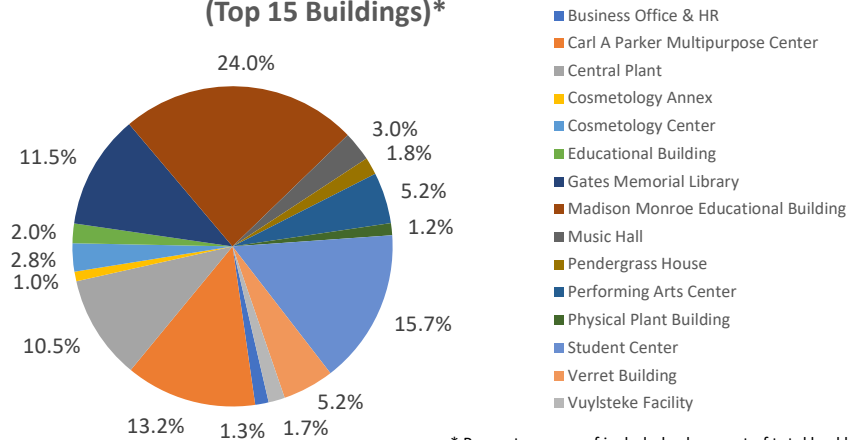


Backlog by Level 1 (Values Greater Than or Equal to 1% of Total Backlog)*



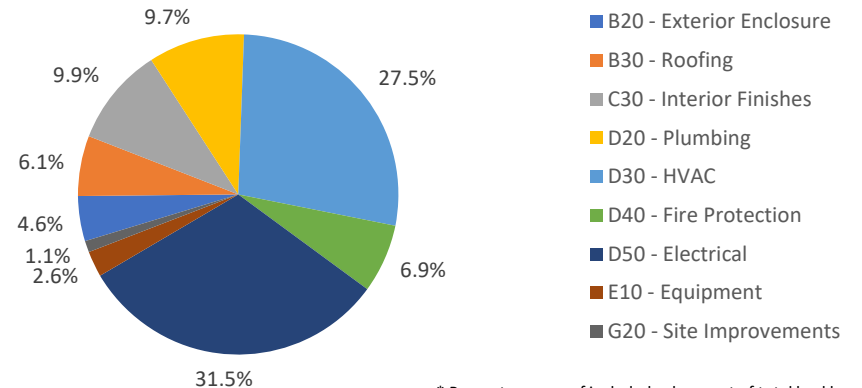
* Percentages are of included values, not of total backlog.

Backlog by Building (Top 15 Buildings)*



* Percentages are of included values, not of total backlog.

Backlog by Level 2 (Values Greater Than or Equal to 1% of Total Backlog)*



* Percentages are of included values, not of total backlog.

Lamar State College - Port Arthur

Detail Values

Campus	Lamar State College - Port Arthur
Timeframe	Backlog

Investment Criteria	\$ Value	% Value
Asset Preservation	\$11,203,503	48.10%
Economic Opportunity	\$3,922,821	16.84%
Program Improvement	\$1,379,335	5.92%
Reliability	\$4,749,562	20.39%
Safety/Code	\$2,038,560	8.75%
Grand Total	\$23,293,782	100.00%

NOTE: FILTERED TO TOP 15 BUILDINGS

Campus	Lamar State College - Port Arthur
Timeframe	Backlog

Building Name	\$ Value	% Value
Business Office & HR	\$301,800	1.35%
Carl A Parker Multipurpos	\$2,956,033	13.21%
Central Plant	\$2,355,951	10.53%
Cosmetology Annex	\$220,663	0.99%
Cosmetology Center	\$635,861	2.84%
Educational Building	\$444,594	1.99%
Gates Memorial Library	\$2,574,164	11.51%
Madison Monroe Educatio	\$5,359,905	23.96%
Music Hall	\$668,387	2.99%
Pendergrass House	\$393,198	1.76%
Performing Arts Center	\$1,157,604	5.18%
Physical Plant Building	\$265,015	1.18%
Student Center	\$3,506,765	15.68%
Verret Building	\$1,153,883	5.16%
Vuylsteke Facility	\$375,233	1.68%
Grand Total	\$22,369,055	100.00%

NOTE: FILTERED TO VALUES EXCEEDING 1% - BY MANUALLY CALCULATING 1% OF TOTAL AND APPLYING AS A FILTER

Campus	Lamar State College - Port Arthur
Timeframe	Backlog

Level 1	\$ Value	% Value
B - Shell	\$2,470,989	10.66%
C - Interiors	\$2,304,373	9.94%
D - Services	\$17,540,675	75.66%
E - Equipment & Furnishings	\$602,533	2.60%
G - Building Sitework	\$265,212	1.14%
Grand Total	\$23,183,782	100.00%

NOTE: FILTERED TO VALUES EXCEEDING 1% - BY MANUALLY CALCULATING 1% OF TOTAL AND APPLYING AS A FILTER

Campus	Lamar State College - Port Arthur
Timeframe	Backlog

Level 2	\$ Value	% Value
B20 - Exterior Enclosure	\$1,058,719	4.57%
B30 - Roofing	\$1,404,770	6.06%
C30 - Interior Finishes	\$2,304,373	9.94%
D20 - Plumbing	\$2,257,683	9.74%
D30 - HVAC	\$6,382,985	27.54%
D40 - Fire Protection	\$1,609,431	6.94%
D50 - Electrical	\$7,290,576	31.46%
E10 - Equipment	\$602,533	2.60%
G20 - Site Improvements	\$265,212	1.14%
Grand Total	\$23,176,282	100.00%

System Administration

FY 2022 Campus Condition Report

THECB Building Replacement Value

\$14,192,091

Total Dollar Amount of Backlog

\$0

Total Backlog as Percentage of Replacement Value

0.0%

Backlog by Investment Criteria

■ (blank)

Backlog by Level 1

■ (blank)

Backlog by Building

■ Pending Data from Gordian

Backlog by Level 2

■ (blank)

DATA FROM GORDIAN PENDING

System Administration

Detail Values

Campus	System Administration
Timeframe	Backlog

Investment Criteria	\$ Value	% Value
(blank)		#DIV/0!
Grand Total		#DIV/0!

Campus	System Administration
Timeframe	Backlog

Level 1	\$ Value	% Value
(blank)		#DIV/0!
Grand Total		#DIV/0!

Campus	System Administration
Timeframe	Backlog

Building Name	\$ Value	% Value
Pending Data from Gordian		#DIV/0!
Grand Total		#DIV/0!

Campus	System Administration
Timeframe	Backlog

Level 2	\$ Value	% Value
(blank)		#DIV/0!
Grand Total		#DIV/0!

DATA FROM GORDIAN PENDING

Definitions Used in Analysis

Term	Definition
Backlog	Assets that have passed their useful life or are operating deficiently.
Reliability	Issues of imminent failure of compromise to the system that may result in interruption to program or use of space.
Safety/Code	Fire and life safety priorities or items that are not in conformance with current codes, even though the system is “grandfathered” and exempt from current code.
Asset Preservation	Projects that preserve or enhance the integrity of buildings systems, structure, or campus infrastructure.
Economic Opportunity	Projects that result in a reduction of annual operating costs or capital savings.
Program Improvement	Projects that improve the functionality of space, primarily driven by academic, student life, and athletic programs or departments. These projects are also issues of campus image and impact.

APPENDIX – PRESIDENTS’ REPORTS



**President's Briefing for
The Texas State University System
Board of Regents
August 2022**

ENROLLMENT, RETENTION & RECRUITMENT

Enrollment Goals 22-23: Fall 2021 and Spring 2022, LU total transfer enrollment was up with a goal to increase by 2% year over year.

Enrollment Focus: Transfer, Diversity and Freshman Yield

- LU is committed to supporting our partnerships with local and regional community colleges across the state of Texas. LU has hired a full-time staff member who will focus primarily on relationship building and transfer planning guides (TPG) for each partner institution in order to assist with seamless transfer opportunities.
- For Fall 2022 and moving into 2023, LU will continue outreach broadly but also have focused efforts to serve our diverse population of students. In order for LU to reach disadvantaged students, break down barriers, and provide college access, we enhanced some of our current enrollment and communication practices. These changes include providing money management counseling, increased financial aid outreach, test optional admission, and reducing admission fees where possible.
- Enrollment yield has been a primary focus for Fall 2022 new first-time college freshman. Over the last three years, LU had a 5% increase in yield (23%-28%), with an average net of 100 new students each fall. In order to keep the previous fall momentum going and promote agility across the university, a cross collaborative "flight team" has been formed. This team is comprised of representatives from academic units, admissions, student engagement and support services. Because of the collaborative work of this group, LU saw another increase in enrollment yield in freshmen by 3% in Fall 2021.

New Programs added: Spring 22

- Online:
 - AUVS – University Studies Multidisciplinary
 - NDUG-BUDA - Undergraduate Data Certificate
- On campus:
 - UVGH – University Studies Global Health
 - UVOL – University Studies Organizational Leadership
 - UVRG – University Studies Race Gender
 - UVSB – University Studies Social Behavioral Sciences
 - UVSH – University Studies Human Development
 - UVSM – University Studies Supply Management
 - UVST – University Studies Multidisciplinary
 - BS-USHS - University Studies – Health Science
 - NDUG-AUBD- Undergraduate Data Certificate
 - BM-MUEB: Music Education - Band
 - BM-MUEC: Music Education - Choir

RESEARCH

Lamar University's external grant revenues continue to grow in FY22. Funding requests for strategic research and workforce development initiatives have also been made through special federal appropriation request processes. Notable projects in FY22 include:

- Lamar University, in collaboration with Sul Ross State University and Marshall University, has submitted four federal appropriation requests (community project funding and congressionally directed spending) totaling \$8.5M in strategic development in cybersecurity, data analytics and gamma-ray container scanning technologies. We were informed that two of the requests had been included in the FY23 baseline mark-ups (\$4.5M) for community project funding consideration.
- Dr. Qin Qian, Professor of Civil and Environmental Engineering, received a \$448,625 research grant from the United States Environmental Protection Agency (USEPA) to measure the level of contamination of flood water in the Southeast Texas and to develop best practices to improve the water quality in the stormwater runoff to the Gulf of Mexico.
- The LU Economic Development Project Team, led by Dr. James Slaydon and Dr. Gevorg Sargsyan in the College of Business, was awarded \$375,000 by the Economic Development Administration (EDA) to quantify the economic impacts of COVID-19 in SE Texas and to understand community resiliency and recovery.
- Dr. Sylvestre Twagirayezu, Assistant Professor of Chemistry, received a National Science Foundation LEAPS-MPS (Launching Early-Career Academic Pathways in the Mathematical and Physical Sciences) grant of \$249,682 to develop detection technology for long-chain fluorinated compounds for environmental trace analysis.
- Dr. Kakoli Bandyopadhyay, Professor of Management Information Systems, received a \$420,000 grant from Texas Higher Education Coordinating Board (THECB) to develop new educational programs in data analytics for addressing the shortage of data analytics workforce in the State of Texas.
- Dr. LeAnn Chisholm, Assistant Professor of Nursing, received a \$234,967 telemedicine grant from the United States Department of Agriculture (USDA) to improve rural health literacy and chronic care in the SE Texas and hurricane impacted areas.
- Dr. Ruthie Robinson, Associate Professor of Nursing, received a \$607,018 grant from the Department of Health and Human Services to provide education and tuition support to students who pursue degrees in nursing education.

INSTITUTIONAL DEVELOPMENT

ALUMNI NEWS

- The Litigation Section of the State Bar of Texas inducted LU alumnus **David J. Beck '61, '12HD**, as a "Texas Legal Legend" June 9, 2022. Texas Legal Legends memorializes legendary lawyers who have practiced in Texas. Legends such as Beck are examples of lawyers who have spent their professional careers serving others. Beck's commitment to helping students resulted in the establishment of the David J. Beck Fellowship and the David J. Beck Teaching Excellence Award at LU.
- **LU Alumni Affairs launches Black Alumni Network** - Lamar University Office of Alumni Affairs launched its first Alumni Network, the Black Alumni Network, in the Fall of 2021. The LU Black Alumni Network comprises a 13-member executive board focusing on providing support, resources, networking opportunities and mentorship to LU alumni and students. The network seeks to empower, connect and celebrate the black community at Lamar University and unites the presence of LU alumni and students

through the LU Office of Alumni Affairs. The Office of Alumni Affairs is in the process of establishing other affinity-based alumni networks.

- **Lamar University Office of Alumni Affairs Announces 2022-2023 Alumni Advisory Board Leadership -** The Lamar University Alumni Advisory Board elected Lila (Creamer) Stevens '01 of Beaumont, Patient Care Navigator at Baptist Hospitals of Southeast Texas Smart Health Clinic, to serve as the 2022-2023 President. Nga "Tea" (Nguyen) Do '08 of Beaumont, Owner/Insurance Agent at Nga Tea Do's Farmer's Insurance Agency, will serve as Past-President. Sharita Gardner '12, Public Affairs and Communications Manager at the Port of Port Arthur, has been elected to serve as President-Elect for 2022-2023.

RECENT MAJOR GIFTS

- Michael and Cindy Lindsay endowed the **Michael and Cindy L. Lindsay Scholarship in Audiology Honoring Dr. James Connor Sullivan**. The Lindsays have partnered with Lamar University for over 25 years; establishing varied scholarships to honor former alumni and supporters. This scholarship benefits graduate students pursuing a Doctor of Audiology. The Lindsays credit Dr. Sullivan and his team in being instrumental in saving Michael's hearing and the scholarship reflects their gratitude and recognizes Dr. Sullivan's commitment to education. Dr. Sullivan is a clinical audiologist in the Bobby R. Alford Department of Otolaryngology at Baylor College of Medicine.
- The **Patricia and Floyd McSpadden Scholarship in Choral Music** was endowed with a gift from Patricia and Floyd McSpadden. Patti and Floyd have a deep affinity for Lamar University and the community at large. Both are very involved in many aspects of the College of Fine Arts. Patti is a founding committee member of Lamarissimo! Both have been donors to and served on the Friends of the Arts with, Patti serving as president from 2001 to 2002. Most recently, they were honored at the 2022 Lamar University Le Grand Bal. Floyd and Patti have additionally named Lamar University in their estate plans.
- Dr. John C. Schnick '68 graduated from Lamar State College of Technology with a Bachelor of Science in Biology. While attending Lamar, Dr. Schnick was a member of the marching band and, as a member of Kappa Kappa Psi National Honorary Band Fraternity, he served terms as the fraternity's secretary, vice president and representative to the Student Government Association. Dr. Schnick was also a Lamar Ambassador. Through his estate, Dr. Schnick will endow the **William B. Schnick and LaDonna C. Schnick Scholarship**. In recognition of this gift the piano rehearsal room in the Mary Morgan Moore Department of Music will be named the Irish Williams Rehearsal Room and a plaque noting same will be placed near the Bosendorfer piano he will also bequeath to Lamar University.
- Paul Wheelington, along with family, friends and colleagues established the **Shirley F. Wheelington Scholarship in Education** in memory of his wife. Shirley Wheelington '71, '88 attended Lamar University earning a Bachelor of Science in Elementary Education and Master of Education in Educational Leadership.
- Luanne Turco Jones '78 majored in marketing and graduated from Lamar with a Bachelor of Business Administration. While attending Lamar she was a twirler, member of the Lamar Ballet Company and Alpha Delta Pi sorority. Additionally, Luanne was a member of the Alpha Lambda Delta, Cap & Gown, and a candidate for Homecoming queen. Luanne endowed the **Luanne Turco Jones Scholarship in Business** supporting both graduate and undergraduate students in the College of Business.
- The **Georgiana "Georgie" Bass Volz Memorial Scholarship in Nursing** was endowed by Regina Rogers '14, former Lamar University regent and attorney, in loving memory of her friend Georgie Volz. Georgie lived most of her life in the Golden Triangle and spent her professional career as a public servant in the health and environmental fields. She also dedicated her time and effort to the Julie Rogers Gift of Life organization. Regina Rogers has humbly gifted her talent and treasures to Lamar University for over 35 years. In 2014 Lamar University honored her with a Doctor of Humane Letters.

- Dr. Fred Smith, Jr. '59 included a bequest in his will to create the **Celeste Kitchen Endowed Memorial Scholarship**. Dr. Smith shared he is forever grateful for the encouragement, and mentoring he received from Celeste Kitchen. Dr. Smith received his Bachelor of Science degree from Lamar State College of Technology with a major in sociology and a minor in science. After completing his Master of Education from Sam Houston State University and his Doctor of Education, PhD, from Texas A&M University his career in education spanned over 30 years and included work as a teacher, counselor, and principal.
- Donald '76 and Geraldine Lapham '64 have been connected to Lamar University for decades. Geraldine received a certification of completion for Secretarial Science and had a successful career at Dupont, Beaumont Works before retiring after 37 years. Donald completed his Bachelor of Science in Electrical Engineering specializing in instrumentation while working at Texaco and other local refineries. Donald attended numerous engineering classes alongside three of his siblings, Susan Lapham Dufour '69,'71, '77, David Lapham '76 and Michael Lapham '77, '78. Geraldine's daughter, Julie Joffrion Farah '92 earned her Bachelor of Business Administration degree in Accounting. Donald and Geraldine established the **Donald and Geraldine Lapham Endowed Scholarship in Electrical Engineering** recognizing their pride in having so many Lamar alumni in the family and the successful careers for which their educations prepared them.
- The **J. D. Koshkin Scholarship in Accounting** was endowed by Joe '70 and Gloria '68 Koshkin. Joe attended Lamar State College of Technology and after earning a BBA in accounting subsequently completed training in the U.S. Army and passed the CPA exam. Gloria earned a Bachelor of Science in elementary education and began her career as one of the first special education teachers in the Port Neches Independent School District and later continued her career with the Spring Branch Independent School District in Houston as an elementary special education teacher.
- Drs. David L. Hall and Jeannette G. Hall endowed the **LouAnn Asbury Endowed Scholarship Master's Program in Clinical Mental Health Counseling**. LouAnn '62 Asbury received a Bachelor of Science in Elementary Education from Lamar State College of Technology and later moved to Dallas to attend Perkins School of Theology at Southern Methodist University where she earned her Master of Divinity in 1988. LouAnn felt her true calling was in counseling, and moved to Santa Fe, New Mexico to pursue her Master of Counseling at Southeast College. After graduation she became the first counselor at the Cancer Center at St. Vincent Hospital in Santa Fe. Her family shared that LouAnn was adored by many and touched countless lives as a minister, counselor, and spiritual advisor, but her greatest accomplishment and source of pride were her two children, David and Holli.
- Ivan D. "Denny" Robertson III '77 graduated from Lamar University with a Bachelor of Science in Chemical Engineering. In 2021, he endowed the **Ivan D. Robertson III Scholarship in Chemical Engineering**. Upon endowing the scholarship, he wrote he hoped the scholarship recipients "have a successful time at Lamar and in your career".
- Todd Hoffman '88 and family endowed the **Michael W. Hoffman Scholarship in Management** in honor of his father. Michael Hoffman earned a Certificate of Completion in Diesel Mechanics from Lamar State College of Technology in 1970 and an associate degree in Mid-Management in 1977. Todd shared that his father, Mike, earned his degrees from Lamar and used what he learned at Lamar to excel in his trade while always finding time to coach and mentor others along the way.
- Bill Urquhart '74 graduated Summa Cum Laude from Lamar University with a Bachelor of Science in Electrical Engineering and was co-valedictorian. He was very involved on campus participating in Phi Kappa Phi National Honor Society and serving as Student Government Association president from 1973-1974. Bill has planned in his estate to endow the **Bill and Becky Urquhart Scholarship**.
- The **Locke Family Regents Scholarship** is the seventh scholarship endowed by Charles '44 and Gloria Locke and family through the Helen Caldwell Locke & Curtis Blakey Locke Charitable Trust benefitting Lamar University. Their scholarships support students of Lamar in the areas of theatre, dance, communication, engineering, and business, as well as scholarships open to all majors. The family's ties to

Lamar began with Charles who graduated from Lamar College with an Associate of Arts. Charles and Gloria's son, David '76, earned a Bachelor of Business Administration in Management. Robert Cobb '78, husband of Ann Locke Cobb, graduated with a Bachelor of Business Administration in Marketing. Charles and Gloria have also supported Lamar in many ways through Le Grand Bal and Friends of the Arts.

- Lum '63 and Norma '64 Hawthorn endowed the **Hawthorn Family Endowment for Student Support in the College of Arts and Sciences**. The endowment provides support for student development in undergraduate research in the fields of history, political science, and history. Lum's father, Hubert F. Hawthorn, attended South Park Junior College, the predecessor to Lamar University and Lum's older brother Hubert F. "Hub" Hawthorn, Jr. also attended Lamar. Lum graduated with a degree in History and Government and Norma graduated Cum Laude with a Bachelor of Arts degree in English. Lum and Norma are proud of the contributions Lamar University has made to the Southeast Texas community and for the education they, Lum's father and his brother received at Lamar.
- The **Alpha Chi Omega Presidential Scholarship Honoring Norma Paderas Hawthorn** was initiated by the Alpha Chi Omega sorority and its then chapter advisor, Andrea Stephenson. When Lum '63 and Norma '64 Hawthorn learned of the honor, they generously endowed the scholarship. While Norma was a freshman, she pledged Alpha Chi Omega. During her college years Norma was employed by Lamar in positions ranging from relief secretary to switch board operator, was an active member of her sorority and served on the Lamar yearbook staff and as Editor in Chief. In 1969 Norma began an active membership in the Alpha Chi Omega Alumnae Chapter, holding positions as President, Treasurer and served for 30 years as Chapter Advisor at Lamar.
- Tracy R. Timmons '98 earned a Bachelor of Science in Health Education from Lamar University as a first-generation college student. She was a member of the National Society of Black Engineers while majoring in Civil Engineering. When Tracy's mother passed away from diabetes during her sophomore year, she changed her major to Health Education. Tracy is currently a librarian at Houston Community College. She has chosen to include Lamar University in her estate plans and will establish the **Tracy R. Timmons Endowed Scholarship for Engineering Students** in memory of her late parents, Thomas and Aire Timmons.
- Dr. John C. Price '66 pledged a gift to endow a scholarship. After his death in 2018 his wife, Jo Price, completed the pledge commitment and endowed the **Dr. John C. Price Scholarship in Biology**. Dr. Price graduated from Lamar State College of Technology with a Bachelor of Science in Biology and went on to earn his Doctor of Medicine from the University of Texas Medical Branch in Galveston.
- Khin Khin Aung, along with other family and friends, endowed the **Dr. Kendrick Aung Memorial Scholarship and Design Award in Mechanical Engineering**. Dr. Kendrick Aung was a professor in the Lamar University College of Engineering teaching mechanical engineering from 2001 to 2020 and served as interim department chair in 2020. While at Lamar Dr. Aung mentored more than 50 senior Capstone design teams, several which won prizes and scholarships in regional and national design competitions such as SAE Baja and the Texas Space Grant Consortium Design Challenge. In 2019 Dr. Aung was the recipient of the University Professor Award in recognition of his superior teaching, scholarship, and service to the university.
- Charlotte L. Stirling '77 graduated from Lamar with a Bachelor of Business Administration in Marketing. Tom Stirling '77 earned his Bachelor of Science in Geology from Lamar and ultimately retired from ExxonMobil. Charlotte and Tom met at Lamar and married in 1978. They have designated Lamar University Foundation in their wills with the intent to create two endowed scholarships for the benefit of Lamar University; the **Tom and Charlotte Stirling Scholarship Fund for the Arts** and the **Tom and Charlotte Stirling Scholarship Fund for Athletics**.
- The **Catherine Edwards and Lum C. Edwards III Memorial Scholarship** was endowed by a group of family and friends led by Gerry Wiggins Edwards '92, Allison Edwards Brocato '85 and Carl Webber Ferguson, Jr.

Catherine Edwards '85 graduated from Lamar University with a Bachelor of Science in Elementary Education. After graduation Catherine became a vibrant, caring, and loving schoolteacher who cared deeply for her students. Lum C. Edwards III '89 graduated from Lamar University with a Bachelor of Fine Arts in Graphic Design. He served as Vice-President of Edwards & Sherlock Insurance Agency and became a partner in 2012.

- The Lamar University Foundation Board of Trustees endowed the **Dr. Kenneth R. Evans Distinguished Faculty Fellowship** in honor of Dr. Evans' leadership and service as the 15th President of Lamar University from July 1, 2013, through June 30, 2021.
- Ronnie '78, '80 and Krista '85 Allred Smith are "proud graduates of Lamar University". Krista graduated with a degree in Elementary Education and Ronnie received his degrees in engineering – a Bachelor of Science in Civil Engineering and Mast of Engineering in Civil Engineering. Ronnie credits his engineering education received at Lamar to be second to none allowing him to succeed in starting and running a highly successful engineering company in the oil and gas sector. He proudly endowed the **Ronnie Smith Family Scholarship** so that others may have the opportunity to succeed in the engineering field.
- Dr. Charles Gongre '67 received a Bachelor of Arts in English and continued his education, receiving a Master of Art in English and a Ph.D. in English. From 1973 to 1976 he was an Adjunct Instructor of English at Lamar University and in 1977 became an Instructor of English at the Lamar campus in Port Arthur. When Lamar state College-Port Arthur became a separately accredited institution in 1987 Dr. Gongre was Dean of Academics and Continuing Education Programs. He continued to teach English, eventually becoming the first full Professor at Lamar State College-Port Arthur. Dr. Gongre endowed the **Dr. Charles Gongre Scholarship in English** and has directed additional funds to the scholarship through his estate plan.
- Scott '81 and Jamie '84 McCauley endowed the **Thomas W. Oszczakiewicz Memorial Scholarship in Electrical Engineering**. Thomas Oszczakiewicz '69 graduated from Northhampton High School in 1944 and enlisted in maritime service. He attended officer school in New York and for the next decade would honorably serve this country. Retiring from maritime service in 1953 he later began a career in the petrochemical industry and enrolled in Lamar State College of Technology. He earned a Bachelor of Science in Electrical engineering and became a Licenses Professional Engineer in the State of Texas. He founded Omega Engineering and throughout his career influenced many young engineers.

EVENTS

Dinner and Conversation, February 22, 2022 - Six successful Lamar University Alumni hosted tables of students majoring in their field of study to offer career advice and career exploration. Alumni hosts were also joined by senior members of the faculty to discuss how LU's curriculum relates to the realities of the hosts' professional experiences. The students were also able to practice their conversation, networking, and dining etiquette skills. Alumni hosts included: – Courtney (Laughlin) Stokley '15-Physician Assistant, Dr. Linda Ray '78-Internal Medicine Physician, Lucia (Ornelas) Babar '14-Chemical Engineer, Quade Robertson '17-Mechanical/Design Engineer, Veronica (Hayes) Gromada '96-Corporate Attorney, and TSUS Regent Stephen Lee '89-Bank President.

Distinguished Alumni Awards, April 23, 2022 - Lamar University Alumni and Friends gathered for a special dinner and awards program honoring the 2022 Lamar University Distinguished Alumni, the highest award that Lamar University bestows to a graduate. Recipients included: Orlando Alvarez '87 (President and CEO of BP Energy Company), Myrna (Pirnack) Dunnam '67 (retired family law attorney), Frank Messina '71 (owner of Messina's Liquor, Inc.), and Julie Wenah '08 (Associate General Counsel for Civil Rights at Meta fka Facebook).

After School Special: The Lamar University Fourth Juried Alumni Art Exhibition, June 24-July 30, 2022 - The Lamar University Dishman Art Museum, in collaboration with the Lamar University Office of Alumni Affairs, hosted its fourth juried art exhibition for alumni entitled After School Special. This exciting exhibition offered an opportunity for LU graduates from across the country and around the world to share their creative work at the Dishman Art Museum. The opening reception for the artists was held on June 24, 2022. Lynn Castle, Executive Director of the Art Museum of Southeast Texas served as the juror for the show. Featured Artists included: Greg Busceme '79, Elizabeth Fontenot '13, Sunnier Forcier '15, Audra LaCour '16, Justin LeBlanc '10, Amy Richard '84, and Justin Varner '05.

ATHLETICS

Jeff O'Malley assumed the role of Director of Athletics on July 1, 2022. He joined the Cardinal family after a highly successful 20-year tenure at Marshall University serving as the Associate Director of Athletics/Chief of Staff and liaison to the university's General Counsel.

O'Malley has a long-standing history of overseeing many facets of the Marshall University Athletics program including men's basketball, men's soccer, men's golf and baseball, as well as the department's academics and compliance offices. In July 2021, he was named interim athletics director for Marshall University Athletics, and during his tenure in that role, he successfully navigated conference realignment and negotiated Marshall's move to the Sun Belt Conference.

In August 2021, O'Malley was also named NCAA Secretary Rules Editor for Men's Basketball. This is a role he will begin Sept. 1 in addition to his duties as Athletics Director.

PLANNING AND CONSTRUCTION

With the completion of the new Welcome Center, current efforts have shifted to renovations, upgrades and infrastructure repair or replacement. Improvements to multiple academic buildings continue as needs arise and funding is available. Archer Physics, the Plummer Building, and Carl Parker have new roofs with only minor items left to finish. New roofs at Morris and Combs Hall are nearing completion and improvements to residential units at Campbell Hall that had previously been shuttered will be completed before the start of the fall semester. Replacement of the Social and Behavioral Sciences building has begun and is expected to be complete in spring 2023. The Biology faculty office suite in the Tom Maes Building is complete. Construction documents for the relocation of faculty research labs from Hayes Biology to unused space in the Chemistry Building are nearing completion. Additionally, approximately 6,300 SF of unused space in the Cherry Engineering Building will be converted into shared administrative space for the Center for Resiliency, the Center for Midstream Management and Science, and the Center for Advances in Port Management. The project is out for competitive sealed proposals. Construction is scheduled to start in September 2022 and is expected to last 8 months. New parking lot signage is in fabrication and is expected to be installed in time for the start of the fall semester. Two classrooms in the Chemistry Building are under renovation and will also be complete for start of fall semester.

Plans are underway for a new basketball film viewing room in the Montagne Center. The new sprinkler system at the Mary & John Gray Library is complete and operational. With the passage by the 87th Legislature of Lamar's request for TRB funding, programming has begun for full building renovation of the Mary and John Gray Library, including space to integrate a Digital Learning Center into the building. Plans for the Plummer Building renovation will be put on hold until a later date, however, due to escalated deterioration of the existing roof, it was replaced in early 2022.

Critical infrastructure is continually assessed and evaluated for maintenance or renewal. The old boilers in the South Plant were recently replaced with new energy efficient models and replacement of boilers and antiquated pumps in the North Plant was completed this summer. One of the existing high voltage feeders serving several academic and student services buildings in the center of campus reached the end of its useful life and was replaced earlier this year and another feeder on the south end of campus to ensure redundancy to the South Central Plant will be replaced. Additionally, 24 air handlers in five campus buildings have now been replaced. The facility condition assessments of major campus buildings by Sightlines/Gordian to determine deferred maintenance and capital renewal priorities is nearing completion and the draft report is expected to be issued in July.

INFORMATION TECHNOLOGY

Current Projects:

- The Axiom Elite implementation is now complete and in use. All four phases of mapping have been tested and are completed. Handover of the production environment occurred earlier this spring and the product is now in use.
- The Cornerstone training module implementation is now complete and is in use.
- Lamar University is enabling multifactor authentication (MFA) for all employees, effective July 9th and for all students on September 20th. MFA is being provided through the DUO app, which provides authentication for secure login through a user's cell phone. As user passwords expire, the system is requesting that users download and set up the DUO app on their smartphones. One positive is that, once the app is enabled, users will no longer have to update their passwords on a periodic basis.
- The Lamar University Office of the Information Security Officer has completed authoring of all but one planned information security policy. Most have been approved with three policies and one program now awaiting approval. We are now up to date on all IT policies.
- Campus wide replacement of Symantec antivirus with Microsoft's antivirus product is expected to be complete by June 30, 2021.
- Transition from KACE in the management of Windows desktops to co-management using SCCM and Intune is complete and in use.
- The project to upgrade our Linux servers to RHEL 7 is continuing.
- Server upgrades from Microsoft Windows Server 2012 to 2016 or 2019 is under way. Completion is projected for June 2022.
- The web and Touchnet link portions of the Star Rez project are complete and in use. The portal portion of the project began on March 4th with a call to understand file requirements. Housing expects to use the portal by July of 2021 in support of Fall applications.
- Configuration of the Fixed Asset and Faculty Load and Compensation (FLAC) modules in Banner began on February 15, 2021. FLAC has been placed on hold as functional areas need to resolve several process conflicts before moving forward.
- The Banner Fixed Asset module is complete and in use.
- Implementation of the CAYUSE funds management software is complete and in use.
- Development of an activity plan in response to TSUS TAC 202 audit findings was received in December 2020 and is complete.

New

Implementation of the CyberArk Privileged Access Management (PAM) system was started at the beginning of June and is expected to be completed by June 30. The system will provide enhanced control of access to systems by privileged users (system managers) and was required by our cyber insurer.

KEY APPOINTMENTS

Dr. Dann Brown was named provost and vice president for academic affairs; effective July 1, 2022. Dr. Brown replaced Dr. Brenda Nichols, who retired from the position after 21 years of dedicated service in different leadership roles at Lamar University.

Brown served as associate provost since 2020. Prior to joining Lamar University, he served as dean of University College and director of the Personalized Academic and Career Exploration Center at Texas State University (2011-2020). Before joining Texas State, he served as dean of University College at Texas A&M University-Kingsville (2005-2011). Brown began his career in higher education at Eastern New Mexico University, where he held interim department chair and program coordinator responsibilities. Trained as a plant pathologist, Brown's research focused on the influence of environmental parameters and change on plant-pathogen interactions. As an administrator, he has researched the effects of high-impact practices on student success in college and has published extensively to help identify best practices for other institutions to implement. During his career, Brown has authored and served as principal investigator for seven Developing Hispanic Serving Institutions grants through the U.S. Department of Education for a total of more than \$23 million. He also was awarded more than \$1 million in funding from the Texas Higher Education Coordinating Board.

COMMUNITY INVOLVEMENT

In partnership with Lamar University and Beaumont Independent School District, an event was held on May 19, 2022 to commemorate the milestone of completing innovating learning labs (NESTs) in all 12 elementary campuses within BISD. These innovative learning labs became a reality due to the generosity of local businesses, corporations, alumni, and friends of the university. Each lab cost \$15,000, therefore \$180,000 was secured to fund all twelve elementary campuses.

Years in the making, the goal of the innovative learning lab was created to make a safe, unique learning space for students of our community. This lab was designed to spark the interest of learning in the areas of science, technology, arts, math (STEAM) and reading. The NEST includes technology such as a STEM green screen, Lux Box, 3-D printer and an interactive multi-touch Triumph Board, complete with more than 150,000 lesson plans and activities. It also offers Lamar University students the opportunity to collaborate with elementary schools in the areas of undergraduate research, the promotion of STEAM teaching, development and as an off-site classroom.

The journey of transforming spaces within Beaumont elementary schools began with Pietzsch Mac-Arthur Elementary School. Efforts have culminated into the Cardinal NEST at Caldwood Elementary School — the 12th innovative learning lab established in BISD.



SAM HOUSTON STATE UNIVERSITY

President's Briefing for the TSUS Board of Regents August 2022

ENROLLMENT, RETENTION, AND RECRUITMENT

The Fall 2022 enrollment projections are currently trending upward compared to Fall 2021. Incoming first-time freshmen enrollment has increased, while transfer and graduate enrollment remains down. As of June 27, 2022, the overall enrollment headcount for Fall 2022 is up 4.5% over this time last year, and overall semester credit hours are up 5.11% compared to this time last year.

SHSU has expanded its marketing and communication plans to reach out to specific communities and geographic areas to promote higher education attainment. The U.S. Department of Education approved SHSU as a Hispanic Serving Institution. This designation provides the university access to additional support to serve some communities. Jeanine Bias, SHSU's Chief Diversity Officer, is working with campus marketing and recruitment offices to identify ways to better recruit and communicate with underrepresented populations. Additionally, some of our student success programs, such as ELITE and evolve, are seeking to partner with community colleges and school districts to promote educational attainment by building bridge programs for underrepresented populations.

Given the decreasing number of students attending community colleges, SHSU continues to engage in constructive work with the Texas Transfer Alliance in the form of 90-day plans and projects with participating members. The university is working to build out more formal partnerships with community colleges to aid in strategic growth for both partners while opening and streamlining pathways for students to pursue four-year degrees. The initial emphasis is on high demand areas, such as education and engineering technology, and will include formal transfer degree maps, specialized marketing and communications, and will promote communication and curriculum alignment to minimize credit loss and degree completion time. To promote community partnerships, and at their request, SHSU is investigating dual credit opportunities for school districts in the immediate vicinity, starting with Huntsville ISD, to fill gaps and promote early student college credit attainment.

Continuing student outreach efforts have evolved into multiple population campaigns incorporating social media, digital communication, and in-person outreach with the purpose of re-enrolling current students, mitigating stop-outs, and ensuring students continue progressing toward their degree attainment and career goals. Specialized outreach has included targeted academic progress campaigns engaging students who lost their financial aid after the spring semester due to unsatisfactory academic progress. To date, we have had an increase in the number of appeals filed and accepted, thereby ensuring students can retain their financial aid and can afford to remain in school.



SAM HOUSTON STATE UNIVERSITY

RESEARCH

The fiscal year 2022 year-to-date grant activity includes 133 proposals submitted for \$75,204,499. Of those submissions, 59 proposals have been awarded, totaling \$20,052,678. Overall, the number of proposals submitted is down 12.5% compared to last year; however, this year, SHSU has been awarded 8% more in funding.

Notable grant awards for the third quarter of fiscal year 2022 include the following: Texas Department of State Health Services for \$6,108,224 in the development of a state-wide vaccine educational program; Office of the Texas Comptroller for \$499,241 for a survey of the bees of East Texas with a focus on floral interactions and conservation status of Bumble Bees and Long-Horned Bees; and The Summerlee Foundation for \$15,000 for the Sam Houston Memorial Museum and Presidential Library virtual collaborative repository.

PLANNING, ASSESSMENT, AND ACCREDITATION

The TSUS Board of Regents approved SHSU's strategic framework at the May meeting. The framework included a new mission statement, values, vision statement, and strategic priorities. Since then, we've been drafting goals to reinforce each strategic priority and have assigned Strategic Priority Champions and goal task forces to oversee strategies to reach each goal.

Additionally, a survey was sent to SHSU's faculty, staff, students, and alumni on May 4 for input on how to measure the proposed goals through objectives and key performance indicators. The data collected from the survey was shared with the goal task forces for consideration.

INSTITUTIONAL DEVELOPMENT

Advancement

More than \$12.85 million has been received in contributions and pledges from more than 8,000 donors. The fundraising team secured 38 new endowment agreements from donors through July 1, primarily designated for student scholarships. SHSU has received two major gifts this quarter: \$250,000 for a student scholarship endowment and a \$1 million commitment designated for major renovations to the football stadium.

On June 16, 2022, SHSU sold 24 acres of land in Montgomery County received through an estate gift. The proceeds will be used to establish a scholarship endowment and an enrichment endowment benefiting the Sam Houston Memorial Museum.

A donor gift-in-kind, valuing approximately \$2.2 million, is expected for Phase I of the new agriculture program facilities at Gibbs Ranch. The gift-in-kind will provide site preparation for all components of the project at no cost to the university. The same donor began work on removing the existing practice arena and replacing it with all new construction materials and services at his personal cost, a value estimated at approximately \$250,000. The new practice arena facility will be complete in mid-August.



SAM HOUSTON STATE UNIVERSITY

The Sam Houston Memorial Museum staff is proud to report that visitors and school tours, as well as facility rentals, are exceeding pre-COVID numbers. The museum opened the Steamboat House to the public for one day on July 26, in recognition of the anniversary of Sam Houston's death.

Alumni

Current Alumni Association membership is 14,928, of which 3,717 are life memberships. The SHSU Alumni Board meeting on August 5 was held in conjunction with the ground-breaking for the new agriculture facilities. Other planned events for the summer included SHSU Night @ Dell Diamond and SHSU Night at Minute Maid Park. SHSU Distinguished Alumni and Nashville Hall of Fame member, Allen Shamblin, will be performing at Dosey Doe in The Woodlands on August 19.

ATHLETICS

Sam Houston State University Athletics continues to build towards its transition to the FBS and Conference USA. Athletic teams and student-athletes had strong seasons through the spring semester. Sonia Curvelo has been hired as the new head coach of Bearkat Soccer. Golfer Viera Permata Rosada became the second Bearkat to qualify for the NCAA Championships, while pole vaulter Clayton Fritsch twice stood on the podium at both the NCAA Indoor and Outdoor Championships as a top three finisher in each. SHSU Baseball won its seventh conference title since 2012 by claiming the outright WAC Southwest Division title. Cornerback Zyon McCollum was selected by the Tampa Bay Buccaneers in the fifth round of the NFL Draft in April.

OTHER INSTITUTIONAL HIGHLIGHTS

The Sam Houston State University Rodeo team competed in the 2022 College National Finals Rodeo in Casper, Wyoming in June. The men's team won seventh place in the Nation, with five of the qualifiers placing top 10 in the Nation; and the women's team won 13th place in the Nation, with one qualifier placing top 10 in the Nation. The SHSU Rodeo Club is one of the oldest clubs on campus and has produced more national champion rodeo teams than any other college or university in the Nation.

Sam Houston State University's Orange Pride Dance Team won first place in the Team Performance D1 Category at the National Dance Alliance Collegiate Cheer and Dance Championship in April. The Orange Pride registered a score of 94.12, which is the highest in Sam Houston State's history within the category. The Orange Pride Dance Team has now won 11 national titles since 1998. This is also the second time that the program has won three consecutive national titles in SHSU history.

Capital Projects

The Health Professions Building programming efforts were completed in June. Procurement of design services will begin in late August.



SAM HOUSTON STATE UNIVERSITY

The North Residential Parking Garage was completed in May and will open in August. The garage provides an additional 547-parking spaces, which is necessary parking for the new San Jacinto Residence Hall and existing residence halls on the north side of campus.

The San Jacinto Residence Hall construction is 85% complete as of June. The project is on track for completion before the start of the fall semester.

The College of Osteopathic Medicine Parking Structure design fee negotiations with Hoar Construction are complete. Design, including a brief programming effort, began in June. The new parking garage will provide approximately 1,000 parking spaces for COM-affiliated personnel, students, and guests. The parking structure will also serve the new Health Professions Building.

Information Technology

To enhance technology support to students, faculty, and staff, the IT website was modified and now includes a chatbot. This addition allows easy access to solutions for frequently asked questions and problems. In return, the chatbot lowers the call volume to the IT Service Desk and allows technicians to focus on more complex issues. To better serve and assist potential and current students, Google Translate is now available on websites to support SHSU as a Hispanic Serving Institution.

In support of a campus project to establish a redundant data center, the Division of Information Technology conducted a second data center failover test July 1 to determine whether or not critical applications could endure a failure of one of the data centers. The first test in March identified issues that since have been resolved. A positive completion of this test verified the full functionality of the primary data center and validated the Business Continuity readiness, along with the ability to perform maintenance without interrupting critical services for students, faculty, and staff.

Key Appointments

Dr. Thomas Mohr, professor of primary care and clinical medicine, has been named the new dean of SHSU's College of Osteopathic Medicine, effective September 15. Mohr comes to SHSU-COM from the Idaho College of Osteopathic Medicine, where he serves as dean and chief academic officer and was instrumental in obtaining full accreditation this year.

LTC Joe Contreras has been named the executive director for SHSU's First-Generation Center, effective June 16. Almost half of the SHSU student population are first-generation students. The First-Generation Center will provide a much-needed resource to students and families and help SHSU move forward on the strategic priority of student success and student access.

Dr. Aneika Simmons has been named the interim associate vice provost for faculty success, effective August 1. The associate vice provost for faculty success will provide direction and



SAM HOUSTON STATE UNIVERSITY

support for initiatives specific to faculty's success and wellbeing, to include those associated with faculty recognition, promotion and tenure, and leadership development.

Community Involvement

The Center for Community Engagement (CCE) at Sam Houston State University has been recognized as a national leader in community engaged research, civic engagement, and academic community engagement. The CCE was selected as the first-ever recipient of the national We the People Award presented by the American Democracy Project, an initiative of the American Association of State Colleges and Universities (AASCU). The We the People Award recognizes exemplary team commitment, impact, and leadership in advancing civic learning and civic engagement.

SHSU BOARD ITEMS

The Department of Security Studies within the College of Criminal Justice is requesting consideration for an undergraduate certificate in Biosecurity and Pandemics. The undergraduate certificate in Biosecurity and Pandemics program is designed to supplement current offerings in the B.S. and B.A. programs in Homeland Security Studies by allowing interested students to develop a greater level of expertise in areas related to biosecurity and large-scale public health challenges that impact homeland security, such as pandemics.

A request for consideration has been submitted to change the name of the Sam Houston Memorial Museum to the Sam Houston Memorial Museum and Republic of Texas Presidential Library. This request is to recognize the library status given by the 85th Legislature of the State of Texas.



SUL ROSS STATE UNIVERSITY
President's Briefing
Texas State University System Board of Regents
August 2022

Enrollment, Retention, and Recruitment

Summer 2022 new student enrollment made significant gains in comparison to summer 2021. Incoming freshmen, new transfers, and new graduate students surpassed expectations and improved by 100% over the previous summer. Fall 2022 enrollment trends are trending in a positive direction and we are cautiously optimistic that both headcount and semester credit hours will be flat.

New Student Orientation sessions gained momentum as a record number of freshmen attended these summer sessions to learn about Lobo Life in Alpine. Students attended one day events to complete enrollment processes with financial aid, academic advising, and residential living. A new component of the NSO included parent sessions with university administrators which allowed parents to ask questions and receive advice from the university leadership. The final New Student Orientation occurs during Lobo Days in August prior to the start of classes. Lobo Days includes intense orientation activities and opportunities for students to make connections before the fall.

Significant changes to academic advising, have been implemented by the Provost, to increase both effectiveness and efficiencies of these processes. The Lobo Den Advising Center will continue to provide professional academic advising to first and second year students. Juniors, seniors, and graduate students will receive academic advising from their major program faculty advisors. This return to faculty advising provides more opportunity for students to engage with professionals with ties to the industries in which they seek degrees.

Plans are underway for targeted recruiting in the Customs and Border Patrol Big Bend Sector. The College of Professional Studies and Education in conjunction with the Office of Strategic Partnerships initiated the relationship and continue to build momentum for the opportunity to partner with the CBP for expanded educational opportunities for their agents.

We have initiated a Student Readiness taskforce to develop plans for the fall and spring. The Taskforce membership includes the Provost, Academic Deans, VP for Enrollment Management, VP for Student Affairs, and various key personnel from student service areas. The purpose of the taskforce is to revitalize welcome week, simplify student processes to increase throughput and decrease friction points, and implement new strategies to increase engagement.

Planning Assessment and Accreditation

The Office of Institutional Effectiveness partnered with a committee of faculty, staff and students to launch the annual climate survey for all four campuses. A total of 425 faculty, staff, and students participated in the survey. Survey participants reported increased satisfaction in the work-life balance afforded on the SRSU campuses and the inclusion of people of different races, ethnicities, gender, and sexual identities, and/or cultural backgrounds. The survey results provide important data for SACSCOC reporting and direction to enhance the campus experience for the entire university community.

Research

The Center for Big Bend Studies is committed to the recovery, protection, and sharing of the rich cultural legacy of the Big Bend region through dynamic programs of research, education, public outreach, and publication. Ongoing research includes:

- The Center is preparing to conduct a dig at the Canta Recio site (a Paquimé outlier north of the known La Junta de Los Ríos settlement) on Pinto Canyon Ranch in Presidio County in September.
- Awaiting analysis of artifacts discovered at O2 Ranch during the first Field School session.

Borderlands Research Institute (BRI)

The BRI's mission is to help conserve the natural resources of the Chihuahuan Desert Borderlands through research, education, and outreach. To meet that mission the BRI plans and conducts research investigations on various aspects of the natural world and provides the results to the land managers so that they may more effectively manage the resources with which they are entrusted. Here are highlights for April through June 2022:

Events, Activities and Awards:

BRI and Borderlands Research Foundation (BRF) hosted the inaugural West Texas Conservationist of the Year celebration honoring John L. Nau, III, at the River Oaks Country Club in Houston, with about 200 attendees.

BRI hosted the Summit on Healthy Lands and Energy Development in Midland, with about 100 attendees.

Rio Grande Research Center (RGRC)

RGRC staff have completed the analysis for the recent binational effort to study groundwater resources in the area between Big Bend and Amistad Reservoir. The project, titled "Developing a Binational Understanding of Spring Flow from a Transboundary Aquifer along the Rio Grande", included participation from Sul Ross, the National Park Service (Big Bend, Amistad Reservoir, and Water Resources Division), the International Boundary and Water Commission, the United States Geological Survey, the United States Fish and Wildlife Service, the American Bird Conservancy, Pronatura Noreste, and Rio Bravo Restoration.

RGRC staff have also been taking advantage of the recent low river levels to study small springs in the Big Bend Ranch State Park. These springs are visible in archived 1947 images of the river, but are obscured today due to increased sedimentation and

encroachment of undesirable vegetation. The springs can only be observed today when the river levels are extremely low.

Capital Improvements

Campus Access Phase One

Construction of the Zuzu Verk Memorial Amphitheater has been completed and closed out.

Campus Access Phases Two and Three

Construction continues to progress with additional ADA compliant sidewalks being poured across the campus to improve accessible pathways and general campus conditions. The landscaping and emergency vehicle access improvements in front of the Briscoe Administration Building continue making good progress and should be completed in advance of the Fall semester.

Museum of the Big Bend Expansion

Construction is progressing well with all foundation work complete and steel structure nearing completion. A “topping out” event has been scheduled to engage MoBB donors by signing the final piece of structural steel before it is placed. We are on schedule and anticipate substantial completion in December 2022.

Other Campus Highlights

Academics

The College of Agriculture, Life and Physical Sciences (ALPS) successfully completed accreditation of the Nursing BSN for another 10 years. CCNE’s site visit went well and SRSU Nursing passed our visit with flying colors. ALPS is also piloting a Live and Learn Summer program to get students interested in STEM during summer session 2, with extracurricular activities and visits such as Balmorhea State Park and the McDonald Observatory.

Sul Ross State University is proud to announce Teacher Education graduates, Brittani Loreda and Lisa Vasquez from our collaborative partnership with Andrews ISD, Odessa College and XTO Energy, an affiliate of Exxon Mobil Corporation, which is funding the new program in Andrews to help address the severe teacher shortage in the Permian Basin. This new Teachers’ Academy will allow Andrews ISD students to complete an associate degree through Odessa College while they are still attending high school. After obtaining the Associate degree, students will complete a Bachelor’s degree through Sul Ross State University. This no cost program allows students to obtain a degree leading to teaching certificate. We currently have 20 students in this program partnership with Andrews ISD. We are anticipating 11 graduates this coming Fall 23’.

The State Board for Educator Certification (SBEC) has renewed the approval of Sul Ross State University - Alpine to continue to operate as an approved educator preparation program in Texas. This action was approved at the December 10, 2021 meeting of the SBEC.

The Counseling Department is pursuing CACREP accreditation for the graduate Clinical Mental Health program. This program graduates’ students that are pursuing licensing as a professional counselor. We were awarded funding through the PPOHA grant which is assisting in the development of the required web site and we are

currently completing the required self-study in preparation for a summer 22' submission.

The Education Diagnostician graduate program has secured 3 new MOU's beginning Fall 22'. Socorro ISD, Midland ISD, and Ector ISD have all partnered with Sul Ross State University and will send selected teachers through our Diagnostician certification program. All tuition is paid through the ESSER funds.

Dr. Oguzhan Basibuyuk, Associate Professor, has initiated a partnership with the U.S. Border Patrol and Customs sectors located in Alpine, Marfa, and Presidio. We are pursuing an online tuition so that SRSU can offer degrees Nationally to all Border Patrol and Customs agents. Through Dr. Basibuyuk' s leadership, we were able to organize a successful recruiting event for Border Patrol on July 1 at the University Center on campus.

Beginning, Fall 2022, the Kinesiology Department will work with Academic Affairs to pilot Institutional Access. We will have three courses that embed the e-textbook in the class on day one; no need to go through bookstore to purchase; this will also offer a 40% savings for the textbook.

Dr. Andrew Alegria, Assistant Professor of Music, was elected as the Region 6 college chair of the Texas Music Educators Association at a meeting in Odessa on Saturday, April 23. The TMEA was established in 1920 to "ensure excellence in music education for all Texas students." As the region college chair, Dr. Alegria will be responsible for working on behalf of college faculty and student TMEA members within Region 6, which includes most of the tri-county area west to Van Horn, south to Sanderson and east to Sonora and stretches north to Odessa, Midland and Abilene and over to San Angelo, with several smaller cities and counties in between.

The Theatre of the Big Bend's 57th season opens Friday, July 8, with "You're a Good Man, Charlie Brown." The production runs weekends July 8-24 at Sul Ross State University's Kokernot Outdoor Theatre. Based on the comic strip by Charles Schulz, with music, book and lyrics by Clark Gesner and Andrew Lippa, "You're a Good Man, Charlie Brown" follows the beloved Peanuts gang as they navigate the joys and challenges of childhood.

English major, Lisa Vasquez—a graduate of Andrews High School, is the second graduate of The Teachers' Academy, a partnership between XTO Energy, Odessa College, and Sul Ross State University that launched in April 2021 with a goal to get more teachers into Andrews classrooms. Graduating from SRSU with honors in May, Vasquez will begin teaching English II at her alma mater in the fall. XTO Energy, an affiliate of Exxon Mobil Corporation, is funding the project, the goal of which is to graduate eight to 10 teachers annually who are debt free

Rodeo

The rodeo team, led by Coach C.J. Aragon, is excelling on the field and in the classroom. The 2021-22 season ended well both in the arena and in the classroom. The Men's team ended the season ranked 3rd in the region and 15th nationally, and the Women's team ended the season ranked 8th in the region. Five of the men's team qualified for the CNFR: Tristen Hutchings in the Bull Riding and Steer Wrestling, and Blake Bentley (region champion heeler), Lane Cooper (region champion header), Kade Smith (3rd place in region), and Mason Pitts (4th place in region) in the Team Roping. Tristen Hutchings ended the season as the National Reserve Champion in the Bull Riding. Seven of the team had a GPA of 4.0 and 14 more had GPAs above 3.0.

Sul Ross State University Rio Grande College Uvalde campus is providing space to support the ongoing group and individual counseling sessions provided by mental health professionals following the Robb Elementary tragedy in Uvalde. Patrons have expressed a preference for meeting at our facilities that due to its location, on the edge of town, allows greater level of privacy. Counseling services will continue through July 29, 2022, but may be extended if needed.

On May 5, the Living the Dream: Cultural Pride on Campus Mural was dedicated by the Sul Ross Community, Alpine citizens and guests. The mural was created by regional artists and faculty and students in the Department of Visual and Performing Arts. The mural was funded by a Union Pacific Grant awarded to the Office of Institutional Effectiveness and the SRSU Foundation.

University and Foundation Endowments

Sul Ross State University's endowment had a market value of \$24.47 Million through February 2022. Additionally, Sul Ross State University Foundation had a balance of approximately \$1.5 Million in expendable endowment distributions.

Advancement and Donor Relations

Sul Ross and its foundations received gifts from April 1 to June 30, 2022 totaling \$425,689.

Alumni Relations

On April 30th, Alumni Affairs, in coordination with the SRSU Alumni Association Board, hosted the inaugural Alumni and Friends Golf tournament in El Paso with nine teams which consisted of 36 players. Over 50 Alumni attended from San Antonio, Dallas, and New Mexico.

In June, Alumni Affairs, in coordination with SRSU Athletics and Alumni Association, hosted the 4th annual Golf Outing in San Antonio at Silverhorn Golf. This was our most successful of our tournaments with 74 participants and well over 110 in attendance. There were 18 teams which consisted about 74 participants and overall about 100 in attendance.

We are in planning stages for additional outreach in the El Paso area to our many Lobos there.

Sul Ross State University

John Nau(JB Bar Ranch)	4/29/2022	39,000.00	Borderlands Research Institute
John Nau(JB Bar Ranch)	4/29/2022	50,000.00	Borderlands Research Institute
Modesta Williams	5/12/2022	10,000.00	Museum of the Big Bend
John Pondexter	5/17/2022	10,000.00	Museum of the Big Bend
Mr. Sam Pfiester	5/30/2022	50,000.00	Museum of the Big Bend

Still Water Foundation	5/31/2022	50,000.00	Borderlands Research Institute
Mrs. Ellen Ray	5/31/2022	35,000.00	Museum of the Big Bend

Sul Ross State University Foundation

North Texas Community Foundation	4/5/2022	5,000.00	SRSU Foundation
SRSU Endowment Distribution	4/28/2022	35,000.00	SRSU Foundation
Don & Karen Pfiester	6/13/2022	5,000.00	Desert Mural Restoration
Broken Spoke Corporation	6/13/2022	10,000.00	Desert Mural Restoration

Friends of the Center for Big Bend Studies

The Brown Foundation, Inc	5/20/2022	50,000.00	Friends of the Center for Big Bend Studies
Anne Calaway	5/20/2022	10,000.00	Friends of the Center for Big Bend Studies
The Brown Foundation, Inc	5/26/2022	50,000.00	Friends of the Center for Big Bend Studies



TEXAS STATE UNIVERSITY
President's Briefing
for the Board of Regents
August 11-12, 2022

RECRUITMENT AND RETENTION

Enrollment Strategies

Financial Aid and Scholarships. Texas State University is responding to the rising cost of college by leveraging federal and state grants, donor support, and institutional funds to reduce as much as practical the cost of attendance for current and future students.

- In Fall 2021, TXST implemented the first year of a \$40M, four-year plan to increase assured and merit scholarships for freshmen by \$11.6M annually. As of June 27, 2022, compared to the previous year, scholarship acceptances have increased by 1,053 (42%).
- In January 2022, TXST implemented the first year of a \$4.2M, two-year plan (\$2.1M/year) to provide assured scholarships to transfer students beginning in Fall 2022. As of June 27, 2022, 1,341 scholarships have been accepted. Year-to-year comparisons reveal increases in new transfer student orientation registrations by 233 (13.7%) and in new transfer student registrations for Fall 2022 classes by 201 (22%).
- In 2021 and 2022, TXST received a \$3M grant from the Texas Higher Education Coordinating Board (THECB) to provide scholarships to help former students and displaced workers return to college to complete their degrees. As of May 24, 2022, TXST has awarded \$1.9M to 599 students, and enrolled 479 former students and graduated 116.
- In January 2022, TXST received an additional \$250,000 from the Governor's Emergency Education Relief Fund to clear institutional-level outstanding student balances, such as accumulated fees and institutional-level financial holds, of up to \$1,000 per eligible student. As of June 2, 2022, TXST has awarded 160 completion grants totaling \$140,369.

New Degree Programs and Name Changes. TXST continues to evolve our degree programs and update unit names to remain competitive and meet the workforce needs of Texas. For example:

- A Bachelor of Science in Mechanical Engineering will launch in Fall 2022; 66 majors are anticipated to enroll in year-1 (2022) and grow to 477 majors by year-5 (2027).
- A Master of Long Term Care Administration is expected to be approved by the THECB for a Fall 2022 launch.
- Two motions have been submitted to the Board of Regents requesting to change:
 - The name of the Emmett and Miriam McCoy College of Business Administration to the Emmett and Miriam McCoy College of Business, and
 - The name of the Department of Computer Information and Quantitative Methods to the Department of Information Systems and Analytics.

Strategic Partnerships. TXST formed new enrollment articulation agreements with Harmony Public Schools, IDEA Public Schools, Galveston College, Austin Community College, and Huston-Tillotson University. Similar agreements with Dallas College and Coastal Bend College are pending.

Graduate College Programs and Partnerships. The Graduate College is launching several recruitment and student success strategies, including:

- “Bridges to a Graduate Degree,” an initiative designed to provide in-depth support for TXST undergraduate students interested in graduate education.
- Partnerships with Hispanic Serving Institutions and Historically Black Colleges and Universities to build pipelines from undergraduate to graduate degrees.
- Partnerships with international recruiting companies.

Fall 2022 Enrollment

Undergraduate. As of July 5, 2022, and compared to the same time in the previous year, the number of registered new freshmen was 4,468, a 26.4% increase (933 more freshmen), and the number of registered new transfers was 1,503, a 10.9% increase (148 more transfers).

With seven New Student Orientations remaining, we are expecting to end up with a record freshman enrollment of more than 7,000.

As of July 5, 2022, the freshman persistence rate from Fall 2021 to Fall 2022 was 79.2%, compared to 75% for the Fall 2020 freshman cohort.

Graduate. As of July 5, 2022, and compared to the same time in the previous year, the number of new doctoral students was 69, a 20.7% decrease (18 fewer new doctoral students), and the number of new master’s students was 770, a 17.2% decrease (160 fewer new master’s students).

The decline in graduate enrollment was expected given the strength of the labor market.

SPONSORED PROGRAM AWARDS - RESEARCH AND INSTRUCTIONAL

Texas State University is a national research university with a Carnegie Classification of Doctoral University: High Research Activity (R2) and a Texas-designated Emerging Research University (ERU). We are focused on raising our national research profile and achieving national prominence as an R1 university. A critical next step is to achieve eligibility for access to the state’s National Research University Fund (NRUF). NRUF was created by the Texas Legislature to provide additional funding to support research activity and elevate the institutional profiles of the state’s public universities. Achieving NRUF eligibility would unlock access to funds dedicated to assisting ERUs in becoming major research universities. Fund eligibility is determined by several metrics, including two consecutive years of \$45M+ in restricted research expenditures (RRE).

TXST has experienced four consecutive record-setting quarters in RRE. For the third quarter of FY2022, RRE topped \$10.3M. We received 21 Research and Instructional Awards of \$100,000 or more, ranging from \$100,000 to \$1,445,000 during the third quarter of FY2022. For FY2022,

total RRE is projected to be \$39M. With such a steep upward trajectory, we anticipate achieving the NRUF metric for RRE in FY2023 and FY2024.

PLANNING, ASSESSMENT, AND ACCREDITATION

2023-2029 University Plan

The President's Cabinet has reviewed the planning process, responsibilities, and timeline for the University Plan. Two initial steps have been completed, and are pending President's Cabinet approval:

1. *Mission Review.* A task force, using input from faculty, staff, and students, drafted new mission and value statements.
2. *Planning Background Briefs.* Task forces drafted five briefs that will be used in the development of the Plan. Each brief addresses a specific goal: supporting student success; advancing academic excellence; expanding discovery, innovation, creativity, and research; enriching campus inclusion; and developing infrastructure and resources.

Accreditation

TXST successfully completed the requirements for the Compliance Certification process and was deemed in compliance with all accreditation principles by the Southern Association of Colleges and Schools Commission on Colleges (SACSCOC) in December 2021. Because the U. S. Department of Education requires accreditors to physically visit campuses for institutions to be in full compliance, an on-campus visit by the SACSCOC Vice President assigned to TXST is pending.

INSTITUTIONAL DEVELOPMENT

Fundraising

As previously mentioned, TXST is pursuing eligibility for NRUF. One of the metrics is two consecutive years of a \$400M+ endowment. TXST has experienced three consecutive quarters of \$8M+ in philanthropic contributions. For the third quarter of FY2022, TXST received \$8.2M in gifts, including 10 gifts valued at \$100,000+. As of May 31, 2022, TXST has received about \$26M in philanthropic gifts in FY2022. With these gifts, the NEXT IS NOW campaign has exceeded \$200M towards the goal of \$250M, and the total endowment value is \$342,841,231.

Alumni Relations

On June 27, 2022, Alejandra Merheb became TXST's new assistant vice president for Alumni Relations and executive director of the Alumni Association.

Events

Over the next several months, the Division of University Advancement (UA) will be introducing new TXST President Kelly Damphousse to major donors, alumni, and friends of the university at

events on the San Marcos and Round Rock Campuses and in each of the major metropolitan areas. UA and/or Athletics will also be hosting alumni gatherings at all away football games.

ATHLETICS

The TXST Department of Athletics won the 2021-22 Sun Belt Conference's Vic Bubas Cup for the second time in the last four years. The Bubas Cup is awarded to the top athletic department in the SBC.

Teams

Basketball. TXST men's basketball capped their SBC championship season with a program first -- playing in the National Invitation Tournament (NIT). The Bobcats, led by back-to-back SBC Coach of the Year Terrence Johnson, won 20+ games for the third time in the last four years.

Baseball. TXST baseball, led by SBC Coach of the Year Steven Trout, had a historic season:

- Best record in program history.
- Regular season SBC champions for the second time in the last four years.
- Selected to the NCAA baseball championship tournament for the first time since 2011.
- Ranked in the nation's top-25 for nearly the entire season, ending the season ranked 17 by Collegiate Baseball.

Football. This fall, Bobcat Nation will see a highly anticipated team of more than 30 newcomers, 19 returning starters, and other key returners take the field on September 10, 2022, in the home opener against Florida International University.

Golf: Evan White won the individual medalist honors at the SBC tournament and secured a spot in the NCAA regionals. White was the first Bobcat to qualify for NCAA regionals since 2014.

Softball. TXST softball entered the SBC championship game on a 15-game winning streak. Though they lost that final game, their impressive performance placed them in the conversation for the NCAA tournament; unfortunately, they narrowly missed the field of 64.

Tennis. Retired women's head coach Tory Plunkett has been replaced with Kendall Brooks, a highly-respected leader with head coaching experience and deep recruiting ties in Texas.

Track and Field. Alyssa Wilson won SBC championships in the hammer throw, shot put, and discus and qualified for all three events at the NCAA outdoor track and field championships. Wilson was national runner up in the hammer throw, setting a collegiate record by an American.

Fundraising and Facility Improvements

On April 30, 2022, the 33rd Annual Bobcat Bonanza was held for the first time in three years. With more than 600 Bobcat supporters in attendance, this year's event raised the second-most funds ever. That night, we recognized Bo and Darlene Trevillion for their \$2M gift to assist with the \$36M renovation of the South End Zone Complex at Bobcat Stadium. The new weight room in the renovated complex will be named in honor of their late son, William Trevillion IV, who tragically passed away in January 2016. He was a member of the 2013-2016 football program.

In May 2022, TXST Distinguished Alumnus and Hall of Honor member Jeff Foster, along with his wife, Jamie, gave \$900,000 to support the men's basketball program.

We completed a \$1.7M West Priority Seating Project, which included installation of 3,000 fixed, cushioned seats behind the TXST bench at Bobcat Stadium.

CAPITAL IMPROVEMENTS

Projects Currently Pending Board Approval

Proposed Capital Improvements Program (CIP) Additions

- Band Storage Building (2022-2027 CIP) (Est: \$1.2M)
- Medina Hall Renovations (2023-2028 CIP) (Est: \$1.2M)
- Jowers Roof Replacement (2023-2028 CIP) (Est: \$1.5M)

Future Projects Requiring Board Approval in the Near Future

Design Development

- Bobcat Stadium End Zone Complex Expansion – Design Development Approval projected for February 2023 (Total Project Cost (TPC): \$37M)
- Science, Technology, Engineering, and Mathematics Building – Design Development Approval projected for August 2023 (TPC: \$137.4M)
- Esperanza Hall – Design Development Approval projected for May 2023 (TPC: \$52.4M)

Final Report. Pecan Building final report projected for November 2022 (\$9M).

Information Items Not Requiring Board Approval

Groundbreaking. Hilltop Housing Complex broke ground in May 2022 (\$125.2M).

Ribbon Cutting. Live Oak Hall will open Fall 2022 (\$10M) and the Infrastructure Research Laboratory will open Fall 2022 (\$14M).

Building Renaming. The Undergraduate Academic Center will be renamed the Denise M. Trauth and John L. Huffman Undergraduate Academic Center in Fall 2022.

INFORMATION TECHNOLOGY

The Division of Information Technology has made several advancements in key areas:

- Aging equipment was upgraded in three data centers with state-of-the-art hardware capable of 100 gigabits per second.
- TXST has adopted a new internet domain, moving from txstate.edu to txst.edu. The initial phase focused on sites managed by TXST's internal content management system and over the next year will expand to all sites and email addresses at the university.
- Microsoft Dynamics CRM and Ellucian Analytics have recently been launched. Dynamics has improved our customer experiences and strengthened our communications, while Analytics has provided valuable insights into student success data.

Lamar Institute of Technology



Presidential Briefing (August 2022)

The Future of Work: LIT has become ‘indispensable’

LIT is one of the fastest growing colleges in the state. The college’s mission is to provide innovative training for tomorrow’s workforce. Due to the pandemic, tomorrow’s workforce is needed today. Post-COVID, LIT aids the community by getting adults back to work, particularly those wanting stackable credentials or a degree. By being forward-thinking or just lucky, LIT had a strategic plan that focused on job-based programs, industry certifications, and faster noncredit reskilling that ‘individuals needed’ and ‘employers wanted.’ We are demonstrating why LIT is indispensable, by enrolling a record-breaking 10,383 students (credit/noncredit), anyone with a dream to succeed can become part of the future of work.

Encouraging Enrollment Growth

To foster enrollment growth, LIT launched their ‘Finish Faster for Free’, Summer/Fall campaign. It encourages new and existing students to enroll in Summer and Fall, by offering up to 2 free classes and free book vouchers. For Summer I, LIT has been able to assist 486 students for a total of \$206,616. Vanessa Ovalles, LIT Welding Technology student said, “I chose LIT because it was rated one of the top schools for their technical programs and with the hands-on experience that you gain at LIT you get confidence in your skill set so when you go in the field you can really showcase what you learned.”

Cody Jones: A Step Closer to the American Dream

Eighteen-year-old, Cody Jones a concurrent first-generation college graduate and high school graduate, displayed his pride by placing his BISD and LIT signs in his mother’s front yard. Jones joined a growing number of dual enrolled students, earning a Process Operating Technology Certificate from LIT, while also obtaining his high school diploma from Beaumont Early College High School. Cody will be returning to LIT this Summer to pursue an associate’s degree in Process Operating.



New Fall 2022 programs are introduced as LIT expands...again!

The increase in demand for skilled labor has prompted LIT to continue its expansion by offering new programs for Fall 2022. The new programs include: Analyzer Technology, Cosmetology, Electrical Technology, Engineering and iOS Swift Programming. These programs will enhance LIT’s current robust course offerings and open the door to allow more students to achieve the ‘American Dream.’

LIT partners with Evolution Academy

LIT announced its partnership with Evolution Academy, a Texas-based charter school, to offer dual credit enrollment to students in their Early College High School program. LIT President, Dr. Lonnie L. Howard and Evolution Academy Principal/ECHS Campus Coordinator, Dr. Veronica Durden participated in an MOU signing, initiating a partnership that will provide the opportunity for students, that are least likely to attend college, to receive a high school diploma and an associate degree.



LIT hosted ISD Teachers in 2022 Teacher Externship Program

LIT partnered with Workforce Solutions of Southeast Texas in the annual Teacher Externship Program. The mission of the externship program was to help the ISD teachers by being able to bring back “lessons learned” from their respective programs/field of work. LIT had the privilege of hosting three Region 5 ISD instructors, Kathryn Bardell (Silsbee ISD), Lashonda Birdon-Culpepper (West Orange-Cove CISD), and Jesseca Ned (Port Arthur ISD). The teachers were assigned to different programs within the Allied Health and Sciences and Public Service and Safety departments. Each teacher spent three days with the students and faculty from their assigned programs. This is the first year that LIT was invited to participate in this program. The ISD teachers mentioned that they gained valuable knowledge in this externship to bring back to their home campuses and students.

Foundation Scholarship Golf Tournament raised \$88,000

The 2022 LIT Foundation Scholarship Golf Tournament raised \$88,000 to benefit the LIT Foundation and scholarships to LIT students. Over 200 individuals including golfers, volunteers, and sponsors; food and fun was had by all who attended. The diamond event sponsor was ExxonMobil Beaumont. Other generous sponsors were: The Echo Group, Golden Pass LNG, Retirement National, All American Inspection, Mason Construction, Structural Preservation, Arkema, B & E Resources, Houseman Development, Richard and Regina Rogers to name a few.

LIT Foundation receives \$25,000 for Dental Hygiene Scholarship Endowment

The LIT Foundation received \$25,000 from American Dental Partners Foundation, on behalf of Carus Dental to establish the Carus Dental Hygiene Endowment Scholarship. The scholarship endowment will benefit LIT students majoring in dental hygiene. The check was presented by LIT alumni and Carus Dental employee, Tasha Bates.



Spring 2022 Commencement marks one of LIT's largest

Spring 2022 Commencement was one of LIT's largest with nearly 600 LIT graduates earning over 620 degrees and certificates. The graduating class represented a 9% increase over Spring 2021. Graduates ranged from ages 18 to 64, with 29.81% dual credit students and 70.02% were first-generation college graduates.





LAMAR STATE COLLEGE ORANGE
PRESIDENT'S BRIEFING
TSUS BOARD OF REGENTS
August 2022

ENROLLMENT AND STUDENT PROGRESS

Lamar State College Orange's (LSCO) latest numbers show increases in headcount, semester credit hours, and contact hours versus Summer 2021. The biggest increase is in unduplicated Summer headcount, which has seen more than a 16% increase (16.2%); 2022 Summer I and Summer Full Term unduplicated is 925, compared to 796 in 2021.

Further, a Summer two-free-course offering has helped students find financial relief as they complete their degrees or certificates. This initiative was also offered in Summer 2020, and as a result, LSCO saw its highest enrollment ever for a Summer term with 1,323 students. This initiative has succeeded in attracting students, again, as over 1,000 students have enrolled for Summer 2022, making this the second highest enrolled Summer term in LSCO's history.

Compared to Fall 2021, LSCO's current Fall enrollment is significantly higher in all categories. These increases can be attributed to our continued growth in dual credit students and our ability to enroll students as soon as possible. Currently, over 400 dual credit students are enrolled for Fall 2022, compared to only 11 enrolled at this time last year. These preliminary numbers offer hope that the 2,353 enrollment total from Fall 2021 will be matched or surpassed, despite having to exclude out-of-state online only students from State reporting.

The certified Spring 2022 enrollment saw a slight decrease in headcount, semester credit hours, and contact hours from Spring 2021, however, the decrease in each category was 5% or less. The decreases are largely due to 50 students who were not eligible to be reported because they were out-of-state residents enrolled exclusively in online courses. Non-resident students enrolled exclusively in online courses had been reported previously, so the gaps will likely close next Spring as out-of-state online-only students continue to be excluded from reporting.

PLANNING AND BUDGETING

LSCO continued a flat operating FY23 Budget with a few minor cuts as had been achieved in the past. A 3% raise was included since the cost of living has risen so dramatically. LSCO performed a budget cut in May to remove a portion of most departments' unutilized operating budgets, saving \$413,000.

ATHLETICS

LSCO Gator anglers Trent Buchholz and Dakota Posey placed third in the Strike King Lure Company Bassmaster College Series at Saginaw Bay presented by Bass Pro Shops. This finish secures a spot for the duo in the National Championship in September. LSCO anglers Jack Tindel and Brett Fregia earned their spot in the National Championship tournament earlier in the season.

CAPITAL PROJECTS

LSCO has selected PBK Architects, Inc., to design the new Academic Building that will be funded from the Capital Construction Assistance Fund. The interview process for a Construction Manager at Risk has

also been initiated and the field has narrowed to four respondents. Further, LSCO has begun design work on the newly-purchased Lumberton property and construction work on the property purchased for our Electro Mechanical Technology Program. Finally, during the past legislative session we received \$1.5 million for the purchase of a 1 MW generator to run the Central Plant and smaller generators for buildings not connected to the Central Plant. The generators are now operational.

INFORMATION TECHNOLOGY

Completed Information Services Department projects include Self Service Banner 9 for Finance, production ODS server upsizing to increase performance, a new inventory system for reporting and certifying inventory, and replacement of network switches.

Ongoing Information Services Department projects include implementation of Self Service Banner 9 for General, website redesign and new catalog software, upgrading of Windows servers, and replacing SimCapture software with ManyCam software for the Nursing programs. Additional ongoing projects include Blackboard migration to SHSU shared services, implementation of a new work order system, and the DegreeWorks 5.0.7 upgrade.

ACADEMIC AND TECHNICAL NEWS

- LSCO and McNeese State University announced an affiliation agreement that will offer LSCO graduates who are admitted to McNeese's RN to BSN program a preferred tuition rate and an acceptance of LSCO's nursing courses to fulfill the requirements needed to complete a Bachelor of Science in Nursing at McNeese. This affiliation underscores LSCO's commitment to the professional growth and development of its nursing students and faculty.
- LSCO announced that several nursing faculty members have been promoted to oversee various nursing programs within the college. Sherri Foreman, BSN, RN, was named Vocational Nursing Program Director. Ms. Foreman has taught at LSCO for 16 years. Tammy Davis, BSN, RN, was named Basic Nursing Team Leader and LSCO DHHS Program Coordinator, and has been employed at LSCO for 8 years. Finally, Jessica Montgomery, LVN, was named Medical Assistant Program Director. Ms. Montgomery has taught at LSCO for 13 years. LSCO congratulates these staff members and looks forward to the wonderful impact they will have on their individual programs and the students they serve.
- LSCO hosted six "externs" from area ISDs who came to learn about LSCO's Healthcare and Maritime Program offerings for dual credit students and students who are graduating high school. LSCO is proud of its partnerships with local ISDs who share in its mission of transforming lives.

STUDENT ACTIVITIES

- LSCO was pleased to offer a Free Fall Tuition opportunity for its students. Students who registered for Fall 2022 classes prior to a deadline were entered into a drawing for up to 15 hours of tuition (including books and fees) for free. Kayla Babaz, a pre-registered nursing student, was the recipient of the drawing and will receive free tuition, books, and fees this fall as a result of registering before the drawing deadline.

COMMUNITY INVOLVEMENT

- LSCO hosted local high school honor students, educators, businesspeople, and the Speaker of the Texas House, Dade Phelan, for the Greater Orange Area Chamber of Commerce's Honor Student Luncheon.



LAMAR STATE COLLEGE PORT ARTHUR
President's Briefing
August 2022

ENROLLMENT, RETENTION & RECRUITMENT

A new certificate program, Pharmacy Technician, will be launched this fall. The program will provide students with an interest in allied health an additional option for pursuing a health-related career.

LSCPA's Quality Enhancement Plan (QEP) will focus on retention (strategies and outcomes), starting with cohorts of students in two early college high schools.

Ten (10) New Student Orientation sessions were held during the summer as well as a 'Summer Melt' and 'Super Saturday', one-stop registration events held in July and August respectively. Over 1,146 students have been awarded financial aid for 2022-2023. Special calling campaigns and events, such as *Juneteenth* and *4th of July* celebrations, took place to promote enrollment and retention.

The Summer I 2022 Semester enrollment increased by 22.8% when compared to the Summer I 2021 Semester. The Summer II 2022 Semester also exceeded last year's enrollment.

LSCPA will utilize a \$50,000 Accelerate Student Success Planning grant for critical resources, such as food and supplies, to students at the beginning of the Fall semester. Four high quality first-year experience activities will also be implemented for new and at-risk students.

PLANNING, ASSESSMENT AND ACCREDITATION

LSCPA is working to provide a focused response to the SACSCOC Offsite Report received in May, and we are confident that the Onsite Visit in October will be successful.

INSTITUTIONAL DEVELOPMENT

LSCPA co-hosted a successful *2nd Annual Golf Tournament* with the Southeast Texas Educational Development Foundation. Funds generated from the Golf Tournament are used to support students and Lamar State College Port Arthur.

The *3rd Annual Fishing Tournament* is planned for September 10, 2022. Most of the sponsorship opportunities have been purchased and individuals are actively registering for the event. Valero, Entergy, and Jefferson County Tourism Commission provided grants to support the tournament.

There will be a LSCPA Alumni *Get Together* on July 13, 2022 at Buckstin's Brewing Company.

ATHLETICS

LSCPA sophomore Harlie Collier, was named to the National Junior College Athletic Association's All-Academic First Team. To earn first-team honors, students must maintain a 4.0 grade point average (on a 4.0 scale) and have completed a minimum of 24 semester hours. Harlie played catcher for the Seahawks softball team and graduated Summa Cum Laude with an associate degree in Drafting Technology.

Overall, nine student-athletes graduated in May 2022. Of course, the Athletic Department continues to recruit student athletes for upcoming year.

OTHER INSTITUTIONAL HIGHLIGHTS

Capital Projects

Industry Training Facility (Armory)

This EDA Grant project renovation is underway and it is expected to be completed by August 5, 2022. The general contractor is H.B. Neild, Inc and the architect is PDG Architects. The project is 90% complete.

Commercial Driver Education and Examination Center

The architect for this EDA Grant is PDG Architects. The general contractor was awarded on May 16, 2022. O'Donnell/Snyder Construction is the CM-AT-RISK and is currently working on the Guaranteed Maximum Price (GMP). This project is expected to be completed in April 2023.

Allied Health and Sciences Building

The campus is busy purchasing property that will be the location of the Allied Health and Sciences Building. The design process is 'on pause' until LSCPA learns the outcome of the BBB Grant application. If approved, the BBB Grant will add several million dollars to the design and construction budget.

Grants

LSCPA learned on June 29, 2022 that the HECB awarded LSCPA a \$50,000 grant focused on "Accelerating Student Success." Funds from the grant will be used to provide additional support services to first-year students and to enhance the resources available (clothing, food items) to students in need.

Several faculty and staff are busy earning a micro-credential and nine semester credit hours at the master's degree level in Diversity and Inclusion sponsored by the American College of Education. Funds from a TSUS Foundation Diversity Enhancement grant are supporting this effort.

The campus is eagerly waiting for the Department of Commerce to announce the Phase II recipients of the Build Back Better Regional Grant Challenge. Dr. Stafford and Dr. Reynard attended a BBB Conference in Washington DC in mid-June to present the LSCPA Phase II BBB Grant Application.

Information Technology

The Office of Information Technology began the process of implementing Finance Fixed Assets component of the Banner finance system in preparation for the SPA system being decommissioned at the end of August 2022 per state comptroller's office. This project is entering its final phase and should be completed before fiscal 2022 year-end.

The Office of Information Technology has implemented a two pilot groups for the evaluation of a new VOIP solution to replace outdated PBX switch. Successful pilot testing is anticipated with rollout to the entire campus by the end of the fiscal year.

IT Services completed automating multiple processes at LSCPA. Processes Include but not limited to, Electronic Delivery of Purchase Orders, Receiving Reports, Admissions Acceptance Letters, Admissions Missing Documents letters, Student Holds processing, Adobe Sign, and Travel Requests.

The Office of Information Technology continues to assess and make necessary changes to the college's Electronic and Information Resources (EIR) Accessibility posture.

Community Involvement

Lamar State College, Motiva, and the City of Port Arthur hosted an annual *July 4th Celebration*. The celebration included a live performance, gaming truck, balloon artists, ice cream, photobooth, face painting, and fireworks over the canal.

Lamar State College Port Arthur and the City of Port Arthur Health Department scheduled Vaccine Clinics on July 7, August 25 and 26th. The clinics were open to the public.

Several LSCPA employees serve a host of national, state and local organizations as board members, officers, and consultants.

Finance and Budget

Presented to the TSUS board for approval is the College's 2023 budget. As in the past, the budget is conservative in nature even though a slight overall increase is expected when comparing FY22 budget to actual. The FY22 budget includes a 3% merit increase for employees that qualify. Preparation of the Legislative Appropriations Requests has begun at LSCPA with final deadline for submission still pending notification from the Legislative Budget Board.